

## DOCUMENT RESUME

ED 455 681

FL 026 769

AUTHOR Thompson, Katrina Daly; Schleicher, Antonia Folarin  
TITLE Swahili Learners' Reference Grammar. African Language  
Learners' Reference Grammar Series.  
INSTITUTION Wisconsin Univ., Madison. National African Language Resource  
Center.  
SPONS AGENCY Department of Education, Washington, DC.  
ISBN ISBN-1-58684-115-7  
PUB DATE 2001-00-00  
NOTE 391p.; Foreword by John Mugane.  
CONTRACT P229A990001  
AVAILABLE FROM National African Language Resource Center (NALRC),  
University of Wisconsin-Madison, 4231 Humanities Building,  
455 North Park Street, Madison, WI 53706. Tel: 608-265-7905;  
Web site: <http://www.african.iss.wisconsin.edu/nalrc>.  
PUB TYPE Reference Materials - General (130)  
EDRS PRICE MF01/PC16 Plus Postage.  
DESCRIPTORS \*African Languages; \*Grammar; Second Language Instruction;  
\*Second Language Learning; \*Swahili; Syntax; Uncommonly  
Taught Languages; Vocabulary

## ABSTRACT

This reference grammar is written for speakers of English who are learning Swahili. Because many language learners are not familiar with the grammatical terminology, this book explains the basic terminology and concepts of English grammar that are necessary for understanding the grammar of Swahili. It assumes no formal knowledge of English grammar and is written in very simple language. This book is designed to be used as a supplement to other Swahili language textbooks, and provides more extensive explanations of the grammar lessons presented in textbooks. The manual is arranged by topic to help learners locate information easily. The book is organized in 55 chapters with a section for each part of speech: nouns, pronouns, adjectives, verbs, adverbs, conjunctions, and prepositions. There are also sections for sentences and miscellaneous. References appear in footnotes throughout the text. Contains a glossary, an index, and an answer key. (KFT)

ED 455 681

# Swahili Learners' Reference Grammar

U.S. DEPARTMENT OF EDUCATION  
Office of Educational Research and Improvement  
EDUCATIONAL RESOURCES INFORMATION  
CENTER (ERIC)

- This document has been reproduced as received from the person or organization originating it.
- Minor changes have been made to improve reproduction quality.
- Points of view or opinions stated in this document do not necessarily represent official OERI position or policy.

Katrina Daly Thompson  
and  
Antonia Folárin Schleicher

African Language Learners'  
Reference Grammar Series

National African Language Resource Center  
University of Wisconsin-Madison

2

BEST COPY AVAILABLE

FL 026769

# **Swahili Learners' Reference Grammar**

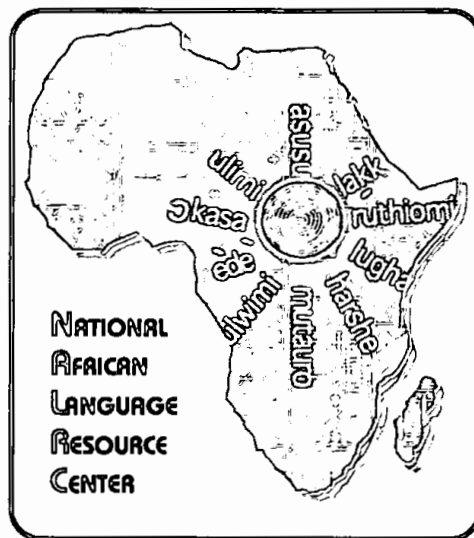
# Swahili Learners' Reference Grammar

By

**Katrina Daly Thompson**

**Antonia Folárin Schleicher**

*Foreword by*  
**John Mugane**



NALRC Press

*African Language Learners' Reference Grammar Series*  
**Antonia Folárín Schleicher, Series General Editor**

© 2001, NALRC

The development of the NALRC African Language Learners' Reference Grammar Series is made possible through a grant from the U.S. Department of Education.

**NALRC Publications Office**

Kristi Hobson, Editor

Karin Gleisner, Assistant Editor

Amadou Fofana, Assistant Editor

Mary Rohrdanz & Janet Trembley, Graphic Designers

Aiming Wang, Financial Manager

NALRC African Language Learners' Reference Grammar Series

**Library of Congress Cataloging-in-Publication Data**

Thompson, Katrina Daly, 1975-

Swahili learners' reference grammar/Katrina Daly Thompson, Antonia Folárín Schleicher; forward by John Mugane.

p. cm. -- (African language learners' reference grammar series; 1)

Includes bibliographical references and index

ISBN 1-58684-115-7 (alk. paper)

1. Swahili language--Grammar. 2. Swahili language--Textbooks for foreign speakers--English. I. Schleicher, Antonia Yétúndé Folárín, 1953- II. Title. III. Series

PL8702 .T48 2001

496'.39282421—dc21

## African Language Learners' Reference Grammar Series

The *African Language Learners' Reference Grammar Series* is written for speakers of English who are learning African languages. Since many language learners are not familiar with grammatical terminology used in their textbooks, the books in this series seek to explain the basic terminology and concepts of English grammar that are necessary for understanding the grammar of an African language. The primary objective of the *African Language Learners' Reference Grammar Series* is to provide language learners with grammar books that will supplement their textbooks. These books are not intended to replace a textbook. The books in the series assume no formal knowledge of English grammar and are written in easy to understand language.

Interested parties may contact the National African Language Resource Center (NALRC) about the possibility of working with the Center to publish a similar grammar book for their respective languages. Manuscripts are subject to external review and must follow the theoretical framework established for the series.

A series such as this depends on the vision, good will and labor of many. Special appreciation is extended to the U.S. Department of Education's IEGPS (International and Education and Graduate Programs Service), the NALRC staff members, the NALRC's Field Advisory, National Advisory, and Local Advisory Boards, and the University of Wisconsin-Madison College of Letters and Science, especially Jane Tylus (Associate Dean for the Arts and Humanities) and Phillip Certain (Dean of the College of Letters and Science), as well as various individuals who support the efforts of the

NALRC. Without the support, advice and assistance of all, the *African Language Learners' Reference Grammar Series* would not have become a reality.

Antonia Folárin Schleicher  
Series General Editor

## FOREWORD

This monograph is a pedagogical grammar of Swahili that is well illustrated and exhaustive both in the wide range of phenomena considered and examples provided. The book provides the grammar of Swahili in such a way that the novice and the advanced student will constantly find recourse to read and revisit the contents of the book at various points of their study.

The oft remarked elegance of the Swahili language will be appreciated even by those whose need is not to speak Swahili but merely to understand the workings of its grammar components. Crucial notions concerning nouns, verbs and adjectives and the way these categories relate to one another are clearly laid out so that no knowledge of linguistics and teaching methodology is assumed or expected. The book is organized in a way that makes it good for both quick and detailed referencing. It follows the fundamentals of good pedagogical grammars in that it is written with careful attention to detail matched with simplicity of explanation. The end result is that the learner will now be equipped with the fundamentals of how the Swahili language is constituted. Grammar remains an important component in second language learning in spite of much commentary to the contrary. This grammar, being a work of considerable quality, supports a teaching philosophy that places a premium on learner autonomy. Instead of students relying on teachers, teachers evolve to become facilitators and mentors of the learning process. This book will particularly aid our diverse teaching personnel who may be presently apprehensive about teaching grammar or integrating it into their lesson plans.

This grammar, being the inaugural volume in the *African Language Learners' Reference Grammar Series*, is sure to serve as a model for the upcoming ones. The first of its kind for



Swahili, this book should be a delight to those of us who champion the nurturing of learner engagement and learner initiative as some of the necessary elements towards lifelong learning. This book is a milestone for the field of African language learning and teaching and will hopefully be met with the applause it deserves. The book *Swahili Learners' Reference Grammar* is testament to the excellent work being accomplished by the National African Language Resource Center (NALRC) at the University of Wisconsin-Madison. The field owes many thanks to the authors and to the NALRC.

John Mugane  
President-Elect, African Language Teachers Association  
(ALTA)  
Assistant Professor of Linguistics  
Ohio University, Athens, Ohio  
January 2001

## ABOUT THE AUTHORS

**Antonia Yétúndé Folárin Schleicher** is a Professor of African Languages and Linguistics at the University of Wisconsin-Madison. She is also the Director of National African Language Resource Center (NALRC), funded by the Department of Education. She currently teaches courses such as Yoruba language and culture, African linguistics, second language acquisition, with specific reference to African languages, and a culture course on Yoruba life and civilization. She is experienced in developing both textual and technology materials for learning African languages. She is the author of three textbooks and two CD-ROMs for teaching and learning Yoruba. These textbooks and CD-ROMs are now used as models for developing other Less Commonly Taught Language (LCTL) materials. She has also co-authored a book with Professor Lioba Moshi, titled "African Language Pedagogy: An Emerging Field." She is currently co-authoring a book on "Guidelines for Developing African Language Textbooks." Professor Schleicher has organized different national workshops on how to develop materials for African languages and LCTLs in general. She is familiar with how different language acquisition theories can impact the development of textbooks for learning and teaching languages.

She is the Immediate Past-President of the African Language Teachers Association (ALTA), the President-Elect of the National Council of Organizations of Less Commonly Taught Languages (NCOLCTL), and an Executive Board Member of the UW-Madison Teaching Academy.

**Katrina Daly Thompson** is a doctoral student in the Department of African Languages and Literature at the UW-Madison. A student of both Shona and Swahili, she completed her M.A. degree in 1999 with a thesis entitled

“The Translator as Trickster: How *A Grain of Wheat* becomes *Tsanga Yembeu*.” In 1999 she spent seven weeks in Tanzania studying advanced Swahili as a fellow on the Fulbright Hayes Group Project Abroad, and in 2001 she will spend nine months doing research in Zimbabwe. Her research and teaching interests include Shona and Swahili languages and cultures, African popular cultures, post-colonial literatures and translation theory and practice. Katrina spent July 2000 studying technology and language teaching at Middlebury College with a grant from the Mellon Foundation. She is currently working on a dissertation on Shona film and television.

## TABLE OF CONTENTS

	<b>Preface</b>	5
	<b>To the Learners</b> .....	7
	<b>Acknowledgements</b> .....	11
	<b>INTRODUCTION</b> .....	13
	Parts of speech	
	Meaning	
	Function	
	 <b>NOUNS</b>	
Chapter 1	Introduction to Nouns .....	19
Chapter 2	Articles .....	25
Chapter 3	Noun class .....	29
Chapter 4	Verbal nouns	45
	Present infinitives	
	Perfect infinitives	
	Gerund	
Chapter 5	Negative verbal nouns .....	53
	 <b>PRONOUNS</b>	
Chapter 6	Introduction to Pronouns .....	59
Chapter 7	Personal pronouns .....	63
Chapter 8	Reflexive pronouns .....	67
Chapter 9	Interrogative pronouns .....	71
Chapter 10	Demonstrative pronouns .....	81
Chapter 11	Possessive pronouns .....	89
Chapter 12	Relative pronouns/constructions	93
	Infixed relatives	
	Tenseless relatives	
Chapter 13	Indefinite pronouns .....	105
	 <b>ADJECTIVES</b>	
Chapter 14	Introduction to Adjectives .....	113
	Descriptive adjectives .....	115
	Attributive adjectives	
	Predicate adjectives	

Chapter 16	Possessive adjectives . . . . .	121
	Possessor	
	Possessed	
	Reflexive possessives	
	Non-reflexive possessives	
	Possessive contractions	
Chapter 17	Interrogative adjectives . . . . .	131
Chapter 18	Demonstrative adjectives . . . . .	135
Chapter 19	Subjects . . . . .	145
Chapter 20	Subject prefixes . . . . .	149

### **VERBS**

---

Chapter 21	Introduction to Verbs and Verb Tenses . . . . .	161
	Transitive and intransitive verbs	
	Agglutination	
Chapter 22	Present . . . . .	167
	The -na- tense	
	The -a- tense	
Chapter 23	Negative present . . . . .	177
Chapter 24	Past . . . . .	181
Chapter 25	Negative past . . . . .	187
Chapter 26	Perfect . . . . .	191
Chapter 27	Negative perfect . . . . .	195
Chapter 28	Future . . . . .	199
Chapter 29	Negative future . . . . .	203
Chapter 30	The verb 'to be' . . . . .	207
Chapter 31	The locative verb 'to be' . . . . .	219
Chapter 32	The verb 'to have' . . . . .	225
Chapter 33	Auxiliary verbs . . . . .	237
Chapter 34	Objects . . . . .	243
	Object markers	
Chapter 35	Direct objects . . . . .	249
Chapter 36	Indirect objects . . . . .	255

Chapter 37	Introduction to Mood . . . . .	259
	The indicative mood	
Chapter 38	The imperative mood . . . . .	263
Chapter 39	The subjunctive mood . . . . .	267
Chapter 40	The conditional mood . . . . .	277
Chapter 41	Verb extensions . . . . .	279
	Root verbs	
	Applied/prepositional	
	Stative extensions	
	Causative extensions	
	Reversive extensions	
	Passive extensions	
	Reciprocal extensions	
Chapter 42	Participles . . . . .	289
Chapter 43	Compound tenses . . . . .	295
Chapter 44	Active & passive voice . . . . .	303
	Active verbs	
	Passive verb	
	Agent	
	<b>ADVERBS</b>	
Chapter 45	Adverbs . . . . .	311
	<b>CONJUNCTIONS</b>	
Chapter 46	Conjunctions . . . . .	319
	<b>PREPOSITIONS</b>	
Chapter 47	Prepositions & prepositional phrases	327
Chapter 48	Object of the preposition . . . . .	335
	<b>SENTENCES</b>	
Chapter 49	Sentences, phrases & clauses . .	341
Chapter 50	Declarative & interrogative sentences	359
Chapter 51	Conditional sentences . . . . .	365
Chapter 52	Direct & indirect statements . . . .	371
Chapter 53	Comparisons . . . . .	375

<b>MISCELLANEOUS</b>	
Chapter 54	Reduplication . . . . . 385
Chapter 55	Interjections . . . . . 389
	<b>Glossary</b> . . . . . 393
	<b>Index</b> . . . . . 403
	<b>Answer Key</b> . . . . . 415

## PREFACE

The *Swahili Learners' Reference Grammar* is written for speakers of English who are learning Swahili. Since many language learners are not familiar with grammatical terminology used in their textbooks, this book explains the basic terminology and concepts of English grammar that are necessary for understanding the grammar of Swahili. It assumes no formal knowledge of English grammar and is written in very simple language.

The primary objective of the *Swahili Learners' Reference Grammar* is to provide Swahili learners with a grammar book that will supplement their textbooks. It is not intended to replace a Swahili textbook. Occasionally, learners need more extensive explanations of the structures presented in their textbooks. This manual provides such additional detail. The grammar is arranged by topic to help learners locate information easily. For example, information on nouns can be found in Chapters 1-5.

The following are the design features of the *Swahili Learners' Reference Grammar*:

1. The organizational design is built around the basic word order of a Swahili sentence. The bulk of the manual focuses on nouns, pronouns, adjectives, verbs, adverbs, and objects. The text also includes various types of work with compound and complex sentences and with several other topics.
2. The grammar book presents the underlying structure of Swahili in a coherent and orderly manner.
3. The resources in this manual are built on a framework of explanations, examples, and short reviews. Each chapter is a self-contained discussion of a particular grammar topic. A



brief definition of the grammar topic is followed by an explanation and examples of the way the grammatical construction is used in English. Then a parallel section illustrates the use of the same grammar point in Swahili, step by step, using sample sentences translated from Swahili into English.

4. It is assumed that the study of grammar should be tied to the real needs of learners both to help them better understand course materials and to expand their accuracy and fluency in Swahili.

5. The presentation of individual grammar items is tied to the larger context of the basic structure of Swahili. For example, the meanings of individual tenses are presented within the framework of the verb system.

6. The materials in this manual include the study of processes as well as particular grammatical items. For example, compounding, as well as the present tense particle, are covered in the section on VERBS.

## TO THE LEARNERS

The *Swahili Learners' Reference Grammar* is written to help you understand the basic grammatical terms that you may not be familiar with in your Swahili textbook. It is hoped that this manual will not only help you to acquire grammatical competency in Swahili, but also in English. Knowing the grammar of any language you are learning is very important because it allows you to express your thoughts and intentions in a way that is acceptable to native speakers. Many times, grammar mistakes can make your speaking and writing difficult to understand. In Swahili, an example in which grammar affects meaning directly is if you use a past tense marker “li” instead of a future tense marker “ta” when describing to a friend your plans for the future.

The table of contents and the index are provided to help you to locate the grammatical terms and concepts that you want to understand in greater detail. Remember to use both the TABLE OF CONTENTS and the INDEX on a regular basis.

Make sure you understand the explanations and the examples provided both in English and in Swahili. Whenever a REVIEW is provided, remember to do it to assess your knowledge of the grammatical terms you are learning. If your answers do not match the ANSWER KEY, make sure you review the section before you move on to another section.

Below are some strategies that can help you to learn the grammar of Swahili in a more effective manner:

1. **Be on the lookout for patterns:** Don't wait for your instructor or others to point out a pattern; look for it yourself. Sometimes the patterns that you can recognize yourself will be more helpful than those given in your textbook or presented in this manual, because they are

organized in ways that are clearer to you. If you uncover the patterns yourself, it will be easier to remember and follow them.

2. **Learn the rules:** Make sure you understand how a particular rule works. This will reduce the amount of memorization you will need to do.

3. **Organize:** After you have constructed your own grammar tables in the way that makes the most sense to you, make sure you review them and add any new information that you acquire. For example, you can make a table of Swahili noun classes, tenses, or negative tenses. Each time you learn a new word that belongs to a particular category you have set up, enter it in your table. This is especially important if the word is an exception to a rule and needs special attention.

4. **Experiment:** Try to experiment with rules because most grammar rules have boundaries that you need to discover by yourself to avoid mistakes. The way to find the boundaries is to keep applying a rule until you discover that it no longer works. For example, in Swahili you cannot always apply agreement rules simply according to what class a word is in:

**kitabu/vitabu** (class 7/8):

**Kitabu kinapotea.**

**Vitabu vinapotea.**

**kiongozi/viongozi** (class 7/8):

**Kiongozi anaenda.**

**Viongozi wanae**

(use class ½ agreements)

**5. Work towards mastery when doing grammar exercises:** When doing oral grammar exercises in class, at home, or in the language lab, carefully focus on the grammar. At this point, every one of the teacher's corrections or the correct responses on tape should be accurately repeated. Many learners habitually listen passively to the teacher's corrections or the models on tape without repeating the correct form. Avoid falling into this bad habit, as it is only by repeating the corrected version that you give yourself an opportunity to learn it. When working on a grammar point, strive to be 100% correct. In this way, when your attention is diverted to other considerations, you will be more likely to recall the correct form.

**6. Avoid repeated errors:** Try to understand why you consistently make a certain kind of error. Is it because you are not clear about the rule? Or is it that you have totally misunderstood the rule? Or could it be that you have not learned the rule boundaries – that is, its exceptions? You can avoid making the same mistake by checking your textbook, this manual, or by asking your teacher for an explanation or clarification.

**7. Note whether additional work has any effect on your performance:** Sometimes extra practice – such as doing grammar drills – may not improve your speaking accuracy. However, using language in real-life situations may be very beneficial. The amount of time spent on an activity may not be as important as finding and using the type of activity that helps your learning.

**8. Be patient:** There is no language that is grammar-free, although some languages have more complex grammatical systems than others. It is impossible to learn, much less remember, all the rules in a limited period of time. It will take some time before you will be able to speak and write

without grammatical errors. Work on your grammar diligently but patiently. Learning one rule at a time, practicing often and doing frequent reviews are good learning principles.

## ACKNOWLEDGMENTS

We would like to acknowledge our appreciation for the support of the National African Language Resource Center (NALRC) through funds from the Department of Education, Grant # P229A990001, which provided the financial support for the preparation of this book. Without such support, this book would not have been possible. Our grateful appreciation is also extended to the following people who have contributed one way or the other towards making this project possible: Magdalena Hauner, Anne Lewinson, Zeynab Shaaban, Himid Ali, Abdulswammad Ali, Ammar Ali, Assim Ali, Hud Ali, and Hilda Kokuhirwa.

We are greatly indebted to all the Swahili language scholars, such as Alwiya Omar, John Inniss, John Mugane, and F.E.M.K. Senkoro, who took time out from their busy schedules to review, in various stages of development, some or all the chapters of this book and provided valuable suggestions that helped in shaping the final draft of this book. We, however, assume full responsibility for any errors in this book.

Words are inadequate to express our thanks to Kristi Hobson and Karin Gleisner, who served as editor and assistant editor for this project. Both Kristi and Karin spent a great deal of time, not only making sure that some of the Swahili examples were accurate but also assisting with the overall organization of the book. Our thanks also go to Amadou Fofana, who helped to read through the first draft to be sure that it followed the intended organizational structure.

This book is dedicated to Charles, Carla, Anthony and the UW-Madison Fall 2000 Swahili students.

## INTRODUCTION

Learning Swahili, like learning any foreign language, requires that you look at each word in terms of its part of speech, its meanings, and its function. This book is designed to help you understand the **part of speech**, the **meaning** and the **function** of the Swahili forms that you will be learning.

### 1. Part of speech

Words are grouped by types and each type is called a part of speech. Here is a list of the nine different parts of speech used in English:

Noun	Article
Pronoun	Conjunction
Verb	Preposition
Adverb	Interjection
Adjective	

Each part of speech has its own rules. You must learn to identify the part of speech for each word so that you will know which rules to apply. Understanding the rules for each part of speech will help you understand the function and relationship of the words in both English and Swahili sentences.

Look at how the word *love* functions in the sentences that follow:

The boys *love* to play soccer.  
|  
verb

My *love* for you is great.

|  
noun

Charles wrote Rosa a *love* letter.

|  
adjective

The English word *love* is the same in all three sentences, but in Swahili different words will be used for the verb, the noun and the adjective.

## 2. Meaning

An English word must be connected with a Swahili word that has an equivalent meaning. For example, the word *water*, in English, has the same basic meaning as the Swahili word **maji**.

The best way to learn words with equivalent meanings is to memorize the words. However, there are some English words that are borrowed into Swahili. These kinds of words are easier to learn because they are very close to the English counterparts. Some examples include:

<u>ENGLISH</u>	<u>SWAHILI</u>
motorcar	<b>motokaa</b>
America	<b>Amerika</b>
office	<b>ofisi</b>
soccer	<b>soka</b>

Sometimes, if you know one Swahili word it can help you to learn another. For example knowing that the Swahili word **kiti** means *chair* should help you to learn that **mwenyekiti** means *chairperson*. Similarly, knowing that **kuzungumza** means *to converse* will help you to learn that **mazungumzo** means *conversation*.



For the most part, there is little or no similarity between words, and knowing one Swahili word will not help you learn another. As a general rule, such words must be memorized separately. For example, knowing that **bibi** means *grandmother* will not help you to learn that **babu** is *grandfather*.

In addition, there are some combinations of words that take on a special meaning. Such words are referred to as **idioms**. Idioms are usually unique to each language. For example, in Swahili, **kuenda** means *to go*, while **wazimu** means *spirits*. However, **kuenda wazimu** means *to go crazy*. You need to pay special attention to these kinds of idiomatic expressions so that you can use them appropriately.

### 3. Function

A word must be identified according to the function it performs in the sentence. Each word, whether in English or in Swahili, serves a unique function in the sentence. Determining this function will help you to find the proper Swahili equivalent.

Look at how the word *her* functions in the sentences that follow:

We went to visit *her*.  
 |  
 direct object

*Her* dress is new.  
 |  
 adjective

In English the word *her* is the same in both sentences, but in Swahili two different words, each following a different set of rules, must be used because the word *her* has two different functions.

While studying Swahili, you must learn to recognize the part of speech, the meaning, and the function of each word within a sentence.

### TAKE NOTE

Since you already know English, this book will show you how to identify parts of speech in English. You will then learn to compare and contrast English and Swahili constructions. This will give you a better understanding of the explanations you receive in class or find in your Swahili textbook.

# NOUNS

## Chapter 1 INTRODUCTION TO NOUNS

A **noun** is a word that signifies a person, animal, place, thing, event or idea. For example:

- a person                    *teacher, student, nurse,  
doctor, grandmother, Mr., Sheriff*
- an animal                    *dog, cow, bull, lion, bird,  
hyena, elephant*
- a place                        *house, school, city, state,  
country, continent, island,  
Tanzania, Kenya, Mecca*
- a thing                        *book, shirt, computer,  
drum, veil, dish, food*
- an event  
or activity                    *birth, death, marriage,  
graduation, soccer, sleep,  
the Olympics*
- an idea  
or concept                    *freedom, wealth, love,  
power, beauty, history,  
Organization of African Unity*

As you can see, a noun can name something tangible (i.e. that you can touch), such as *glass, coffee, and grandmother*, or it can name something abstract, such as *racism, music, and courage*.

There are two types of nouns, **common** and **proper**. A noun that refers to any person, animal, place, thing, event or idea that is not specific is called a **common noun**. A common noun never begins with a capital letter unless it is the first word in a sentence. All the words above that begin with a lower-case letter are common nouns. A noun that names a particular place, animal, place, thing, event or idea is a **proper noun**. A proper noun is always capitalized. All the capitalized words above are examples of proper nouns.

*Shakila is a student.*

proper noun	common noun

A noun that is made up of two words is a **compound noun**. A compound noun can be made of two common nouns, such as *trade unions* and *mother tongue*, or two proper nouns, such as *East Africa*.

## IN ENGLISH

To train yourself to recognize nouns, read the following paragraph where the nouns are in italics.

*Swahili* is spoken extensively in *Tanzania*, *Kenya* and *Uganda*. Along the *coast* of *Kenya* and *Tanzania*, and on the *islands* near their *coasts*, it is the first *language* of many *people*. *Others* speak it as a second *language*, not only in these three *countries* but also in the *Democratic Republic of the Congo*, *Zambia*, *Malawi*, *Mozambique*, and even *Saudi Arabia*.

**KWA KISWAHILI**

A noun is called **jina** or **nomino**. The plural, *nouns*, are **majina** or **nomino**. Swahili nouns are identified in the same way as they are in English; that is, they can signify people, animals, places, things, events or ideas. Study the following examples:

- a person                      **fundi** (*craftsperson*), **askari** (*soldier*), **kipofu** (*blind person*), **Mkristo** (*Christian*), **Profesa Senkoro** (*Professor Senkoro*)
- an animal                      **chui** (*leopard*), **swala** (*antelope*), **kobe** (*turtle*), **mbu** (*mosquito*), **panya** (*rat*)
- a place                          **chuo kikuu** (*university*), **msikiti** (*mosque*), **shamba** (*field*), **eneo** (*space*), **Unguja** (*Zanzibar*), **Msumbiji** (*Mozambique*)
- a thing                          **pipi** (*candy*), **zawadi** (*gift*), **kitambaa** (*cloth*), **kalamu** (*pen*), **mkono** (*hand*)
- an event or activity              **arusi** (*wedding*), **sherehe** (*party*), **kushona** (*sewing*), **mchezo** (*game*), **safari** (*journey*)
- an idea or concept              **falsafa** (*philosophy*), **hesabu** (*math*), **ushirika** (*cooperation*), **elimu** (*education*), **uhuru** (*revolution*)

A common noun is called **nomino ya jumla** or **nomino ya jamii** and a proper noun is **nomino kamili** or **nomino ya pekee**. A compound noun is called **nomino ambatani**.

**Shakila ni mwanafunzi.**

*Shakila is (a) student.*

proper noun	common noun

To train yourself to recognize nouns, read the following paragraph (followed by its English translation) where nouns are in italics.

*Taasisi ya Kiswahili na Lugha za Kigeni iko katika kisiwa cha Unguja, mji wa Zanzibar. Zanzibar ina watu wengi wa asili mbalimbali: Waafrika, Waarabu, Wabindi, Wachina, na wengine. Wageni wengi wanasafiri Zanzibar kusoma hapo Taasisini. Wanaweza kusoma Kiswahili, Kiarabu, na lugha nyingine za Kiafrika na za dunia. Ni shule nzuri sana.*

(The *Institute of Swahili and Foreign Languages* is on the *island of Zanzibar*, in the city of *Zanzibar*. *Zanzibar* has many *people* of various *backgrounds*: *Africans, Arabs, Indians, Chinese* and others. Many *foreigners* travel to *Zanzibar* to study at the *Institute*. They can study *Swahili, Arabic*, and other *African and world languages*. It is a very good *school*.)

## TERMS USED TO TALK ABOUT NOUNS

- **NUMBER** – A noun has a number. It can be classified as singular or plural.
- **GENDER/CLASS** – Every Swahili noun is associated with one of eighteen classes. English nouns have only three classes, usually known as gender; the classes are masculine, feminine and neuter. Swahili nouns do not differentiate in terms of masculine, feminine and neuter genders.
- **COUNT OR NON-COUNT** – A noun can be classified as to whether it is a count or non-count noun; that is, whether it refers to something that can be counted or not.
- **FUNCTION** – A noun can have two different functions in a sentence; that is, it can be the subject of the sentence or an object.

---

### REVIEW

Circle the nouns in the following sentences.

1. I marked the date of the party on the calendar.
2. Lulu broke her leg while riding her bicycle to Dodoma.
3. The film we saw yesterday disturbed me.
4. A woman's beauty is her personality, not her appearance.
5. Dar es Salaam is a city the President has always wanted to visit.



## Chapter 2 ARTICLES

An **article** is a word placed before a noun to show whether the noun refers to a specific person, animal, place, thing, event or idea, or to a nonspecific person, animal, place, thing, event or idea.

a specific piece of cloth  
|  
She wrapped *the* piece of cloth around her shoulders.

She wrapped *a* piece of cloth around her head.  
|  
a nonspecific piece of cloth

### IN ENGLISH

There are two types of articles, **definite articles** and **indefinite articles**. A **definite article** is used before a noun referring to a specific person, place, animal, thing or idea. There is one definite article, *the*.

He stole *the* books from me.  
|  
some specific books

An **indefinite article** is used before a noun referring to a non-specific person, animal, place, thing, event or idea. There are two indefinite articles, *a* and *an*. *A* is used when the noun it precedes begins with a consonant.

I bought *a* dress.  
|  
not a specific dress

*An* is used when the noun it precedes begins with a vowel (*a*, *e*, *i*, *o*, or *u*).

Zuhura peeled *an* orange.  
 |  
 not a specific orange

Plural nouns that do not refer to someone or something specific are used without an article.

Kezilahabi writes *novels*.  
 |  
 not specific novels

### KWA KISWAHILI

The grammatical term for articles is **vibainishi**, but there are no articles in Swahili. When you translate a sentence into English, articles, if appropriate, must be added. Your knowledge of English and the meaning of the sentence will help you to add the article which best fits the sentence's meaning. For example, the following Swahili sentences can each be translated in two ways:

**Mtoto ataenda shuleni.**

*A child will go to school.*

*The child will go to school.*

**Watoto wataenda shuleni.**

*Children will go to school.*

*The children will go to school.*

Even though there are no articles in Swahili, you need to be aware of their use in English. Sometimes you will use demonstrative adjectives to approximate the function of articles. For example:

**Watoto hawa wataenda shuleni.**

*These children will go to school.*

You will learn more about demonstrative adjectives in Chapter 18.

---

### REVIEW

Using the word for word translations of Swahili sentences into English, write complete English sentences. You will need to add the appropriate articles.

**1. Mwanafunzi alisoma kitabu.**

*student                  read                  book*

---

**2. Mwandishi anakaa huko bara.**

*writer                  lives                  (there on) mainland*

---

**3. Mtoto atakula chungwa na mkate.**

*child                  will eat                  orange                  and                  bread*

---

## CHAPTER 3 NOUN CLASS

A **noun class** is a set of nouns in a language that shows the same patterns of word or a set of nouns that shows the same system of agreements between different parts of speech.

Swahili, like any other Bantu language, has a well- defined noun class system. Swahili nouns can be classified as Class 1, 2, 3, 4, 5, 6, 7, 8, 9, 10, 11, 14, 15, 16, 17, or 18. Class 12 is extremely rare in Swahili, and Class 13 does not exist. Below is an example of a Swahili sentence that illustrates how the class system works.

<b><u>Alikiona</u> <u>kitabu</u> <u>changu</u> <u>mezani</u> <u>wiki</u> <u>iliyopita</u>.</b>								
1	7	7	7	16	9	9	9	9
<i>he</i>	<i>saw</i>	<i>it</i>	<i>book</i>	<i>my</i>	<i>on the</i>	<i>week</i>	<i>that</i>	<i>which</i>
					<i>passed</i>			
					<i>table</i>			

*(He saw my book on the table last week.)*

**Number** in the grammatical sense means that a word can be classified as singular or plural. When a noun refers to one person, animal, thing, place, or event, it is called **singular**. When it refers to more than one, it is called **plural**.

one <i>cup</i>
singular

two <i>cups</i>
plural

More parts of speech indicate number in Swahili than in English and there are more spelling and pronunciation changes in Swahili than in English.

ENGLISH	SWAHILI
nouns	<i>nouns nomino/majina</i>
verbs	<i>verbs vitenzi</i>
pronouns	<i>pronouns viwakilishi nomino</i>
	<i>adjectives vivumishi</i>
	<i>relative constructions virejeshi</i>

Since each part of speech follows its own rules to indicate number, you will find number discussed in the chapters on relative constructions, adjectives, pronouns, and verbs. This chapter will only explain the number of nouns.

### IN ENGLISH

English is usually not regarded as a class language, but there are some examples in English that can illustrate how nouns in different classes behave. For example, consider pluralization in English:

<u>SINGULAR</u>	<u>PLURAL</u>
cat	cats
house	houses
dress	dresses
farmer	farmers
pencil	pencils
church	churches

All these nouns form their plural the same way, by adding *s* or *es*. Therefore, these nouns and others like them can be said to be in the same noun class. Now consider these words:

sheep	sheep
deer	deer

These do not change in the plural. They belong to another noun class. Other examples are:

mouse	mice
louse	lice
goose	geese
foot	feet
tooth	teeth
man	men

The above examples form yet another noun class, one that changes the vowel “inside” the noun to make it plural.

Notice that these noun classes in English are no longer called noun classes. They are called “**regular**” and “**irregular**” nouns. All the nouns that take ‘s’ are called regular nouns, while those that do not take s are called irregular nouns. This is because, in English, only the ‘s’ plural class can have new words added to it. When a class can get new words, it is called “productive”. In English plural formation, there are many noun classes, but only one is productive (hence they are called “regular”, while other noun classes are not productive, hence they are called “irregular”).

Some nouns, called **collective nouns**, refer to a group of persons or things, but the noun itself is considered singular.

The soccer *team* is doing well this season.

The *family* is moving to Iringa.

The *committee* has a difficult decision to make.

### KWA KISWAHILI

The word for grammatical number is **namba**. When used to refer to nouns it is called **namba ya jina**. A singular noun is called **jina la umoja** and a plural noun is **jina la wingi**. As in English, the plural form of a Swahili noun is usually spelled differently than the singular. Every noun belongs to a **noun class**, and each class of nouns has its own rules for forming the singular and the plural. There are sixteen classes (1-11 and 14-18). For most noun classes (1-11), the odd numbers denote the singular and the even numbers denote the plural.

CLASS	SINGULAR	PLURAL	CLASS
1	<b>mtu</b> ( <i>person</i> )	<b>watu</b> ( <i>people</i> )	2
3	<b>mti</b> ( <i>tree</i> )	<b>miti</b> ( <i>trees</i> )	4
5	<b>jengo</b> ( <i>building</i> )	<b>majengo</b> ( <i>buildings</i> )	6
7	<b>kitabu</b> ( <i>book</i> )	<b>vitabu</b> ( <i>books</i> )	8
9	<b>ndege</b> ( <i>plane</i> )	<b>ndege</b> ( <i>planes</i> )	10
11	<b>usiku</b> ( <i>night</i> )	<b>siku</b> ( <i>nights</i> )	10

You can see that each class has a system for forming the plural. You should also note that class 12 is not listed because it is infrequently used and has no regular plural form.

In Swahili, all noun classes are productive, just as in any Noun Class language. Swahili nouns follow rules for grammatical class. The word for class or classes is **ngeli**.<sup>1</sup> A few generalizations can be made about the kinds of nouns that fall into each of the noun classes. However, there are many exceptions, so you should always memorize the class of each noun in both the singular and plural.

### CLASS 1 **ngeli ya kwanza**

Nouns in class 1 are singular, and refer to living things such as people and animals. They usually begin with the **nominal prefix m-**, but sometimes begin with **mw-** or, rarely, with **mu-**. In Swahili a nominal prefix is called **kiambishi awali cha jina**.

**mtu** (*person*)

**mwalimu** (*teacher*)

**muumba** (*creator*)

Some singular nouns do not belong to class 1, but, because they refer to people and animals, use class 1 agreements in most grammatical contexts.

**kijana** (*young person, class 7*)

**kipofu** (*blind person, class 7*)

**paka** (*cat, class 9*)

You will learn more about how to use class 1 agreements in Chapters 20 (Subject Prefixes) and 34 (Objects), and in the series of chapters on adjectives and pronouns (6-20).

Proper nouns that refer to people are also treated as if they were in class 1. Because many Swahili names are words that

---

<sup>1</sup> The word **namna** (*type or kind*) is also used for grammatical class. See G.W. Broomfield, *Sarufi ya Kiswahili* (London: Sheldon Press, 1931): 40-47.



are also used as common nouns, you might confuse them with the noun of another class. To avoid this mistake, take note if the noun is capitalized, which will indicate that it is a proper noun.

#### COMMON NOUNS

**juma** (*week*, class 5)  
**zawadi** (*gift*, class 9)  
**sudi** (*luck*, class 9)

#### PROPER NOUNS

**Juma** (*a boy's name*, class 1)  
**Zawadi** (*a girl's name*, class 1)  
**Sudi** (*a boy's name*, class 1)

#### CLASS 2 ngeli ya pili

Nouns in class 2 are plural of nouns in class 1, and they refer to living things such as people and animals. They always begin with the nominal prefix *wa-*.

**watu** (*people*)  
**walimu** (*teachers*)  
**waumba** (*creators*)

Some singular nouns do not belong to class 2, but because they refer to people and animals, they use class 2 agreements in most grammatical contexts.

**vijana** (*young people*, class 8)  
**vipofu** (*blind people*, class 8)  
**paka** (*cats*, class 10)

You will learn more about how to use class 2 agreements in Chapters 20 (Subject Prefixes) and 34 (Objects), and in the series of chapters on adjectives and pronouns (6-20)

**CLASS 3 ngeli ya tatu**

Nouns in class 3 are singular. They begin with the nominal prefix **m-**. Almost all singular nouns that refer to plants are in class 3, but many other objects are as well.

<b>mti</b> ( <i>tree</i> )	<b>mgomba</b> ( <i>banana tree</i> )
<b>mzizi</b> ( <i>root</i> )	<b>mradi</b> ( <i>project</i> )
<b>mkutano</b> ( <i>meeting</i> )	

**CLASS 4 ngeli ya nne**

Nouns in class 4 are the plural of nouns in class 3 and they begin with the nominal prefix **mi-**. Almost all plural nouns that refer to plants are in class 4, but many other objects are as well.

<b>miti</b> ( <i>trees</i> )	<b>migomba</b> ( <i>banana trees</i> )
<b>miradi</b> ( <i>projects</i> )	

**CLASS 5 ngeli ya tano**

Nouns in class 5 are singular, and usually refer to inanimate objects or abstract ideas. Many class 5 nouns begin with the letters **j-** or **ji-**

<b>jicho</b> ( <i>eye</i> )	<b>jengo</b> ( <i>building</i> )
<b>jiwe</b> ( <i>rock</i> )	

However, many other class 5 nouns have no recognizable nominal prefix at all.

<b>hitaji</b> ( <i>requirement</i> )	<b>duka</b> ( <i>shop</i> )
<b>shetani</b> ( <i>devil</i> )	

There are a few class 5 nouns that refer to people, but in most grammatical contexts these use class 1 agreements (see CLASS 1 above).

**polisi** (*policeman*)

**daktari** (*doctor*)

You will learn more about how to use class 5 agreements in Chapters 20 (Subject Prefixes), 34 (Objects), and in the series of chapters on adjectives and pronouns (6-20).

### CLASS 6 ngeli ya sita

Nouns in class 6 are the plurals of nouns in class 5, and they usually refer to inanimate objects or abstract ideas. They always begin with the nominal prefix **ma-**

**macho** (*eyes*)

**majengo** (*buildings*)

**maduka** (*shops*)

**mawe** (*rocks*)

**mashetani** (*devils*)

**mahitaji** (*requirements*)

There are a few class 6 nouns that refer to people, but in most grammatical contexts these use class 2 agreements (see CLASS 2 above).

**mapolisi** (*policeman*)

**madaktari** (*doctor*)

There are also class 6 nouns that have no class 5 equivalents and can be both singular and plural.

**mazingira** (*environment*)

**mashtaka** (*accusations*)

**maisha** (*life*)

**mazishi** (*funeral*)

You will learn more about how to use class 6 agreements in Chapters 20 (Subject Prefixes), 34 (Objects), and in the series of chapters on adjectives and pronouns (6-20).

### **CLASS 7 ngeli ya saba**

Nouns in class 7 are singular, and usually refer to inanimate objects, abstract ideas, and languages. They always begin with either **ki-** or **ch-**.

**kitabu** (*book*)

**chakula** (*food*)

**kina** (*rhyme*)

**Kiswahili** (*Swahili*)

There are some class 7 nouns refer to people and take class 1 agreements (see CLASS 1 above).

**kipofu** (*blind person*)

**kilema** (*a crippled person*)

**kifaru** (*rhinoceros*)

You will learn more about how to use class 7 agreements in Chapters 20 (Subject Prefixes), 34 (Objects), and in the series of chapters on adjectives and pronouns (6-20).

In some cases, adding the class 7 nominal prefix **ki-** can be used to make a noun of another class diminutive (smaller).

**mtoto** (*child*) class 1 ⇒ **kitoto** (*little child*) class 7

**mbuzi** (*goat*) class 1 ⇒ **kibuzi** (*little goat*) class 7

**embe** (*mango*) class 5 ⇒ **kiembe** (*little mango*) class 7

**CLASS 8 ngeli ya nane**

Nouns in class 8 are the plurals of nouns in class 7, and they usually refer to inanimate objects or abstract ideas. They always begin with the nominal prefix **vi-** or **vy-**.

**vitabu** (*books*)  
**vina** (*rhymes*)

**vyakula** (*foods*)

There are some class 8 nouns that refer to people and take class 2 agreements (see CLASS 2 above).

**vipofu** (*blind people*)  
**vilema** (*crippled people*)  
**vifaru** (*rhinoceroses*)

You will learn more about when they take class 2 agreements in Chapters 20 (Subject Prefixes), 34 (Objects), and in the series of chapters on adjectives and pronouns (6-20).

**CLASS 9 ngeli ya tisa**

Nouns in class 9 are singular, with no recognizable nominal prefix. They usually refer to inanimate objects or abstract ideas.

**safari** (*journey*)

**kazi** (*work*)

Proper nouns that refer to places are also in class 9.

**Tanzania**

**Amerika** (*America*)

**Zuhura** (*the planet Venus*)

Many class 9 nouns are **adopted words**, words that were adopted from other languages into Swahili. These are called **maneno yaliyotoholewa**.

**kompyuta** (*computer*, from English)  
**sayari** (*planet*, from Arabic)

Many nouns that refer to animals, and some that refer to people, are in class 9, but in most grammatical contexts they are treated as if they were class 1 (see CLASS 1 above).

**simba** (*lion*)                      **mbwa** (*dog*)  
**baba** (*father*)

### CLASS 10 ngeli ya kumi

Nouns in class 10 are the plurals of nouns in class 9 and class 11, and they have no recognizable nominal prefix. They usually refer to inanimate objects or abstract ideas.

**safari** (*journeys*)                      **kazi** (*jobs*)

Many class 10 nouns are adopted words:

**kompyuta** (*computers*, from English)  
**sayari** (*planets*, from Arabic)

Many nouns that refer to animals, and some that refer to people, are in class 10, but in most grammatical contexts they are treated as if they were class 2 (see CLASS 2 above).

**simba** (*lions*)                      **mbwa** (*dogs*)  
**baba** (*fathers*)

### CLASS 11 ngeli ya kumi na moja

Nouns in class 11 are singular, with the nominal prefix **u-**. Often they refer to long, thin objects.

**ukuta** (*wall*)                      **ulimi** (*tongue*)  
**udevuu** (*whisker*)

**CLASS 14 ngeli ya kumi na nne**

Nouns in class 14 are abstract ideas. Although class 14 nouns look like class 11 nouns, you can tell the difference because they only exist in the singular; there is no way to make a class 14 noun plural. They begin with the nominal prefix **u-**.

**uhuru** (*freedom*)

**umoja** (*unity*)

**ujamaa** (*socialism*)

**CLASS 15 ngeli ya kumi na tano**

Nouns in class 15 refer to actions. These are **verbal nouns**, also known as **gerunds** or **infinitives**. In Swahili they are known as **vitenzijina**. They begin with the nominal prefix **ku-**, also known as an **infinitive prefix**.

**kusoma** (*studying*)

**kufanya** (*doing*)

**kupiga** (*hitting*)

**CLASS 16 ngeli ya kumi na sita**

Nouns in class 16, 17 and 18 are called **locatives** because they refer to places. In Swahili they are called **majina ya mahali**. Class 16 nouns refer to places that are specific or close to the speaker; they can be either singular or plural depending on context.

**mahali** (*place; places*)

Almost any noun from any other noun class can be made into a class 16 noun by adding the locative suffix **-ni**.

**nyumba** 9/10 (*house*) ⇒ **nyumbani** 16 (*at the house*)

**chumba** 7 (*room*) ⇒ **chumbani** 16 (*in the room*)

**CLASS 17 ngeli ya kumi na saba**

Nouns in class 17 refer to places that are general or not close to the speaker; they can be either singular or plural depending on context. Almost any noun from any other noun class can be made into a class 17 noun by adding the locative suffix **-ni**.

**mji** 3 (*city*) ⇒ **mjini** 17 (*in the city*)  
**nchi** 9/10 (*country*) ⇒ **nchini** (*in the country*)

**CLASS 18 ngeli ya kumi na nane**

Nouns in class 18 refer to places that are inside or very close to another object; they can be either singular or plural depending on context. Almost any noun can be made into a class 18 noun by adding the locative suffix **-ni**.

**mfuko** 3 (*bag*) ⇒ **mfukoni** 18 (*in the bag*)  
**kichwa** 7 (*head*) ⇒ **kichwani** 18 (*on the head*)

As you can see, nouns of class 16, 17 and 18 look the same. The differences between them can be understood by looking for other clues in the sentence.

**TAKE NOTE**

Like English, Swahili has collective nouns, known as **nomino wingi**. Here are a few examples.

**familia** (*family or families*; class 9/10)  
**kundi** (*group*; class 5)  
**kamati** (*committee(s)*; class 9/10)

However, in Swahili the number of these words can be treated in one of two ways.



1. A collective noun may be treated as a singular noun of whatever noun class it belongs.

**Familia**            **inaenda**            **dukani.**  
*the family*            *it is going*            *to the store*  
 (*The family is going to the store.*)

**Kundi**            **linatoa**            **uamuzi**            **wake.**  
*the group*            *it is*            *decision*            *its*  
                                  *announcing*  
 (*The group is announcing its decision.*)

2. Or a collective noun may be treated as a group of its members.

**Familia**            **wanaenda**            **pwani.**  
*family*            *they are going*            *to the coast*  
 (*The family is going to the coast.*)

In this example the phrase *the people of* is understood but not stated.

**(Watu wa)**            **familia**            **wanaenda**            **pwani.**  
*(the people of)*            *the family*            *they are going*            *to the coast*  
 (*The family is going to the coast.*)

Note that these sentences mean the same thing regardless of how the collective noun is used.

As you learn a new noun, you should always learn its class in both the singular and plural, because its class will affect the spelling and pronunciation of words related to it.

Textbooks and dictionaries usually list words only in the singular. Sometimes they indicate the class of a noun with numbers that indicate both its singular and plural.

**mtu** 1/2

**kifo** 7/8

**ukuta** 11/10

Other times they indicate the class of the noun by providing the plural or the plural nominal prefix.

<b>mtu</b> (watu)	or	<b>mtu</b> (wa-)
<b>kifo</b> (vifo)	or	<b>kifo</b> (vi-)
<b>ukuta</b> (kuta)		

---

### REVIEW

A. Read out loud the English and Swahili words below. Indicate whether the word is singular (S) or plural (P).

- |                                       |   |   |
|---------------------------------------|---|---|
| 1. desks                              | S | P |
| 2. <b>msichana</b> ( <i>girl</i> )    | S | P |
| 3. <b>mitihani</b> ( <i>tests</i> )   | S | P |
| 4. <b>mabega</b> ( <i>shoulders</i> ) | S | P |
| 5. <b>paka</b> ( <i>cats</i> )        | S | P |
| 6. family                             | S | P |
| 7. <b>ukubwa</b> ( <i>size</i> )      | S | P |
| 8. <b>kitabu</b> ( <i>book</i> )      | S | P |

B. Identify the class of each of these nouns. If there is more than one possible answer, write all of the possible answers.

- |   |       |
|---|-------|
| a) <b>kilabu</b> ( <i>club</i> )              | _____ |
| b) <b>walimu</b> ( <i>teachers</i> )          | _____ |
| c) <b>dirishani</b> ( <i>in the window</i> )  | _____ |
| d) <b>ndizi</b> ( <i>bananas</i> )            | _____ |
| e) <b>jicho</b> ( <i>eye</i> )                | _____ |
| f) <b>uso</b> ( <i>face</i> )                 | _____ |
| g) <b>miji</b> ( <i>cities</i> )              | _____ |
| h) <b>sahani</b> ( <i>dish</i> )              | _____ |
| i) <b>maji</b> ( <i>water</i> )               | _____ |
| j) <b>mwana</b> ( <i>son</i> )                | _____ |
| k) <b>maktabani</b> ( <i>at the library</i> ) | _____ |
| l) <b>udogo</b> ( <i>smallness</i> )          | _____ |



**Present Infinitive**

to be  
to borrow  
to say

**Perfect Infinitive**

to have been  
to have borrowed  
to have said

The infinitive is generally used with another conjugated verb. You will learn more about conjugated verbs in Chapters 21-44.

To lose one's way is to learn one's way.<sup>2</sup>

|                    |                    |

infinitive        conjugated    infinitive

verb

He loves to learn about other cultures.

|                    |

conjugated    infinitive

verb

**Gerunds**

The **gerund**, or verbal noun, is formed from the dictionary form of the verb + *-ing*.

buying  
praying  
sleeping

It can operate in a sentence in almost any way that a noun can: as a subject, object of a verb, or object of a preposition.

---

<sup>2</sup> A loose translation of the Swahili proverb **Kupotea njia ndiko kujua njia**. The message is that one shouldn't be afraid to try new things or to fail; both are opportunities to learn.

*Running* is exhilarating.

|  
noun from the verb *to run*  
subject of the sentence

Juma loves *running*.

|  
noun from the verb *to run*  
direct object of the verb *to love*

The sport of *running* is competitive.

|  
noun from the verb *to run*  
object of the preposition *of*

Since the English *-ing* form of the verb can be part of a verb phrase, a verbal adjective (**gerundive** or **present participle**; see Chapter 42), or a verbal noun (**gerund**), it is important to distinguish among these three uses in order to choose the correct Swahili equivalent.

Mwanaarusi is visiting friends.

|  
verb phrase  
present tense

She is a *loving* mother.

|  
verbal adjective (gerundive)  
present participle

*Seeing* is difficult in this fog.

|  
verbal noun (gerund)

## KWA KISWAHILI

Infinitives and gerunds are the same thing; to avoid confusion, in this book both are referred to as **verbal nouns**. In Swahili they are both called **vitenzijina**. The singular, *infinitive* or *gerund*, is **kitenzijina**. In addition to being verbs, they are also nouns of class 15 (see Chapter 3, Noun Class).

Verbal nouns are composed of one word with the prefix **ku-** + the verb stem.

**kucheza** (*to play; playing*)

**kutembea** (*to walk; walking*)

**kusema** (*to speak; speaking*)

There is only one kind of infinitive, the present infinitive or **kitenzijina cha wakati uliopo**. The main uses of the infinitive/gerund are to complement the meaning of the conjugated verb and to function as a noun.

**Amina anapenda kucheza karata.**

conjugated	infinitive/gerund
verb	

(Amina loves *to play* cards; or Amina loves *playing* cards.)

**Kuona kifarū kunavutia.**

infinitive/gerund

(*To see* a rhino is interesting; or *Seeing* a rhino is interesting.)

A verbal noun can function in any way that a noun can function.

***Kuuliza* si ujinga.**<sup>3</sup>

|

Subject

(*Asking* is not stupid; or *To ask* is not stupid.)

**Sisomi *kuandika* kwake.**

|

direct object

(I don't read his *writing*.)

### TAKE NOTE

It is important to distinguish between English *-ing* forms. For reference, there is a chart on the next page summarizing the various English *-ing* forms and their Swahili equivalents.

---

<sup>3</sup> A Swahili proverb, which would be literally translated as "Asking is not stupidity."



<i>ENGLISH</i> -ing	<i>SWAHILI</i> EQUIVALENT
Verb phrase	Conjugated verb
auxiliary + present	various tenses
ex: <i>is reading</i>	present ( <b>anasoma</b> )
<i>was reading</i>	past progressive ( <b>alikuwa akisoma</b> )
<i>will be reading</i>	future progressive ( <b>atakuwa akisoma</b> )
Adjective	
present participle	Relative or Possessive relative + verbal noun
ex: <i>loving mother</i>	( <b>mama anayependa</b> )
<i>Thinking about his vacation, he did not work hard in school.</i>	Tenseless participle (Chapter 42) ( <b>Akifikiri kuhusu likizo yake, hakufanya kazi kwa bidii shuleni.</b> )
Gerund	Verbal Noun
subject of sentence	verbal noun
ex: <i>Seeing is believing.</i>	( <b>Kuona ni kuamini.</b> )
direct object of sentence	verbal noun
ex: <i>I don't read his writing.</i>	( <b>Sisomi kuandika kwake.</b> )
other functions	verbal noun
ex: <i>of or by walking</i>	-a or kwa + verbal noun ( <b>kwa kutembea</b> )



## CHAPTER 5 NEGATIVE VERBAL NOUNS

To negate a verb is to make it negative. An **affirmative** verb is one that is not negated.

I am a student.  
He wanted to be a teacher.  
They will travel on the weekend.

A **negative** verb is one that is negated.

I am *not* a student.  
He did *not* want to be a teacher.  
They will *not* travel on the weekend.

Like all verbs, a verbal noun (that is, an infinitive or a gerund) can be negated.

I would prefer *not to swim*.  
*Not asking* would be foolish.

### IN ENGLISH

Adding the word *not* before the infinitive or gerund negates a verbal noun.

to bite ⇒ *not* to bite  
biting ⇒ *not* biting

**KWA KISWAHILI**

Inserting the morpheme<sup>4</sup> **-to-** or **-toku-** in between the subject marker *-ku-* and the dictionary form of the verb negates a verbal noun.

**kupeleka** ⇒ **kutopeleka** or **kutokupeleka**

*sending, to send* ⇒ *not sending, not to send*

**kufanya** ⇒ **kutofanya** or **kutokufanya**

*doing, to do* ⇒ *not doing, not to do*

**REVIEW**

A. Rewrite the infinitive or gerund in each sentence, putting it in the negative.

1. Do you want to walk?

2. Travelling by train is risky.

4. While walking, he fell.

<sup>4</sup> A *morpheme* is the “smallest linguistic unit which has a meaning or grammatical function.” See “Morphology: The Minimal Units of Meaning: Morphemes,” *Language Files*, 5<sup>th</sup> edition, Monica Crabtree & Joyce Powers, compilers (Columbus: Ohio State U. P., 1991): 127.

B. Rewrite the verbal noun in each sentence, putting it in the negative.

1. **Kucheka ni kuzuri.**

*Laughing is good.*

---

2. **Kamati wanataka kukutana.**

*The committee wants to meet.*

---

3. **Nilikumbuka kutia chumvi.**

*I remembered to add salt.*

---

# PRONOUNS

## Chapter 6

### INTRODUCTION TO PRONOUNS

A **pronoun** is a word used in place of one or more nouns. It may stand for a person, place, thing or idea.

For example, instead of repeating the proper noun *Abunawas* in the following sentences, it is preferable to use a pronoun in the second sentence.

*Abunawas* went to the market. *Abunawas* decided to buy a donkey.

pronoun

|

*Abunawas* went to the market. *He* decided to buy a donkey.

A pronoun can only be used to refer to someone or something that has already been mentioned or is understood. The word that the pronoun replaces or refers to is called the **antecedent** of the pronoun. In the example above, the pronoun *he* refers to the proper noun *Abunawas*. *Abunawas*, therefore, is the antecedent of the pronoun *he*.

### IN ENGLISH

There are different types of pronouns. They are described in the following chapters. Listed below are the most important categories and the chapters in which they are discussed in detail.

**Personal pronouns** (Chapter 7) change in form in the different persons and according to the function they have in the sentence.

- as subject (see Chapter 19); for example:  
*I* love; *they* walk; *he* bathes; *she* listens.
- as direct object (see Chapter 35); for example:  
Adija buys *it*.  
The boy knows *her*.  
The girl hit *him*.
- as indirect object (see Chapter 36); for example:  
The teacher bought *her* a gift.  
The priest offered *me* advice.  
The farmer sold *us* a cow.
- as object of a preposition (see Chapter 48); for example:  
Go with *them*.  
These are for *you*.  
Sit next to *him*.

**Reflexive pronouns** (Chapter 8) refer back to the subject of the sentence (see chapter 19).

He helped *himself*.  
They relied on *themselves*.  
She talks to *herself*.

**Interrogative pronouns** (Chapter 9) are used in questions at the beginning of the question sentence. They are the first words, unless they are the objects of a preposition (see Chapter 48).

*Who* is driving the bus?  
*What* are you doing?  
*Whom* will you interview?  
*To whom* are you speaking?



**Demonstrative pronouns** (Chapter 10) are used to point out people or things.

*These* are sweet. *Those* are sour.  
*This* is our house. *That* is hers.

**Possessive pronouns** (Chapter 11) are used to show possession.

Whose dog is this? It is *hers*.  
*Mine* is the brown dog over there.

**Relative pronouns** (Chapter 12) are used to introduce relative subordinate clauses (see Chapter 49, Sentences, Phrases and Clauses). For example:

The car, *which* he bought, is fast.  
The food, *which* they are cooking, smells delicious.

**Indefinite pronouns** (Chapter 13) indicate certain people or things that are not specified or not clearly seen. For example:

*Someone* is coming for dinner.  
I gave him *something* for his trouble.

### **KWA KISWAHILI**

These various types of pronouns (with the exception of the reflexive pronouns) also exist in Swahili. They are different from English pronouns, however, because Swahili pronouns always reflect the class of the nouns to which they refer. The next seven chapters will illustrate how the different Swahili pronouns function.

## Chapter 7 PERSONAL PRONOUNS

A **personal pronoun** is a word taking the place of a noun that refers to a person or thing.

*I* am listening to music.  
*We* are leaving tomorrow.  
His parents love *him* very much.  
They watched the movie and enjoyed *it*.

### IN ENGLISH

Personal pronouns have distinct forms that show their function in a sentence. Personal pronouns can function as subjects or objects.

#### Personal Pronouns as Subjects

A different pronoun is used depending on the person referred to (*I* as opposed to *you*) and some pronouns (such as *she* and *they*) indicate whether one person or more than one person is involved in the action of the verb. For example:

*He* sat, and *they* stood.

- Who sat? *He* did. *He* is the singular subject of the verb *sat*.
- Who stood? *They* did. *They* is the plural subject of the verb *stood*.

Here is a list of the pronouns used as subjects:

	<u>SINGULAR</u>	<u>PLURAL</u>
1 <sup>st</sup> person	I	we
2 <sup>nd</sup> person	you	you
3 <sup>rd</sup> person	he/she/it	they

### Personal Pronouns as Objects

A different pronoun is used depending on the person referred to (*me* as opposed to *you*) and some pronouns (such as *her* and *them*) indicate whether one person or more than one person is acted upon.

The policeman arrested *her* and *me*.

- The policeman arrested whom? *Her* and *me*. *Her* and *me* are the direct objects of *arrested*.

The doctor spoke to *them* frankly.

- The doctor spoke to whom? *To them*. *Them* is the direct object of *spoke to*.

The students are sitting behind *you* and *him*.

- The students are sitting behind whom? *You* and *him*. *You* and *him* are objects of the preposition *behind*.

Most pronouns that function as objects in a sentence are different from the ones that function as subjects. Compare the subjects and objects in English for the personal pronouns:

<u>SUBJECT</u>	<u>OBJECT</u>
I	me
you	you
he/she/it	him/her/it
we	us
you	you
they	them

Only *you* and *it* have the same form as subjects and objects.

**KWA KISWAHILI**

Personal pronouns, which are called **viwakilishi nomino vya watu**, are the same whether used as subjects or objects.

Yeye alinipiga. *He hit me.*  
 Nilimpiga yeye. *I hit him.*

However, Swahili personal pronouns do have different forms depending on the person referred to and whether they are singular or plural.

Here is a list of the personal pronouns used as subjects and objects:

	<u>SINGULAR</u>	<u>PLURAL</u>
1 <sup>st</sup> person	<b>mimi</b> <i>I, me</i>	<b>sisi</b> <i>we, us</i>
2 <sup>nd</sup> person	<b>wewe</b> <i>you</i>	<b>ninyi</b> (or <b>nyinyi</b> ) <i>you</i>
3 <sup>rd</sup> person	<b>yeye</b> <i>he, him,</i> <i>she, her</i>	<b>wao</b> <i>they, them</i>

The words *it*, *they*, and *them* are not expressed by personal pronouns in Swahili when they do not refer to people. Instead, demonstrative pronouns are used. Demonstrative pronouns are explained in Chapter 10.

**TAKE NOTE**

In English there is no difference between *you* in the singular and *you* in the plural. For example, if there were many people present and someone asked aloud, "Are *you* coming with me?" *you* could stand for one person or for many.

In Swahili there is a difference between *you* in the singular and *you* in the plural.

<b><u>Wewe</u> uende dukani.</b>	<i>You</i> (singular) should go to the store.
<b><u>Ninyi</u> mwende dukani.</b>	<i>You</i> (plural) should go to the store.

---

### REVIEW

Write the Swahili personal pronoun you would use to replace the underlined words in each sentence.

1. We are getting ready for our journey. \_\_\_\_\_
2. Would you (pl.) mind helping us? \_\_\_\_\_
3. Go to the neighbors and ask them for some bags.  
\_\_\_\_\_
4. They won't mind loaning us some rope, too.  
\_\_\_\_\_
5. If they aren't there, ask the man who lives next door. He  
is very nice and I know him well.  
\_\_\_\_\_

## Chapter 8 REFLEXIVE PRONOUNS

A **reflexive pronoun** is a pronoun that is used either as the object of a verb or as the object of a preposition. It is called reflexive because it *reflects* back to the subject.

Tiriza likes to look at *herself* in the mirror.  
|  
reflexive pronoun

### IN ENGLISH

Reflexive pronouns end with *-self* in the singular and *-selves* in the plural.

1 <sup>st</sup> person	myself	ourselves
2 <sup>nd</sup> person	yourself	yourselves
3 <sup>rd</sup> person	himself	themselves
	herself	
	itself	

Reflexive pronouns can have a variety of functions: direct and indirect objects, and objects of a preposition.

- He hurt *himself* while exercising.  
*He* is the subject of *hurt*; *himself* is the direct object.

- They bought *themselves* a new sofa.  
*They* is the subject of *bought*; *themselves* is indirect object.
- She is always talking about *herself*.  
*She* is the subject of *talking*; *herself* is the object of the preposition *about*.

### KWA KISWAHILI

There is no pronoun that serves the same function as the English reflexive pronoun. However, Swahili can express the reflexive meaning by using the object marker **-ji-**, **shamirisho ya kujirejea**, *the reflexive object marker*.

**Nilijilipia** ada za shule. *I paid the school fees for myself.*

**Ulijisaidia**. *You helped yourself.*

**Alijiangalia**. *He looked at himself.*

**Tutajinunulia gari**. *We will buy ourselves a car.*

**Mnajificha**. *You all are hiding yourselves.*

**Wanajipikia**. *They cook for themselves.*

## REVIEW

Translate the following sentences, using the Swahili verbs given. If you are unsure about which subject markers to use, you will need to review Chapter 20, *Subject Prefixes*.

1. He loves himself.  
(**kupenda** *to love*)
- 

2. Do you understand yourself?  
(**kufahamu** *to understand*)
- 

3. She trusted herself.  
(**kuamini** *to trust*)
- 

4. They rely on themselves.  
(**kutegemea** *to rely*)
- 

5. Can you all read to yourselves?  
(**kusomea** *to read to*)
-



## Chapter 9

### INTERROGATIVE PRONOUNS

An **interrogative pronoun** is a pronoun that introduces a question. *Interrogative* comes from the verb *to interrogate*, which means *to question*. Here are some examples of interrogative pronouns used in questions.

*Who* is going to the cinema?  
|  
replaces a person

*What* did you eat yesterday?  
|  
replaces a thing

In both Swahili and English, a different interrogative pronoun is used depending on whether it refers to a person or a thing. The form of the interrogative pronoun also sometimes changes according to the function the pronoun performs in the sentence. For example, the interrogative pronoun could function as the subject, direct object, indirect object or object of the preposition.

#### IN ENGLISH

Different interrogative pronouns are used for asking about people or things.

*Who* wants dessert?  
*What* is your name?

#### Asking about People

The interrogative pronoun to ask about people has three different forms depending on its function in the sentence.

1. *Who* is used for the subject of the sentence.

*Who* wrote *Rosa Mistika*?  
 |                    |  
 subject            direct object

2. *Whom* is the form used for the direct or indirect object of the sentence, or with the object of a preposition.

*Whom* do you love?  
 |            |  
 direct object    subject

To *whom* did you give the book?  
 |  
 indirect object

With *whom* did you go?  
 |  
 object of a preposition

3. *Whose* is the possessive form and is used to ask about possession or ownership.

Look at that beautiful garden. *Whose* is it?

*Whose* can refer to one or more persons.

*Whose* are these books?

- They are the student's. (singular answer)
- They are the students'. (plural answer)

### Asking about Things

*What* is used to ask about things. It does not change forms.

*What* is for dinner?

|  
subject

*What* are you learning this week?

|  
direct object

*What* did you give to her?

|  
indirect object

With *what* did you write?

|  
object of a preposition

*What* is considered singular when followed by a singular verb. The answer can be singular or plural.

What *is* for dinner?

|  
singular verb

Meatloaf *is* for dinner.

(singular answer)

Rice and beans *are* for dinner.

(plural answer)

### KWA KISWAHILI

As in English, different interrogative pronouns are used for asking about people or things.

**Nani anasikiliza redio?**

*Who is listening to the radio?*

**Nini kilitokea? (Kitu gani kilitokea?)**

*What happened? (What thing happened?)*

### Asking about People

The interrogative pronoun to ask about people has two different forms depending on whether it is singular or plural. Both forms can be used as subject, direct object, indirect object or object of a preposition. Generally they precede the verb if functioning as a subject and follow the verb if functioning as an object.

**Nani** is used when a singular answer is expected.

1. It can be used as a subject of a question. For example:

**Nani atakuja kesho?** *Who will come tomorrow?*  
**Juma atakuja kesho.** *Juma will come tomorrow.*  
 (singular answer)

2. It can be used as a direct object. For example:

**Ulimwona nani?** *Whom did you see?*  
**Nilimwona Salma.** *I saw Salma.* (singular answer)

3. It can be used as an indirect object. For example:

**Alimpa nani barua?** *To whom did she give a letter?*  
**Alinipa mimi.** *She gave a letter to me.* (singular answer)

4. It can be used as an object of a preposition. For example:

**Utasafiri na nani?** *With whom will you travel?*  
**Nitasafiri na Sudi.** *I will travel with Sudi.*  
 (singular answer)

Note that **nani** always take class 1 noun agreements, i.e. the **a-** subject marker and the **-mw-** object marker.

**Akina nani** is used when a plural answer is expected.

1. It can be used as a subject of a question. For example:

**Akina nani watakuja kesho?**

*Who will come tomorrow?*

**Ali na babake watakuja kesho.**

*Ali and his father will come tomorrow. (plural answer)*

2. It can be used as a direct object. For example:

**Tutawatembelea akina nani?**

*Whom will we visit?*

**Tutawatembelea wanafunzi.**

*We will visit the students. (plural answer)*

3. It can be used as an indirect object. For example:

**Waliwapa akina nani zawadi?**

*To whom did they give gifts?*

**Waliwapa watoto zawadi.**

*They gave gifts to the children. (plural answer)*

4. It can be used as an object of a preposition. For example:

**Mtawapikia akina nani?**

*For whom will you all cook?*

**Tutawapikia rafiki zetu.**

*We will cook for our friends. (plural answer)*

Note that **akina nani** always takes class 2 noun agreements, i.e. the **wa-** subject marker and the **-wa-** object marker.

Both **nani** and **akina nani** can be used as possessive forms by combining them with the preposition **-a** (*of*).

**Kitabu hiki ni cha nani?**

*Whose book is this?*

**Nyumba hizi ni za akina nani?**

*Whose houses are these?*

Note that the preposition **-a** must always agree with the class of the noun to which it refers. It takes the same set of class prefixes as possessive adjectives (see Chapter 16).

### Asking about Things

**Nini** is used to ask about things. It is the same for the singular or the plural, and can function as the subject, direct object, indirect object or object of a preposition. Generally it precedes the verb if functioning as a subject and follows the verb if functioning as an object.

**(Kitu gani kinakusumbua?)**

*(What thing is bothering you?)*

**Nini kinakusumbua?** *What is bothering you?*

|  
subject

**Unataka nini?** *What do you want?*

|  
direct object

Alikupa nini? *What did she give to you?*

|  
indirect object

Mtaenda na nini? *With what will you all go?*

|  
object of a preposition

Do not confuse the **interrogative adjectives** with the **interrogative pronouns**. Interrogative adjectives (Chapter 17) always accompany a noun, while pronouns stand alone.

### two types of *whose*

*Whose* bag is this?

- *Whose* is an interrogative adjective modifying the noun *bag*.
- **Mfuko huu ni wa nani?**

I found this bag; *whose* is it?

- *Whose* is an interrogative pronoun modifying the noun *bag*.
- **Nilikuta mfuko huu; ni wa nani?**

In Swahili the interrogative adjective that means *whose* (-a **nani**) takes the same form as the interrogative pronoun *whose* (-a **nani**). It is an adjective if it follows a noun, but a pronoun if it stands alone.

**two types of *what***

*What* book are you reading?

- *What* is an interrogative adjective modifying the noun *book*.
- Unasoma kitabu **gani**?

*What* are you reading?

- *What* is an interrogative pronoun standing in for the word *book*.
- Unasoma **nini**?

If *what* precedes a noun, it is an interrogative adjective. If it stands alone, it is an interrogative pronoun.

In Swahili, **gani** follows the noun it modifies, while **nini** stands alone. Thus **gani** is an interrogative adjective, while **nini** is an interrogative pronoun.



## REVIEW

Underline the interrogative adjectives and interrogative pronouns in the sentences below. Circle whether each word that you underline is an interrogative adjective (A) or an interrogative pronoun (P) and — if applicable — a subject (S) or object (O). You should be able to do this even if you don't understand all the words in the Swahili sentences.

1. *What do you want to do in Zanzibar?*  
A P S O
2. *What towns will you visit?*  
A P S O
3. *With whom will you travel?*  
A P S O
4. *Whose suitcase is this?*  
A P S O
5. *Whom will you stay with?*  
A P S O
6. **Nani anaenda nawe?**  
A P S O
7. **Mtanunua zawadi gani?**  
A P S O
8. **Wewe ni mtalii wa aina gani?**  
A P S O

9. **Akina nani wanakulipia safari yako?**

A P S O

10. **Utafanya nini baada ya safari yako?**

A P S O

## Chapter 10

### DEMONSTRATIVE PRONOUNS

A **demonstrative pronoun** replaces a noun that has been mentioned previously or is understood. It is called demonstrative because it points out a person or thing. The word *demonstrative* comes from the verb *to demonstrate*, which means *to show*.

#### IN ENGLISH

The demonstrative pronouns are *this (one)* and *that (one)* in the singular and *these* and *those* in the plural.

The distinction between *this* and *that* can be used to contrast one object or person from another, or to refer to things that are not the same distance away. The speaker uses *this* or *these* for the closer objects and *that* or *those* for the ones farther away.

We have two sons. *This (one)* is Hud; *that (one)* is Assim.  
*These* are our fields. *Those* are the neighbor's.

#### KWA KISWAHILI

Demonstrative pronouns are called **vionyeshi** in Swahili. The singular, *demonstrative pronoun*, is called **kionyeshi**. Here are some examples of demonstrative pronouns used in sentences:

**Nina zawadi mbili kwa familia yako. Hii ni kwa wazee na ile ni kwa watoto.**

*I have two gifts for your family. This is for the elders and that is for the children.*

**Hawa ni watoto wangu. Wale ni wa dada yangu.**

*These are my children. Those are my sister's.*

There are three types of Swahili demonstrative pronouns. The one used depends on the distance between the speaker or hearer and the object or person pointed out, as well as on whether this is the first time the object or person is being mentioned or a reference to someone or something that has already been mentioned. All demonstrative adjectives must agree with the noun they refer to, using a system of class agreements.

Demonstrative pronouns use the same three sets of forms as demonstrative adjectives, which are explained in Chapter 18. For this reason, they are sometimes referred to simply as **demonstratives**. In Swahili, both are called *vionyeshi*. The difference is that demonstrative adjectives always follow the noun they modify, while pronouns stand in for the nouns they refer to.

1. The first type of demonstrative adjective is equivalent to the English demonstratives *this* or *these*. It is used exactly as *this* and *these* are used in English.

CLASS	DEMONSTRATIVE PRONOUN	ENGLISH TRANSLATION
1	<b>huyu</b>	<i>this (person)</i>
2	<b>hawa</b>	<i>these (people)</i>
3	<b>huu</b>	<i>this (thing)</i>
4	<b>hii</b>	<i>these (things)</i>
5	<b>hili</b>	<i>this (thing)</i>
6	<b>haya</b>	<i>these (things)</i>
7	<b>hiki</b>	<i>this (thing)</i>
8	<b>hivi</b>	<i>these (things)</i>
9	<b>hii</b>	<i>this (thing)</i>
10	<b>hizi</b>	<i>these (things)</i>
11	<b>huu</b>	<i>this (thing)</i>
14	<b>huu</b>	<i>this (thing)</i>
15	<b>huku</b>	<i>this (action)</i>
16	<b>hapa</b>	<i>this (specific place)</i>
17	<b>huku</b>	<i>this (general place)</i>
18	<b>humu</b>	<i>this (inside place)</i>

While you should try to memorize the demonstrative for each class, you will learn them much faster if you understand how they are formed by studying patterns in the chart above.

All of the demonstratives that mean *this* or *these* begin with the letter *h* and end with the same syllable used as a subject prefix in verbs (see Chapter 20, Subject Prefixes). The one exception is in class 1, where the syllable *yu-* is used rather than the subject prefix *a-*. The sound in between the *h* and the subject prefix is always the same as the final vowel.

Here are a few examples of how this demonstrative is formed in different classes. Try to see the pattern for the other classes.

class 1	$b- + -u- + -yu = \mathbf{huyu}$
class 5	$b- + -i- + -li = \mathbf{hili}$
class 14	$b- + -u- + -u = \mathbf{huu}$
class 16	$b- + -a- + -pa = \mathbf{hapa}$

2. The second type of demonstrative is equivalent to the English demonstratives *that* or *those*, and is used to refer to people or things that are distant from the speaker and hearer.

CLASS	DEMONSTRATIVE PRONOUN	ENGLISH TRANSLATION
1	<b>yule</b>	<i>that (person) over there</i>
2	<b>wale</b>	<i>those (people) over there</i>
3	<b>ule</b>	<i>that (thing) over there</i>
4	<b>ile</b>	<i>those (things) over there</i>
5	<b>lile</b>	<i>that (thing) over there</i>
6	<b>yale</b>	<i>those (things) over there</i>
7	<b>kile</b>	<i>that (thing) over there</i>
8	<b>vile</b>	<i>those (things) over there</i>
9	<b>ile</b>	<i>that (thing) over there</i>
10	<b>zile</b>	<i>those (things) over there</i>
11	<b>ule</b>	<i>that (thing) over there</i>
14	<b>ule</b>	<i>that (thing) over there</i>
15	<b>kule</b>	<i>that (thing) over there</i>
16	<b>pale</b>	<i>that (specific place) over there</i>
17	<b>kule</b>	<i>that (general place) over there</i>
18	<b>mle</b>	<i>that (inside place) over there</i>

While you should try to memorize the demonstrative for each class, you will learn them much faster if you understand how they are formed by studying patterns in the chart above.

All of the demonstratives that mean *these* or *those objects or people mentioned earlier* begin with the same subject prefixes used with verbs (see Chapter 20, Subject Prefixes) and end with the syllable **-le**. The one exception is in class 1, where the syllable **yu-** is used rather than the subject prefix **a-**.

Here are a few examples of how this demonstrative is formed in different classes. Try to see the pattern for the other classes.

class 2	<i>wa-</i> + <i>-le</i> = <b>wale</b>
class 4	<i>i-</i> + <i>-le</i> = <b>ile</b>
class 7	<i>ki-</i> + <i>-le</i> = <b>kile</b>
class 18	<i>m-</i> + <i>-le</i> = <b>mle</b>

- The third type of demonstrative is also equivalent to the English demonstrative *that* or *those*, but it is used to refer to a person or thing that has been previously mentioned. This type of demonstrative is also used to refer to people or things closer to the hearer and far from the speaker.

CLASS	DEMONSTRATIVE PRONOUN	ENGLISH TRANSLATION
1	<b>huyo</b>	<i>that (person) mentioned earlier</i>
2	<b>hao</b>	<i>those (people) mentioned earlier</i>
3	<b>huo</b>	<i>that (thing) mentioned earlier</i>
4	<b>hiyo</b>	<i>those (things) mentioned earlier</i>
5	<b>hilo</b>	<i>that (thing) mentioned earlier</i>
6	<b>hayo</b>	<i>those (things) mentioned earlier</i>
7	<b>hicho</b>	<i>that (thing) mentioned earlier</i>
8	<b>hivyo</b>	<i>those (things) mentioned earlier</i>
9	<b>hiyo</b>	<i>that (thing) mentioned earlier</i>
10	<b>hizo</b>	<i>those (things) mentioned earlier</i>
11	<b>huo</b>	<i>that (thing) mentioned earlier</i>
14	<b>huo</b>	<i>that (thing) mentioned earlier</i>
15	<b>huko</b>	<i>that (action) mentioned earlier</i>
16	<b>hapo</b>	<i>that (specific place) mentioned earlier</i>
17	<b>huko</b>	<i>that (general place) mentioned earlier</i>
18	<b>humo</b>	<i>that (inside place) mentioned earlier</i>

While you should try to memorize the demonstrative for each class, you will learn them much faster if you understand how they are formed by studying patterns in the chart above.

All of the demonstratives that mean *these* or *those objects or people mentioned earlier* follow the pattern of the demonstratives that mean *this* or *these*, except that the final vowel changes to **-o**.

Here are a few examples of how this demonstrative is formed in different classes. Try to see the pattern for the other classes.



class 1	<b>huyu</b> ⇒ <b>huyo</b>
class 3	<b>huu</b> ⇒ <b>huo</b>
class 10	<b>hizi</b> ⇒ <b>hizo</b>
class 17	<b>huku</b> ⇒ <b>huko</b>

Note that in classes 4, 7, 8, and 9 the vowel change (from -i to -o) results in a sound change in the preceding consonant(s).

class 4 & 9	<b>hii</b> ⇒ <b>hiyo</b>
class 7	<b>hiki</b> ⇒ <b>hicho</b>
class 8	<b>hivi</b> ⇒ <b>hivyo</b>

---

### REVIEW

Underline the demonstratives in the sentences below. Circle whether each is a demonstrative adjective (A) or pronoun (P).

1. *This is not what I expected.* A P
2. *Those cookies are delicious.* A P
3. *What do you think of these?* A P
4. *I haven't tried those yet.* A P
5. *When did you find time to cook all this food?* A P

- |  |     |
|--|-----|
| 6. <b>Pati hii ni nzuri sana; watu wengi wapo.</b> | A P |
| 7. <b>Huyo ni nani?</b>                            | A P |
| 8. <b>Yule ni kakangu.</b>                         | A P |
| 9. <b>Alileta hiki?</b>                            | A P |
| 10. <b>Sivyo; alileta chakula hicho.</b>           | A P |

## Chapter 11 POSSESSIVE PRONOUNS

A **possessive pronoun** is a word that replaces a noun and that also shows who possesses that noun.

This house is *ours*.

In this example, *ours* is a pronoun that replaces the noun *house* and that shows who possesses that noun.

### IN ENGLISH

Possessive pronouns only agree with the person who possesses, not to the object possessed.

Is this your house? No, it is not *ours*.  
Are these your eggs? No, they are not *ours*.

In these two examples, the same possessive pronoun *ours* is used, although the object possessed is singular (*house*) in the first sentence and plural (*eggs*) in the second.

Here is a list of the English possessive pronouns:

	<u>SINGULAR</u>	<u>PLURAL</u>
1 <sup>st</sup> person	mine	ours
2 <sup>nd</sup> person	yours	yours
3 <sup>rd</sup> person	his/hers/its	theirs

**KWA KISWAHILI**

Possessive pronouns are called **vimilikishi**. The singular, *possessive pronoun*, is **kimilikishi**. Here are some examples of possessive pronouns used in sentences:

**Kitabu hiki ni changu.** *This book is mine.*

**Skati lake ni buluu; langu ni nyekundu.**  
*Her skirt is blue; mine is red.*

While the English possessive pronouns differ from possessive adjectives, Swahili possessive pronouns and adjectives take exactly the same forms. Both, therefore, are called **vimilikishi**. Here are the forms of the possessive pronouns (and adjectives):

CLASS	POSSESSIVE PREFIX	SWAHILI EXAMPLE	ENGLISH TRANSLATION
1	w-	wangu	<i>mine</i>
2	w-	wangu	<i>mine</i>
3	w-	wangu	<i>mine</i>
4	y-	yangu	<i>mine</i>
5	l-	langu	<i>mine</i>
6	y-	yangu	<i>mine</i>
7	ch-	changu	<i>mine</i>
8	vy-	vyangu	<i>mine</i>
9	y-	yangu	<i>mine</i>
10	z-	zangu	<i>mine</i>
11	w-	wangu	<i>mine</i>
14	w-	wangu	<i>mine</i>
15	kw-	kwangu	<i>mine</i>
16	p-	pangu	<i>at my place</i>
17	kw-	kwangu	<i>at my place</i>
18	mw-	mwangu	<i>inside my place</i>

The other possessive adjective roots use the same possessive prefixes listed here to form possessive adjectives.

The same prefixes are used to express the possessive preposition *of*, with the root *-a* followed by the possessor.

CLASS	SWAHILI EXAMPLE	ENGLISH TRANSLATION
1	<b>wa Juma</b>	<i>Juma's</i>
2	<b>wa Juma</b>	<i>Juma's</i>
3	<b>wa Zakia</b>	<i>Zakia's</i>
4	<b>ya Zakia</b>	<i>Zakia's</i>
5	<b>la mwalimu</b>	<i>the teacher's</i>
6	<b>ya walimu</b>	<i>the teachers'</i>
7	<b>cha daktari</b>	<i>the doctor's</i>
8	<b>vya daktari</b>	<i>the doctor's</i>
9	<b>ya rais</b>	<i>the president's</i>
10	<b>za rais</b>	<i>the president's</i>
11	<b>wa mbwa</b>	<i>the dog's</i>
14	<b>wa nchi</b>	<i>the country's</i>
15	<b>kwa Musa</b>	<i>Musa's</i>
16	<b>pa Sudi</b>	<i>at Sudi's</i>
17	<b>kwa Sudi</b>	<i>at Sudi's</i>
18	<b>mwa Sudi</b>	<i>in Sudi's</i>

The difference between possessive pronouns and adjectives is that possessive adjectives always follow the nouns they modify, while possessive pronouns stand in for the nouns they refer to; both must agree in class with the nouns to which they refer. For example:

**Kamusi yangu imepotea.** *My dictionary is lost.*

|  
possessive adjective modifying **kamusi**

**Je, una kamusi?** *Do you have a dictionary?*

**Yangu imepotea.** *Mine is lost.*

|  
possessive pronoun, standing in for **kamusi**

### REVIEW

Underline the possessives in the sentences below. Circle whether the possessive is a pronoun (P) or an adjective (A).

- |   |   |   |
|---|---|---|
| 1. <i>How old are your children?</i>              | A | P |
| 2. <i>Five and seven. And yours?</i>              | A | P |
| 3. <i>My son is ten and my daughter is three.</i> | A | P |
| 4. <i>Mine are both girls.</i>                    | A | P |
| 5. <i>What are their favorite activities?</i>     | A | P |
| 6. <b>Wanapenda kucheza na mpira wao.</b>         | A | P |
| 7. <b>Ulinunua wao wapi?</b>                      | A | P |
| 8. <b>Duka lile lile ambapo ulinunua wenu.</b>    | A | P |
| 9. <b>Duka lake Ali?</b>                          | A | P |
| 10. <b>Sivyo; lake Musa.</b>                      | A | P |

## Chapter 12

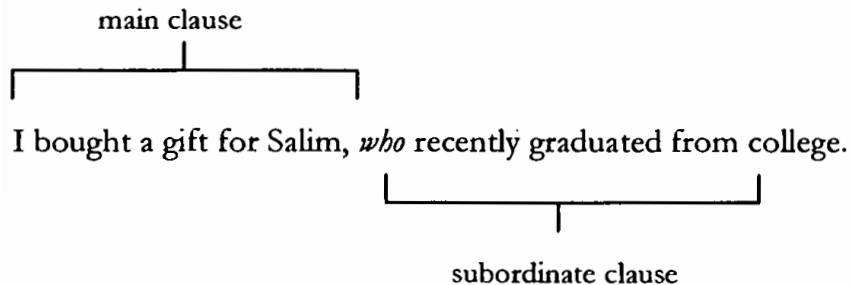
### RELATIVE PRONOUNS/CONSTRUCTIONS

A **relative pronoun** is a word that can serve two purposes:

1. As a pronoun, it stands for a noun or another pronoun previously mentioned, the **antecedent**.

The food (*that*) you want is not available.

2. It introduces a **subordinate clause**, a group of words having a subject and verb separate from the subject and verb of the main clause. A main clause can stand alone as a complete sentence, but a subordinate clause cannot. See Chapter 49 (Sentences, Phrases and Clauses).



The subordinate clause in this example is also called a relative clause because it starts with a relative pronoun (*who*). The relative clause gives us additional information about the antecedent (*Salim*).

## IN ENGLISH

The most frequently used relative pronouns are *who*, *that*, *which* and *what*. Different relative pronouns are used according to whether they refer to a person or to a thing.

### Referring to a Person

The relative pronoun *who* is used when the antecedent is a person.

*Who* can be used with both restrictive and non-restrictive clauses. A **restrictive clause** is one that is essential to the meaning of the sentence. A **non-restrictive clause** is one that functions as a parenthetical comment and is usually set off by commas; it is not essential to the meaning of the sentence.

Did you see the man who was just here?

restrictive clause

Adija, (who is) a friend of ours, is coming to visit.

non-restrictive clause

*Who* is the only relative pronoun that changes its form depending on its function in the relative clause. *Who* has five forms used in three different functions: *who*, *whoever*, *whom*, *whomever*, and *whose*.



- *Who* and *whoever* are the forms used as the subjects of the relative clause.

She married a man *who* truly loved her.

A. *Who* is the subject of *loved*.

Student loans are available to *whoever* needs them.

B. *Whoever* is the subject of *needs*.

- *Whom* and *whomever* are the forms used as the objects of the relative clause. In these examples it is between parentheses because it is often omitted.

This is the friend about *whom* I was telling you.

A. *Whom* is the object of the preposition *about*.

We can invite *whomever* you would like.

B. *Whomever* is the direct object of the verb *invite*.

- *Whose* is the possessive form.

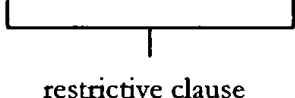
Abunawas is a character *whose* stories are well-known.

### Referring to Things

The relative pronouns *which* or *that* are used when the antecedent is a thing. They do not change forms.

*That* is used only when the relative clause is a restrictive clause. Here it is in parentheses because it is often omitted.

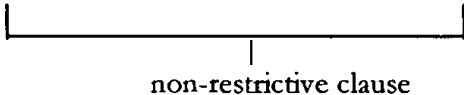
Could you get me the pencil (*that is*) on my desk?



restrictive clause

*Which* is used only when the relative clause is a non-restrictive clause.

Those shoes, *which* Zawadi bought last week, are too small for her.



non-restrictive clause

### **KWA KISWAHILI**

There are three kinds of relative constructions, which are called *virejeshi*. All relative constructions must agree in class with their antecedents. Each of the three relative constructions can be used to translate all of the English relative pronouns.

Here are the forms that mark agreement. In some cases they serve as suffixes; in other cases they serve as infixes.

<u>CLASS</u>	<u>RELATIVE SUFFIX</u>	<u>RELATIVE INFIX</u>
51	-ye	-ye-
2	-o	-o-
3	-o	-o-
4	-yo	-yo-
5	-lo	-lo-
6	-yo	-yo-
7	-cho	-cho-
8	-vyo	-vyo-
9	-yo	-yo-
10	-zo	-zo-
11	-o	-o-
14	-o	-o-
15	-ko	-ko-
16	-po	-po-
17	-ko	-ko-
18	-mo	-mo-

### The *amba-* construction

The only relative construction that is actually a pronoun is *amba-*, which takes a relative suffix. Note that *amba-* can be used with the same meaning as the English forms *who*, *whom*, *whose*, *that* and *which*.

- **Nina rafiki ambaye anakaa huko Uganda.**  
(class 1)  
*I have a friend who lives in Uganda.*
- **Nina rafiki ambaye nitamtembelea mwezi ujao.**  
(class 1)  
*I have a friend whom I will visit next month.*
- **Nina rafiki ambaye jina lake ni Sudi.**  
(class 1)  
*I have a friend whose name is Sudi.*
- **Niliona mti ambao ulianguka.** (class 3)  
*I saw a tree that had fallen down.*

- **Mti ambao ulianguka ni mkubwa.** (class 3)  
*The tree, which fell down, is big.*

### Infixed relative

A second form of the Swahili relative is the **infixed relative** or **kirejeshi-kati**, in which the relative form functions as a verbal infix. The infix occurs in a verb after the tense marker and before the verb root.

nina + ye + enda = **ninayeenda** *I who go*

The infixed relative cannot be used with the perfect tense (Chapter 26) or the -a- tense (Chapter 22). The future tense takes a modified form when used with the infixed relative; the infix **-ka-** occurs after the future tense marker and before the relative infix.

nitaenda *I will go*

**nitakayeenda**

**nita + ka + ye + enda**

*I who will go*

Note that the infixed relative can be used with the same meaning as the English forms *who, whom, that* and *which*.

- **Nina rafiki anayekaa huko Uganda.** (class 1)  
*I have a friend who lives in Uganda.*
- **Nina rafiki nitakayemtembelea mwezi ujao.**  
(class 1)  
*I have a friend whom I will visit next month.*
- **Niliona mti ulioanguka.** (class 3)  
*I saw a tree that had fallen down.*
- **Mti ulioanguka ni mkubwa.** (class 3)  
*The tree, which fell down, is big.*

Compare these four sentences to those given above that contain the *amba*- relative. Note that the sentences express the same meanings.

### Tenseless relative

A third form of the Swahili relative is the **tenseless relative**, or **kirejeshi bila tensi**, in which the relative form functions as a verbal suffix. The verb contains no tense marker and the relative form occurs after the verb root.

li + jengwa + lo = **lijengwalo** *which is built* (class 5)

Because this kind of relative is tenseless, it expresses an activity or state that happens regularly or continuously. Note that the tenseless relative can be used with the same meaning as the English forms *who*, *whom*, *that*.

- **Nina rafiki akaaye huko Uganda.** (class 1)  
*I have a friend who lives in Uganda.*
- **Nina rafiki nimtembeleaye mara kwa mara.**  
(class 1)  
*I have a friend whom I visit often.*
- **Ana magari yaharibikayo kila wiki.** (class 6)  
*He has cars that break every week.*

### TAKE NOTE

The three forms of the Swahili relative can, for the most part, be used interchangeably. However, you should keep a few differences in mind that affect how often each form is used:

1. It takes longer to say **amba** + a verb than it does to say a verb with the relative form infixed or suffixed.
2. If you want to use a past or future tense, the tenseless relative cannot be used.

3. If you want to use the perfect tense or simple present, you must use the **amba-** relative.

When the relative form is used as a direct object, and its antecedent is a person, an object marker must also be used. See Chapter 34, Objects, to review object markers.

### Use of the Relative Construction

The relative pronoun enables you to combine two short simple sentences into one complex sentence.

#### The relative as subject

**A. Shakila ni msichana hodari.**

*Shakila is an intelligent girl.*

**B. Atashinda.**

*She will be successful.*

You can combine sentence A with sentence B by replacing the subject *she* with the relative construction in Swahili or with the pronoun *who* in English.

**Shakila ni msichana hodari ambaye atashinda.**

*Shakila is an intelligent girl who will be successful.*

**Ambaye atashinda** or *who will be successful* is the relative clause. It does not express a complete thought, and it is introduced by a relative pronoun.

**Ambaye** or *who* stands for the noun **msichana** or *girl*. **Msichana** or *girl* is the antecedent of **ambaye** or *who*. Notice that it stands immediately before the relative pronoun, which introduces the clause and gives additional information about the antecedent.

**Ambaye** or *who* serves as the subject of the verb **atahinda** in Swahili or *will be* in the relative clause.

### The relative as object

**A. Shakila ni msichana hodari.**

*Shakila is an intelligent girl.*

**B. Mwalimu anampenda Shakila.**

*The teacher likes Shakila.*

You can combine sentence A and sentence B by replacing the object **Shakila** with the relative pronoun *whom*.

**Shakila, ambaye mwalimu anampenda, ni msichana hodari.**

*Shakila, whom the teacher likes, is an intelligent girl.*

**Ambaye mwalimu anampenda** or *whom the teacher likes* is the relative clause. **Ambaye** or *whom* stands for the proper noun **Shakila**. **Shakila** is the antecedent. Notice again that the antecedent comes immediately before the relative pronoun.

**Ambaye** or *whom* serves as the direct object of the relative clause. (**Mwalimu** or *the teacher* is the subject.)

### The relative as object of a preposition

**A. Shakila ni msichana mwenye hodari.**

*Shakila is an intelligent girl.*

**B. Nilienda shuleni naye.**

*I went to school with her.*

You can combine sentence A and sentence B by replacing the personal pronoun *her* with the relative pronoun *whom*.

**Shakila ni msichana hodari niliyeenda shuleni naye.**

*Shakila is an intelligent girl with whom I went to school.*

*Niliyeenda shuleni naye* or *with whom I went to school* is the relative clause.

The infix *-ye-* or *whom* stands for the noun *msichana* or *girl*. **Msichana** or *girl* is the antecedent. Notice again that the antecedent comes immediately before the relative pronoun.

### TAKE NOTE

In English, relative pronouns are often omitted. It is important that you reinstate them because they must be expressed in Swahili. Restructuring English sentences that contain a dangling preposition will help you to identify relative clauses.



<u>COLLOQUIAL ENGLISH</u>	<u>GRAMMATICALLY CORRECT ENGLISH</u>
Salma is the woman I told you about.	Salma is the woman about whom I told you.

GRAMMATICALLY CORRECT SWAHILI

**Salma ni mwanamke ambaye nilikuzungumzia.**

*(literally: Salma is the woman whom I was discussing about with you.)*

OR

**Salma ni mwanamke ambaye nilikuambia habari zake.**

*(literally: Salma is the woman whom I was telling you about (her news).)*

---

**REVIEW**

Restructure the sentences below to avoid dangling prepositions.

1. Dar es Salaam is the city we are going to.

---

2. Those girls are the ones I was talking to.

---

3. This is the road we should be driving on.

---

4. This umbrella is not the one I came with.

---

## Chapter 13

### INDEFINITE PRONOUNS

An **indefinite pronoun** indicates people or things but does not refer to specific people or things.

*Someone* called while you were gone.

Accidents can happen to *anyone*.

*No one* is here.

*Nothing* is happening this weekend.

#### IN ENGLISH

The indefinite pronouns include *all, any, both, each, either, neither, everyone, everybody, everything, none, one, several, some, someone, somebody, something, few, many, several, most, another, others, anyone, anybody, and anything*.

Note that many of these words can be either pronouns or adjectives, depending on their use in the sentence.

*Both* of you are invited. (pronoun)

*Both* students are invited. (adjective)

When the indefinite pronoun is the subject of a sentence, it usually takes a singular verb and any other pronoun referring to it agrees with it in number and gender. When gender may be either masculine or feminine, both pronouns may be used.

*Each* of us must pay for *him* or *herself*.

Have *any* of the mothers brought *her* children?

Some indefinite pronouns, such as *everyone, everybody, everything, all, and some* can take either a singular or plural verb or pronoun.

*Everyone* wants to visit Zanzibar during his or her vacation. (singular)

*Everyone* will come, but they may not stay. (plural)

When the indefinite pronoun is plural in meaning, such as *both, few, many, most* and *several*, it takes a plural verb and is referred to by a plural pronoun.

*Most* of the workers received *their* paychecks.

### KWA KISWAHILI

The indefinite pronouns include **-ote** (*all*), **-o -ote** (*any*), **-ote -pili** (*both*), **-ingi** (*many*), **-ingine** (*another, others*), **baadhi ya** (*some of*), **-mojawapo** (*one*) and **kadhaa** (*several*), where the hyphen (-) indicates that the pronoun agrees in class with the noun to which it refers.

With the exception of **baadhi ya**, all of these words can be either pronouns or adjectives, depending on their use in the sentence.

Unataka cho chote? *Do you want anything?* (pronoun)

Unataka kitu cho chote? *Do you want anything?* (adjective)

You may note that the number of Swahili indefinite pronouns is much smaller than the number of English pronouns. Many of the concepts that are expressed by indefinite pronouns in English are expressed with other parts of speech in Swahili. Take note of the following (near) equivalents.

<i>each</i> = <b>kila</b>	<b><u>Kila</u> mtu alipenda matokeo.<sup>5</sup></b> <i>Each (person) liked the results. (adjective)</i>
<i>everyone</i> = <b>kila mtu</b> ( <i>each person</i> )	<b><u>Kila</u> mtu anahudhuria shule.</b> <i>Everyone attends school. (noun phrase)</i>
<i>everything</i> = <b>kila kitu</b> ( <i>each thing</i> )	<b><u>Kila</u> kitu kipo.<sup>6</sup></b> <i>Everything is here. (noun phrase)</i>
or <b>vitu vyote</b> ( <i>all things</i> )	<b><u>Vitu</u> vyote vipo.</b> <i>Everything is here. (noun phrase)</i>
or <b>kila jambo</b> ( <i>each thing</i> )	<b><u>Kila</u> jambo lilitokea kwa haraka.</b> <i>Everything happened quickly. (noun phrase)</i>
or <b>mambo yote</b> ( <i>all things</i> )	<b><u>Mambo</u> yote yalitokea kwa haraka.</b> <i>Everything happened quickly. (noun phrase)</i>
<i>either</i> = <b>-o -ote</b> ( <i>any</i> )	<b><u>Jibu</u> lo lote ni sawa.</b> <i>Either answer is correct. (adjective)</i>
or <b>-mojawapo</b> ( <i>one of</i> )	<b><u>Chagua</u> kikapu <u>kimojawapo</u>.</b> <i>Choose either basket. (adjective)</i>
<i>neither</i> = <b>hapana -moja</b> + relative	<b><u>Hapana</u> mmoja aliyeishi hapa.</b> <i>Neither (person) lived here. (clause)</i>
<i>someone</i> = <b>mtu fulani</b> ( <i>a certain person</i> )	<b><u>Mtu</u> fulani alikuja kukuona.</b> <i>Someone came to see you. (noun phrase)</i>

<sup>5</sup> **Kila** is used only with singular nouns, and is one of the few Swahili adjectives that precedes the nouns it modifies.

<sup>6</sup> **Kitu** (plural: **vitu**) is used for a thing that is an object; while **jambo** (plural: **mambo**) is used for a thing that is abstract.

<i>something</i> = <b>kitu fulani</b> (a certain thing)	<b>Alinipa <u>kitu fulani</u>.</b> <i>She gave me something.</i> (noun phrase)
or <b>kitu</b> (thing)	<b>Alinipa kitu.</b> <i>She gave me something.</i> (noun phrase)
or <b>jambo fulani</b> (a certain thing)	<b><u>Jambo fulani</u> lilitokea hapa.</b> <i>Something happened here.</i> (noun phrase)
or <b>jambo</b> (a thing)	<b><u>Jambo</u> lilitokea hapa.</b> <i>Something happened here.</i> (noun phrase)
<i>most</i> = <b>karibu kila</b> (nearly each)	<b><u>Karibu kila</u> mtu alikuja.</b> <i>Most people came.</i> (adjective phrase)
or <b>karibu -ote</b> (nearly all)	<b><u>Karibu watu wote</u> walikuja.</b> <i>Most people came.</i> (adjective phrase)

### REVIEW

Underline the pronouns in each of the sentences below.  
Indicate whether it is indefinite.

1. Is anyone coming to class today?

Indefinite?                      Yes              No

2. No, everyone has left for vacation.

Indefinite?                      Yes              No

3. What about Juma? Has anyone seen him?

Indefinite?                      Yes              No

4. I saw him, but he told me he wasn't feeling well.

Indefinite?                      Yes              No

5. Who else is coming besides you?

Indefinite?                      Yes              No

# ADJECTIVES

## Chapter 14

### INTRODUCTION TO ADJECTIVES

An **adjective**, called **kivumishi** in Swahili, is a word that describes or modifies a noun or pronoun. Be careful not to confuse an adjective with a pronoun. A pronoun replaces a noun, but an adjective must always have a noun or pronoun to describe.

Listed below are the various types of adjectives and the chapters where they are discussed.

In both English and Swahili, adjectives are classified according to the way they describe a noun or pronoun.

A **descriptive adjective** indicates the quality of someone or something. See Chapter 15, *Descriptive Adjectives*.

Tatu is playing with a *red* ball.  
The room is *small*.

A **possessive adjective** shows who possesses someone or something. See Chapter 16, *Possessive Adjectives*.

Sijali is talking to *his* father.  
*Your* sister is beautiful.



An **interrogative adjective** asks a question about someone or something. See Chapter 17, *Interrogative Adjectives*.

*Which* boy wrote her a letter?

*What* time do you want to leave?

A **demonstrative adjective** points out someone or something. See Chapter 18, *Demonstrative Adjectives*.

I want to buy *this* apple.

We visited *that* town last year.

## Chapter 15

### DESCRIPTIVE ADJECTIVES

A **descriptive adjective** is a word that characterizes a noun or pronoun. It indicates the quality of that noun or pronoun. As the name implies, it *describes* the noun or pronoun. For example:

The girl is beautiful.

noun	descriptive adjective
described	

#### IN ENGLISH

A descriptive adjective does not change form, regardless of the noun or pronoun it modifies.

That is an *excellent* book.  
Didn't you think the play was *excellent*?  
I have a *blue* shirt.  
His pants are *blue*.

Descriptive adjectives are divided into two groups depending on how they accompany the noun they modify.

1. An **attributive adjective** usually precedes (comes before) the noun that it modifies.

That is an *excellent* book.  
I have a *blue* shirt.  
He is sitting at the *round* table.

2. A **predicate adjective** follows a linking verb such as *be*, *seem*, *appear*, *look*, *become*, etc.; it refers back to the subject.

The play was *excellent*.  
 His pants are *blue*.  
 You look *sad* today.

### KWA KISWAHILI

Descriptive adjectives are called **vivumishi vya kueleza**. The singular, *adjective*, is called **kivumishi cha kueleza**. Most descriptive adjectives agree in class with the noun or pronoun that they modify; that is, the prefix of the adjective reflects the class of the word described.

Descriptive adjectives generally use the same prefixes that the nouns themselves use. In the dictionary you will find them listed with out a prefix. Here is a chart illustrating adjectival class agreement using the adjective **-refu**, which means *tall* or *long*, as an example.

CLASS	A. PREFIX	SWAHILI EX.	ENGLISH
1	m-	mtu mrefu	<i>a tall person</i>
2	wa-	watu warefu	<i>tall people</i>
3	m-	mti mrefu	<i>a tall tree</i>
4	mi-	miti mirefu	<i>tall trees</i>
5		jina refu	<i>a long name</i>
6	ma-	majina marefu	<i>long names</i>
7	ki-	kisu kirefu	<i>a long knife</i>
8	vi-	visu virefu	<i>long knives</i>
9		pati ndefu	<i>a long party</i>
10		pati ndefu	<i>long parties</i>
11	m-	ulimi mrefu	<i>a long tongue</i>
14	m-	uhuru mrefu	<i>long freedom</i>
15	ku-	kushona kurefu	<i>long sewing</i>
16	pa-	mahali parefu	<i>a long place</i>
17	ku-	mahali kurefu	<i>a long place</i>
18	mu-	mahali murefu	<i>a long place</i>

Your teacher and textbook will explain the exceptions to the general rules embodied in this chart.

Although most adjectives agree with the nouns that they modify using class agreements, there are also a number of adjectives that are invariable, meaning that they never change their form. Here are a few examples.

**safi** *clean*    ⇒    **mtu safi** *clean person*  
                           ⇒    **kisu safi** *clean knife*  
                           ⇒    **mahali safi** *clean place*

**ghali** *expensive*    ⇒    **tunda ghali** *expensive fruit*  
                                   ⇒    **kiti ghali** *expensive chair*  
                                   ⇒    **bei ghali** *expensive price*

When you locate an adjective in the dictionary or glossary, you will know whether or not it is invariable based on whether it is written with a dash before it (such as **-dogo**) or not (such as **bora**). Adjectives written with a dash must always agree with the nouns that they modify, while adjectives written without a dash do not.

As in English, descriptive adjectives in Swahili can be either attributive adjectives or predicate adjectives.

An attributive adjective, called **kivumishi angama** in Swahili, always follows the noun that it modifies.

**Hiki ni kitabu kizuri.** *This is a good book.*

**Nina shati la buluu.** *I have a blue shirt.*

A predicate adjective, called **kivumishi arifu** or **kivumishi cha maelezo** in Swahili, follows a linking verb such as **kuwa** (*to be*), **kuonekana** (*to seem, to appear*), **kua** (*to become*), etc.; it refers back to the subject and therefore must agree with it in class.

**Mchezo ulikuwa mzuri.** *The play/game was good.*

**Suruali yake ni nyekundu.** *His pants are red.*

**Unaonekana mwembemba.** *You look skinny.*

**Anakuwa mrefu.** *He is becoming tall.*

### TAKE NOTE

Nouns that refer to people or animals take descriptive adjectives of class 1 if they are singular and class 2 if they are plural, regardless of the class to which the noun itself belongs.

**daktari** (class 9) ⇒ **daktari mzuri**  
*good doctor*

**mbwa** (class 10) ⇒ **mbwa wakali**  
*vicious dogs*

### REVIEW

In the sentences below, underline the descriptive adjectives. Circle whether the descriptive adjective is an attributive adjective (A) or a predicate adjective (P).

1. Whose child is this young boy?                      A P
2. I prefer short stories over novels.                      A P
3. Adila is smart.    A P
4. The tall man is looking at you.                      A P
5. Their house is beautiful.                              A P

## Chapter 16 POSSESSIVE ADJECTIVES

A **possessive adjective** is a word that describes a noun by showing who possesses the person or thing referred to by the noun. The owner is called the **possessor**, and the noun modified is called the person or thing **possessed**.

Whose book is this? It's *his* book.

- *His* is the possessive adjective.
- *He* (understood) is the possessor.
- *Book* is the possessed.

### IN ENGLISH

There are eight possessive adjectives.

<u>PERSON</u>	<u>SINGULAR</u>	<u>PLURAL</u>
1 <sup>st</sup>	my	our
2 <sup>nd</sup>	your	your
3 <sup>rd</sup>	his, her, its	their

The possessive adjective refers only to the person who possesses, that is, the possessor.

Zeinab loves *her* children.  
|  
possessor

When the 3<sup>rd</sup> person singular (*his, her, its*) and plural (*their*) are used, there may be two possible meanings.

Ustadhi destroyed *his* car in an accident.

- Ustadhi destroyed his own car.
- OR
- Ustadhi destroyed someone else's car.

Usually the context of the sentence will help you understand the correct meaning; however, when there is a possibility of misunderstanding, the word *own* is added after the possessive adjective.

Ustadhi destroyed *his own* car in an accident.

In this case, and whenever *own* can be added after the possessive adjective, the possessive adjective is called **reflexive**; it “reflects back” to the possessor, which is usually the subject of the sentence or clause.

The family moved into their house.  
(referring to their own house)

If the possessive adjective refers to a possessor other than the subject of the sentence or clause, it is called **non-reflexive**.

The family moved into their house.  
(referring to someone else's house)



**KWA KISWAHILI**

A possessive adjective is called **kimilikishi**.<sup>7</sup> The plural, *possessive adjectives*, is **vimilikishi**. The possessive adjective for Swahili are as follows:

PERSON	SINGULAR	PLURAL
1 <sup>st</sup>	<b>-angu</b> ( <i>my</i> )	<b>-etu</b> ( <i>our</i> )
2 <sup>nd</sup>	<b>-ako</b> ( <i>your</i> )	<b>-enu</b> ( <i>your pl.</i> )
3 <sup>rd</sup>	<b>-ake</b> ( <i>his, her, its</i> )	<b>-ao</b> ( <i>their</i> )

Here is a chart illustrating possessive adjectival class agreement using the possessive adjective **-angu**, which means *my*, as an example.

CLASS	POSS. PREFIX	SWAHILI EXAMPLE	ENGLISH TRANSLATION
1	w-	mtoto wangu	<i>my child</i>
2	w-	watoto wangu	<i>my children</i>
3	w-	mti wangu	<i>my tree</i>
4	y-	miti yangu	<i>my trees</i>
5	l-	jina langu	<i>my name</i>
6	-	majina yangu	<i>my names</i>
7	ch-	kiti changu	<i>my chair</i>
8	vy	viti vyangu	<i>my chairs</i>
9	y-	ndizi yangu	<i>my banana</i>
10	z-	ndizi zangu	<i>my bananas</i>
11	w-	ulimi wangu	<i>my tongue</i>
14	w-	uhuru wangu	<i>my freedom</i>
15	kw-	kuandika kwangu	<i>my writing</i>
16	p-	nyumbani pangu	<i>at my house</i>
17	kw-	nyumbani kwangu	<i>at my house</i> <sup>8</sup>
18	mw-	nyumbani mwangu	<i>in my house</i>

<sup>7</sup> Another Swahili term for the possessive adjective is **kivumishi cha mwenyewe** (Broomfield 68).

<sup>8</sup> The difference between "at my house" in Class 16 and Class 17 is that Class 16 is slightly more specific. Class 17 could indicate not only the house but also the space around it.

The other possessive adjective roots use the same possessive prefixes listed here to form possessive adjectives.

The same prefixes are used to express the possessive preposition *of*, with the root *-a* preceded by the noun possessed and followed by the possessor.

CLASS	SWAHILI EX.	ENGLISH TRANSLATION
1	<b>mtoto wa Juma</b>	<i>Juma's child</i>
2	<b>watoto wa Juma</b>	<i>Juma's children</i>
3	<b>mti wa Zakia</b>	<i>Zakia's tree</i>
4	<b>miti ya Zakia</b>	<i>Zakia's trees</i>
5	<b>jina la mwalimu</b>	<i>the teacher's name</i>
6	<b>majina ya walimu</b>	<i>the teachers' names</i>
7	<b>kiti cha daktari</b>	<i>the doctor's chair</i>
8	<b>viti vya daktari</b>	<i>the doctor's chairs</i>
9	<b>ndege ya rais</b>	<i>the president's plane</i>
10	<b>ndege za rais</b>	<i>the president's planes</i>
11	<b>ulimi wa mbwa</b>	<i>the dog's tongue</i>
14	<b>uhuru wa nchi</b>	<i>the country's freedom</i>
15	<b>kuandika kwa Musa</b>	<i>Musa's writing</i>
16	<b>nyumbani pa Sudi</b>	<i>at Sudi's house</i>
17	<b>nyumbani kwa Sudi</b>	<i>at Sudi's house</i>
18	<b>nyumbani mwa Sudi</b>	<i>in Sudi's house</i>

As in English, when the 3<sup>rd</sup> person singular (**-ake**) and plural (**-ao**) are used, there may be two possible meanings.

**Ustadhi aliharibu gari lake.** *Ustadhi destroyed his car.*

- Ustadhi destroyed his own car.
- OR
- Ustadhi destroyed someone else's car.

Usually the context of the sentence will help you understand the correct meaning; however, when there is a possibility of misunderstanding, the word **-enyewe** (*himself, herself, itself*) is added after the possessive adjective. Using the possessive prefixes given in the chart above, the adjective **-enyewe**

agrees in class with the noun that is the possessor. For example:

**Ustadhi aliharibu gari lake mwenyewe.**

*Ustadhi destroyed his own car.*

In this case, and whenever **-enyewe** can be added after the possessive adjective, the possessive adjective is called reflexive (**kimilikishi kinachojirejea** in Swahili); it “reflects back” to the possessor which is usually the subject of the sentence or clause.

**Familia walihamia nyumbani kwao.**

*The family moved into their house.*

(referring to their own house)

If the possessive adjective refers to a possessor other than the subject of the sentence or clause, it is called non-reflexive, or **kimilikishi kisichojirejea** in Swahili.

**Familia walihamia nyumbani kwao.**

*The family moved into their house.*

(referring to someone else's house)

### **Possessive Contractions**

Swahili possessive adjectives can be contracted in a number of ways.

If the noun possessed ends in the vowel -a, it can elide with the four possessive adjectives whose roots begin with the vowel -a (**-angu**, **-ako**, **-ake**, and **-ao**). If this occurs the possessive prefix is dropped. This contraction is most commonly used with nouns that refer to family members (e.g. **mama**, **baba**, **dada**, **kaka**), a number of which end in the vowel -a. Using a contraction does not change the meaning.

mama yangu ⇒ **mamangu** *my mother*  
 mama yake ⇒ **mamake** *his/her mother*  
 mama yao ⇒ **mamao** *their mother*

The third person singular possessive, **-ake**, can be contracted with almost any noun that it modifies. When contracted, it keeps the possessive prefix and its last vowel, -e, but becomes attached as a suffix to the end of the noun modified. This type of contraction is most commonly used to refer to family members and in poetry.

mume wake ⇒ **mumewe** *her husband*  
 titi lake ⇒ **titile** *her breast*  
 bibi yake ⇒ **bibiye** *his/her grandmother*

### TAKE NOTE

1. The possessive adjective is not as commonly used in Swahili as it is in English. For example, in English, people often use the possessive adjective to refer to people whom they employ.

*I saw my doctor today.*  
*Our cleaning lady was ill yesterday.*  
*My seamstress is sewing me a dress.*

In Swahili this is not the case. These three sentences, for example, would not use the possessive adjective.

**Nilimwona daktari leo.**

*I saw a/the doctor today.*

**Msaidizi aliumwa jana.**

*The helper was sick yesterday.*

**Mshonaji ananishonea gauni.**

*The sewer is sewing me a dress.*

When referring to people, possessive adjectives are usually used to refer to family or friends.

**Nahitaji kumwuliza mama yangu.**

*I need to ask my mother.*

**Rafiki yako ni nani?**

*Who is your friend?*

2. Another way that possessive adjectives in Swahili differ from those in English is that Swahili often uses a plural possessive where English uses the singular possessive. For example, *a house* or *a country* in Swahili is almost always possessed by more than one person.

Most speakers would not use the word **kwangu** (*my*) with the word **nyumbani** (*house*).

**Unakaribishwa nyumbani kwetu.**

*You are invited to our house.*

Similarly, most speakers would not use the word **yangu** (*my*) with the word **nchi** (*country*).

**Katika nchi yetu, kuna watu wengi.**

*In our country, there are many people.*

3. All nouns take possessive adjectives of the class to which the noun itself belongs, even if they refer to people or animals (which in other circumstances would be considered class 1 and 2 nouns).

**mama** (class 9) ⇒ **mama yangu** *my mother*

**mbwa** (class 10) ⇒ **mbwa wetu** *our dogs*

### REVIEW

- A. Below are a series of English sentences, followed by a Swahili translation in which the possessive adjective or preposition has been left blank. Fill in the Swahili possessive. In the blanks below each pair of sentences, write your answers in both English and Swahili.

1. We bought our car on Vuga Road.

**Tulinunua motokaa \_\_\_\_\_ katika mtaa wa Vuga.**

Possessor: \_\_\_\_\_

Noun Possessed:

\_\_\_\_\_

2. You all bought your cars on Vuga Road.

**Mlinunua motokaa \_\_\_\_\_ katika mtaa wa Vuga.**

Possessor: \_\_\_\_\_

Noun Possessed:  
\_\_\_\_\_

3. They bought their cars on Vuga Road.

**Walinunua motakaa \_\_\_\_\_ katika mtaa wa Vuga.**

Possessor: \_\_\_\_\_

Noun Possessed:  
\_\_\_\_\_

4. She bought her car on Vuga Road.

**Alinunua motokaa \_\_\_\_\_ katika mtaa wa Vuga.**

Possessor: \_\_\_\_\_

Noun Possessed:  
\_\_\_\_\_

5. I bought my car on Vuga Road.

**Nilinunua motokaa \_\_\_\_\_ katika mtaa wa Vuga.**

Possessor: \_\_\_\_\_

Noun Possessed:  
\_\_\_\_\_

B. For each Swahili phrase listed below, list the possible contractions. If no contraction is possible write "none."

1. **dada yake** *his/her sister*

\_\_\_\_\_

2. **mtoto wao** *their child*

\_\_\_\_\_

3. **baba yangu** *my father*

\_\_\_\_\_

4. **gari lake** *his vehicle*

\_\_\_\_\_

5. **paka wako** *your cat*

\_\_\_\_\_



## Chapter 17

### INTERROGATIVE ADJECTIVES

An **interrogative adjective** is a word that asks a question about a noun. For example:

*Which* course do you want?  
|  
asks information about the noun *course*

#### IN ENGLISH

The words *what*, *which*, and *whose* are called interrogative adjectives when they come before a noun and are used to ask a question about that noun.

*What* chair do you like to sit in?  
|  
noun

*Which* bag is Adila's?  
|  
noun

*Whose* house is that?  
|  
noun

*What* and *which* are used interchangeably to ask for different kinds of information about a noun:

- the name of a person or thing  
*What* car did he buy? The Toyota.  
*Which* countries did they visit? Tanzania, Kenya, and Uganda.

- the kind of person or thing  
*What* (sort of) dog bit you? A brown and white dog.  
*Which* (sort of) foods do they like? Rice and meat.

## KWA KISWAHILI

Interrogative adjectives are called **vivumishi vya kuuliza**. The singular, *interrogative adjective*, is called **kivumishi cha kuuliza**. There are three types of interrogative adjectives: **gani**, **-pi**, and **-ngapi**. The one used depends on the type of information being asked about the noun.

Like all Swahili adjectives, the interrogative adjectives always come after the noun they modify.

### 1. **gani?**

The interrogative adjective **gani** (*what?*) is an invariable adjective, which means it does not need to agree with the noun it modifies.

**Anampenda mvulana gani?**

*What boy does she like?*

**Ulinunua kitabu gani?**

*What book did you buy?*

### 2. **-pi?**

The interrogative adjective **-pi** (*which?*) must agree in class with the noun it modifies. The prefixes it uses are the same as the verb subject markers (see Chapter 20, *Subject Prefixes*), except in class 1, where the prefix is **yu-**.

**Anapenda mvulana yupi?**

*Which boy does she like?*

**Ulinunua kitabu kipi.**

*Which book did you buy?*

While **gani** and **-pi** can be used interchangeably like *what* and *which* in English, **gani** is used more often. The interrogative adjective **-pi** is more likely to be used when the possible answers to the question *which?* are understood.

**Mtatembelea nchi ipi?**

*Which country (of the understood options) will you all visit?*

**3. -ngapi?**

The interrogative adjective **-ngapi** (*how many?*) must agree in class with the noun it modifies. The prefixes used are the same as those used for descriptive adjectives (see Chapter 15, *Descriptive Adjectives*). It can only be used with plural nouns.

**Tutaalika watu wangapi?**

*How many people will we invite?*

**Motakaa ngapi ziliuzwa?**

*How many cars were sold?*

**TAKE NOTE**

1. Nouns that refer to people or animals take interrogative adjectives of class 1 if they are singular and class 2 if they are plural, regardless of the class to which the noun itself belongs.

**daktari** (class 9) ⇒ **daktari yupi?** *which doctor?*

**mbwa** (class 10) ⇒ **mbwa wapi?** *which dogs?*

2. The word *what* is not always an interrogative adjective. In the sentence *What are you doing?*, it is an interrogative pronoun. It is important that you distinguish one from the other, because in Swahili a different word is used for the interrogative adjective *what* (**gani?**) and the interrogative pronoun *what* (**nini?**). **Nini** also follows

different rules, which are explained in Chapter 9, *Interrogative Pronouns*.

---

### REVIEW

Circle the interrogative adjective in each of the sentences below. Draw an arrow to the noun each adjective modifies. Circle the interrogative adjective that would be used in Swahili.

1. What cereal do you like to eat?

**gani**      **-ipi**      **-ngapi**

2. How many times a week do you exercise?

**gani**      **-ipi**      **-ngapi**

3. Which movie does he want to see?

**gani**      **-ipi**      **-ngapi**

4. What town do they live in?

**gani**      **-ipi**      **-ngapi**

5. What page is the teacher reading from?

**gani**      **-ipi**      **-ngapi**

## Chapter 18 DEMONSTRATIVE ADJECTIVES

A **demonstrative adjective** is a word used to point out a noun. It is called demonstrative because it points out (demonstrates) a person or thing. For example:

*This* boy is handsome.  
|  
points out the noun *boy*

### IN ENGLISH

The demonstrative adjectives are *this* and *that* in the singular and *these* and *those* in the plural. They are a rare example of English adjectives agreeing with the noun they modify: *this* changes to *these* before a plural noun and *that* changes to *those*.

#### SINGULAR

*this* picture

*that* window

#### PLURAL

*that* picture

*those* windows

The distinction between *this* and *that* can be used to contrast one object with another or to refer to things that are not the same distance away from the speaker. We generally say *this* (or *these*) for a closer object, and *that* (or *those*) for one farther away.

Adija uses two school bags. *This* one is for her books.

|  
showing contrast

*That* one is for her lunch.

|  
showing contrast

referring to things at hand

|  
*These* things go in the blue bag. *Those* things go in the red bag.

|  
referring to things at a distance

### KWA KISWAHILI

There are three types of demonstrative adjectives, which are called **vionyeshi** in Swahili. The singular, *demonstrative adjective*, is called **kionyeshi**. The one used depends on the distance between the speaker or hearer and the object or person pointed out, as well as on whether this is the first time the object or person is being mentioned or a reference to someone or something that has already been mentioned. All demonstrative adjectives must agree with the noun they modify using a system of class agreements.

1. The first type of demonstrative adjective is equivalent to the English demonstratives *this* or *these*. It is used exactly as *this* and *these* are used in English.

CLASS	DEM. ADJ.	SWAHILI EX.	ENGLISH TRANSLATION
1	<b>huyu</b>	<b>mtu huyu</b>	<i>this person</i>
2	<b>hawa</b>	<b>watu hawa</b>	<i>these people</i>
3	<b>huu</b>	<b>mti huu</b>	<i>this tree</i>
4	<b>hii</b>	<b>miti hii</b>	<i>these trees</i>
5	<b>hili</b>	<b>jina hili</b>	<i>this name</i>
6	<b>haya</b>	<b>majina haya</b>	<i>these names</i>
7	<b>hiki</b>	<b>kiti hiki</b>	<i>this chair</i>
8	<b>hivi</b>	<b>viti hivi</b>	<i>these chairs</i>
9	<b>hii</b>	<b>grosari hii</b>	<i>this grocery store</i>
10	<b>hizi</b>	<b>grosari hizi</b>	<i>these grocery stores</i>
11	<b>huu</b>	<b>ukuta huu</b>	<i>this wall</i>
14	<b>huu</b>	<b>uhuru huu</b>	<i>this freedom</i>
15	<b>huku</b>	<b>kuandika huku</b>	<i>this writing</i>
16	<b>hapa</b>	<b>mahali hapa</b>	<i>this specific place</i>
17	<b>huku</b>	<b>mahali huku</b>	<i>this general place</i>
18	<b>humu</b>	<b>mahali humu</b>	<i>this inside place</i>

While you should try to memorize the demonstrative for each class, you will learn them much faster if you understand how they are formed by studying patterns in the chart above.

All of the demonstratives that mean *this* or *these* begin with the letter *h* and end with the same syllable used as a subject prefix in verbs (see Chapter 20, *Subject Prefixes*). The one exception is in class 1, where the syllable *yu-* is used rather than the subject prefix *a-*. The sound in between the *h* and the subject prefix is always the same as the final vowel.

Here are a few examples of how this demonstrative is formed in different classes. Try to see the pattern for the other classes.

class 1	$h- + -u- + -yu = \mathbf{huyu}$
class 5	$h- + -i- + -li = \mathbf{hili}$
class 14	$h- + -u- + -u = \mathbf{huu}$
class 16	$h- + -a- + -pa = \mathbf{hapa}$

2. The second type of demonstrative is equivalent to the English demonstratives *that* or *those*, and is used to refer to people or things that are distant from the speaker and hearer.

<u>CLASS</u>	<u>DEM. ADJ.</u>	<u>SWAHILI EX.</u>	<u>ENGLISH TRANSLATION</u>
1	yule	mtu yule	<i>that person over there</i>
2	wale	watu wale	<i>those people over there</i>
3	ule	mti ule	<i>that tree over there</i>
4	ile	miti ile	<i>those trees over there</i>
5	lile	jina lile	<i>that name over there</i>
6	yale	majina yale	<i>those names over there</i>
7	kile	kiti kile	<i>that chair over there</i>
8	vile	viti vile	<i>those chairs over there</i>
9	ile	grosari ile	<i>that grocery over there</i>
10	zile	grosari zile	<i>those groceries over there</i>
11	ule	ukuta ule	<i>that wall over there</i>



14	<b>ule</b>	<b>uhuru ule</b>	<i>that freedom over there</i>
15	<b>kule</b>	<b>kuandika kule</b>	<i>that writing over there</i>
16	<b>pale</b>	<b>mahali pale</b>	<i>that specific place over there</i>
17	<b>kule</b>	<b>mahali kule</b>	<i>that general place over there</i>
18	<b>mle</b>	<b>mahali mle</b>	<i>that inside place over there</i>

While you should try to memorize the demonstrative for each class, you will learn them much faster if you understand how they are formed by studying patterns in the chart above.

All of the demonstratives that mean *these* or *those objects or people mentioned earlier* begin with the same subject prefixes used with verbs (see Chapter 20, *Subject Prefixes*) and end with the syllable **-le**. The one exception is in class 1, where the syllable **yu-** is used rather than the subject prefix **a-**. Here are a few examples of how this demonstrative is formed in different classes. Try to see the pattern for the other classes.

class 2	wa- + -le	= <b>wale</b>
class 4	i- + -le	= <b>ile</b>
class 7	ki- + -le	= <b>kile</b>
class 18	m- + -le	= <b>mle</b>

- The third type of demonstrative is also equivalent to the English demonstrative *that* or *those*, but it is used to refer to a person or thing that has been previously mentioned.

<u>CLASS</u>	<u>DEM. ADJ.</u>	<u>SWAHILI EX.</u>	<u>ENGLISH TRANSLATION</u>
1	<b>huyo</b>	<b>mtu huyo</b>	<i>that person mentioned earlier</i>
2	<b>hao</b>	<b>watu hao</b>	<i>those people mentioned earlier</i>
3	<b>huo</b>	<b>mti huo</b>	<i>that tree mentioned earlier</i>
4	<b>hiyo</b>	<b>miti hiyo</b>	<i>those trees mentioned earlier</i>
5	<b>hiyo</b>	<b>jina hilo</b>	<i>that name mentioned earlier</i>
6	<b>hayo</b>	<b>majina hayo</b>	<i>those names mentioned earlier</i>
7	<b>hicho</b>	<b>kiti hicho</b>	<i>that chair mentioned earlier</i>
8	<b>hivyo</b>	<b>viti hivyo</b>	<i>those chairs mentioned earlier</i>
9	<b>hiyo</b>	<b>grosari hiyo</b>	<i>that grocery mentioned earlier</i>
10	<b>hizo</b>	<b>grosari hizo</b>	<i>those groceries mentioned earlier</i>
11	<b>huo</b>	<b>ukuta huo</b>	<i>that wall mentioned earlier</i>
14	<b>huo</b>	<b>uhuru huo</b>	<i>that freedom mentioned earlier</i>
15	<b>huko</b>	<b>kuandika huko</b>	<i>that writing mentioned earlier</i>
16	<b>hapo</b>	<b>mahali hapo</b>	<i>that exact place mentioned earlier</i>
17	<b>huko</b>	<b>mahali huko</b>	<i>that gen. place mentioned earlier</i>
18	<b>humo</b>	<b>mahali humo</b>	<i>that inside place mentioned earlier</i>

While you should try to memorize the demonstrative for each class, you will learn them much faster if you understand how they are formed by studying patterns in the chart above.

All of the demonstratives that mean *these* or *those objects or people mentioned earlier* follow the pattern of the demonstratives that mean *this* or *these*, except that the final vowel changes to

-o. Here are a few examples of how this demonstrative is formed in different classes. Try to see the pattern for the other classes.

class 1	<b>huyu</b>	⇒	<b>huyo</b>
class 3	<b>huu</b>	⇒	<b>huo</b>
class 10	<b>hizi</b>	⇒	<b>hizo</b>
class 17	<b>huku</b>	⇒	<b>huko</b>

Note that in classes 4, 7, 8, and 9 the vowel change (from -i to -o) results in a sound change in the preceding consonant(s).

class 4 & 9	<b>hii</b>	⇒	<b>hiyo</b>
class 7	<b>hiki</b>	⇒	<b>hicho</b>
class 8	<b>hivi</b>	⇒	<b>hivyo</b>

1. Unlike most Swahili adjectives, two of the demonstrative adjectives—the one that means *this* or *that* and the one that refers to objects or people mentioned previously—can be used either before or after the noun without changing the meaning.

<b>huyu mtu</b> OR <b>mtu huyu</b>	<i>this person</i>
<b>hili jina</b> OR <b>jina hili</b>	<i>this name</i>

2. When referring to a location (i.e. class 16, 17 or 18), all of the demonstrative adjectives almost always come before the noun.

<b>hapa nyumbani</b>	<i>right here at this home</i>
<b>pale nyumbani</b>	<i>over there at that house</i>
<b>hapo nyumbani</b>	<i>at that specific house mentioned earlier</i>
<b>huku Tanzania</b>	<i>here in Tanzania</i>
<b>kule Tanzania</b>	<i>(over there) in Tanzania</i>
<b>huko Tanzania</b>	<i>in Tanzania (previously mentioned)</i>
<b>humu mfukoni</b>	<i>in this bag</i>
<b>mle mfukoni</b>	<i>in that bag over there</i>
<b>humo mfukoni</b>	<i>in that bag I mentioned earlier</i>

If the demonstrative used to refer to *that* or *those* objects or people at a distance is placed before the noun it approximates, the English article *the* and refers to someone or something mentioned earlier.

<b>Mwalimu alienda shuleni.</b>	<i>A teacher went to school. At</i>
<b>Huko shuleni alimwona</b>	<i>school she saw a student. <u>The</u></i>
<b>mwanafunzi. <u>Yule</u></b>	<i><u>student</u> began to cry because she</i>
<b><u>mwanafunzi</u> alianza kulia</b>	<i>forgot her homework.</i>
<b>kwa sababu alisahau zoezi</b>	
<b>lake la nyumbani.</b>	

### REVIEW

For the English sentences, circle the demonstrative adjective that would be used in Swahili. For the Swahili sentences, circle the demonstrative adjectives. Draw an arrow to the noun each adjective modifies. In some cases, the noun may be understood but not explicated stated.

1. Do you like this shirt?

**hii**    **ile**    **hiyo**

2. No, I prefer that one.

**hii**    **ile**    **hiyo**

3. What about these shoes?

**hivi**    **vile**    **hivyo**

4. Yes, those are really nice.

**hivi**    **vile**    **hivyo**

5. Where did you get the hat you had on yesterday?

**hii**    **ile**    **hiyo**

6. **Nilinunua kofia hiyo pale dukani.**  
*(I bought that hat at that store over there.)*
  
7. **Tuende hapo dukani.** *(Let's go to that store.)*
  
8. **Subiri kidogo; nahitaji kulipia suruali hizi.**  
*(Wait a little; I need to pay for these pants.)*
  
9. **Usinunue zile; hizi ni bora.**  
*(Don't buy those; these are better.)*
  
10. **Lakini hizi zinanifaa kuliko hizo.**  
*(But these fit me better than those.)*

## Chapter 19 SUBJECTS

The **subject** of a sentence is the person, object, or idea being described. When you wish to find the subject of a sentence, identify the verb and then ask *who?* or *what?* before the verb. The answer will be the subject. For example:

The *girl* slept in the room.  
|  
subject of the verb *slept*

The *key* broke.  
|  
subject of the verb *broke*

### IN ENGLISH

The subject of the sentence performs the action of a verb or is acted upon by a passive verb. You will learn more about passive verbs in Chapters 41 (Verb Extensions) and 44 (Active and Passive Voice). The subject is a noun, a pronoun or a phrase that is used as a noun.

*The dog wagged its tail.*

- What wagged its tail? The dog.
- *The dog* is a noun, which functions as the subject.

*She studies Swahili and Arabic.*

- Who studies Swahili and Arabic? *She*.
- *She* is a pronoun, which functions as the subject.

*Walking to Iringa took two hours.*

- What took two hours? *Walking to Iringa*.
- *Walking to Iringa* is a phrase used as a noun that functions as the subject.

Train yourself to ask *who?* or *what?* to find the subject. Never assume that the first word in the sentence is the subject. Subjects can occur in many different places in a sentence.

While shopping, *Salma* lost her bag.

Do *you* like pilau?

“Why?” asked *Mariam*.

Some sentences have more than one main verb; you need to find the subject of each verb.

*Sudi* watched television and *Zuhura* read a book.

- *Sudi* is the subject of the first verb, *watched*.
- *Zuhura* is the subject of the second verb, *read*.

A singular subject takes a singular verb; a plural subject takes a plural verb. The verb must agree with its subject in number. Noun classes are explained in Chapter 3.



**KWA KISWAHILI**

The subject of a sentence is called **mtenda** or **kiima**. The plural, *subjects*, is called **watenda** or **viina**. Subjects function in the same way in Swahili as they do in English. It is particularly important that you recognize the subject of the sentence in Swahili so that you will make the subject marker of the verb agree with the noun class of the subject.

**Kitabu kilikuwamo mfukoni.** (*The book was in the bag.*)

subject	subject	verb
class 7	prefix	
	class 7	

**TAKE NOTE**

In both English and Swahili it is very important to recognize the subject of each verb. You must make sure that each verb agrees with its subject; that is, you must use a class 1 subject marker when a class 1 noun is the subject, and a class 10 subject marker when a class 10 noun is the subject. You will learn more about subject markers in the next chapter.

**REVIEW**

Underline the subject(s) in each of these sentences.

1. The tall trees will fall over if it is too windy.
2. Drinking tea in the morning is quite pleasant.
3. As I walked by the car, the driver waved at me.
4. After passing through Zanzibar, the storm hit Pemba.
5. Pilau is made with rice, vegetables and spices.

## CHAPTER 20 SUBJECT PREFIXES

While English does not have subject prefixes (also called subject markers), they are extremely important in Swahili. The **subject prefix** of a verb indicates the class of its subject, which will also indicate whether the noun of the subject is singular or plural.

### IN ENGLISH

There are no subject prefixes. Instead, English uses nouns and personal pronouns (*he, she, it, and they*) to indicate the subject of a sentence.

*John* is playing ball.

|

subject (noun)

*He* will be home at 6 o'clock.

|

subject (personal pronoun)

### KWA KISWAHILI

Each noun class and personal pronoun has its own subject prefix, called **kiambishi awali**. In the plural it is **viambishi awali**. The subject prefix is the same for all the tenses, except for some of the personal pronouns, which have different prefixes for the **-a-** tense. (You will learn more about verb tenses in the next chapter.) The subject prefix is attached to the verb. It always comes first, followed by the tense and then the verb in the dictionary form.



Watoto wanacheza. *The children are playing.*

|  
subject marker - 3<sup>rd</sup> person plural

Ninyi mtapewa zawadi. *You all will be given gifts.*

|  
subject marker - 2<sup>nd</sup> person plural

### CLASS 1

The subject marker for class 1 is the same as the third person singular (he or she), **a-**. It is the same for all tenses of the verb.

Mtu anapika. *The person is cooking.*

### CLASS 2

The subject marker for class 2 is the same as the third person plural (they), **wa-**. It is the same for all tenses of the verb.

Watu wanapika. *People are cooking.*

### CLASS 3

The subject marker for class 3 is **u-**. It is the same for all tenses of the verb.

Mti unaanguka chini. *The tree is falling down.*

### CLASS 4

The subject marker for class 4 is **i-**. It is the same for all tenses of the verb.

Miti inaanguka chini. *The trees are falling down.*

**CLASS 5**

The subject marker for class 5 is **li-**. It is the same for all tenses of the verb.

**Jengo lilijengwa mwaka huu.**

*The building was built this year.*

**CLASS 6**

The subject marker for class 6 is **ya-**. It is the same for all tenses of the verb.

**Majengo yalijengwa mwaka huu.**

*The buildings were built this year.*

**CLASS 7**

The subject marker for class 7 is **ki-**. This prefix is easy to remember because it is the same as the nominal prefix for nouns of class 7, like **kisu** or **kipindi**. It is the same for all tenses of the verb.

**Kiswahili kinasemwa kule Afrika ya Mashariki.**

*Swahili is spoken in East Africa.*

**CLASS 8**

The subject marker for class 8 is **vi-**. This prefix is easy to remember because it is the same as the nominal prefix for nouns of class 8, like **visu** or **vipindi**. It is the same for all tenses of the verb.

**Visiwa vinapata watalii wengi.**

*The islands get many tourists.*

### **CLASS 9**

The subject marker for class 9 is **i-**. It is the same for all tenses of the verb.

**Safari ilienda vizuri.** *The trip went well.*

### **CLASS 10**

The subject marker for class 10 is **zi-**. It is the same for all tenses of the verb.

**Safari zilienda vizuri.** *The trips went well.*

### **CLASS 11**

The subject marker for class 11 is **u-**. This prefix is easy to remember because it is the same as the nominal prefix for nouns of class 11, like **ubao** or **ufunguo**. It is the same for all tenses of the verb.

**Ulimi wangu unauma.** *My tongue hurts.*

### **CLASS 14**

The subject marker for class 14 is **u-**. This prefix is easy to remember because it is the same as the nominal prefix for nouns of class 14, like **umoja** or **uzima**. It is the same for all tenses of the verb.

**Uhuru ulipatikana miaka ya sitini.**

*Freedom was achieved in the 1960s.*

**CLASS 15**

The subject marker for class 15 is **ku-**. This prefix is easy to remember because it is the same as the infinitive prefix for nouns of class 15, like **kulinda** or **kuchukua**. It is the same for all tenses of the verb.

**Kushona kunanifurahisha.**

*Sewing makes me happy.*

**CLASS 16**

The subject marker for class 16 is **pa-**. It is the same for all tenses of the verb.

**Nyumbani palikuwa na watu wengi.**

*There were many people in the house.*

*(literally: At the house the place had many people.)*

**CLASS 17**

The subject marker for class 17 is **ku-**. It is the same for all tenses of the verb.

**Mjini kutakuwa na hali ya hewa nzuri.**

*In the city there will be good weather.*

*(literally: In the city the place will have good weather.)*

**CLASS 18**

The subject marker for class 18 is **m-**, **mu-** or **mw-**.

**Mfukoni muna matofaa.**

*In the bag there are apples.*

*(literally: In the bag the place has apples.)*



**SUBJECT PREFIXES WITHOUT NOUNS**

While a subject prefix always agrees in class with the subject of the sentence, it also allows you to leave out the noun of the subject if both the speaker and the listener understand it.

**Instead of saying:**

**You could simply say:**

**Mimi nilienda dukani.**

*I went to the store.*

**Nilienda dukani.**

*I went to the store.*

**Watoto walienda dukani.**

*The children went to the store.*

**Walienda dukani.**

*They went to the store.*

*(Children is understood.)*

**Ndizi zitauzwa.**

*The bananas will be sold.*

**Zitauzwa.**

*They will be sold.*

*(Bananas is understood.)*

**TAKE NOTE**

In Chapter 3 (*Noun Class*) you learned that sometimes you will need to look for clues in the sentence to know whether a noun is singular or plural. Here you have learned about subject prefixes, one example of this kind of grammatical clue. Recognizing the subject marker will help you to figure out in what class the noun of the subject belongs, including whether it is singular or plural.

For example, if you see or hear a sentence where the subject marker on the verb is *ya-*, you will know that the subject is a class 6 noun.

**Matunda yalikatwa.**

*The fruit was cut.*

If you see or hear a sentence where the subject marker on the verb is **i-**, you will know that the subject is either a class 4 or a class 9 noun. Looking at the noun itself will help you choose between these two possibilities.

**Mikutano ilivunjika.**

*The meetings were cancelled.*

Since you already know that class 4 nouns begin with **mi-**, in this case you can tell that the noun is a class 4 noun.

**Safari ilivunjika**

*The trip was cancelled.*

Since the noun has no nominal prefix, you can tell that **safari** is a class 9 noun.

**REVIEW**

Circle the subject prefix of each verb, and draw a line from it to the subject with which it agrees. (In some cases the subject may be understood but not stated.) Identify the noun class of each subject prefix. You should be able to do this even if you don't know what these words mean. If you find this difficult you might need to reread Chapter 3 (Noun Class).

1. **Wewe** utaenda shuleni lini?      Class \_\_\_\_\_
2. **Vitabu** vilinunuliwa jana.      Class \_\_\_\_\_
3. **Maembe** yananuka.      Class \_\_\_\_\_
4. **Anapenda** kuogolea.      Class \_\_\_\_\_
5. **Vijana** watagombana.      Class \_\_\_\_\_
6. **Jiwe** linatupwa.      Class \_\_\_\_\_
7. **Muhogo** uliuzwa sokoni.      Class \_\_\_\_\_
8. **Kulia** kwake kunanisikitisha.      Class \_\_\_\_\_
9. **Sherehe** zitaanza wiki ijayo.      Class \_\_\_\_\_
10. **Utoto** wake unaonekana wazi.      Class \_\_\_\_\_

# VERBS

## Chapter 21

### INTRODUCTION TO VERBS AND VERB TENSES

A **verb** is a word that signifies an action, occurrence, state of being, or condition. The action can be bodily, as in such verbs as *cry, laugh, sew, or repair*, or mental, as in such verbs as *wonder, desire, plan, love*. Verbs such as *be* and *become* express a state or condition rather than an action.

The verb is at the grammatical center of a sentence; you usually cannot express a complete thought without a verb.

To train yourself to recognize verbs, read the following paragraph where the verbs are in italics.

Zainab and her family *are* Muslims. Every day they *wake* at dawn *to pray*. After breakfast she *dresses* her children, who *get ready to go* to school. During the day she *cooks* and *cleans*, but in the evenings Zainab *teaches* Koranic lessons to other women, something she *enjoys doing* because it *gives* her some time away from *taking* care of her family.

The **tense** of a verb specifies when the action of the verb takes place: in the present, in the past, or in the future.

present I go	past I went	future I will go
--------------	-------------	------------------

As the above examples demonstrate, you can indicate when the action of the verb takes place by putting the verb in a different tense without giving any additional information such as *I go now* or *I went yesterday* or *I will go tomorrow*.

## IN ENGLISH

There are two kinds of verbs depending on whether the verb can take a direct object: transitive verbs and intransitive verbs. A **transitive verb** is one that takes a direct object. You will learn more about direct objects in Chapter 35. In some dictionaries, a transitive verb is indicated by the abbreviation *v.t.* (verb transitive).

The teacher *brought the chalk*.  
 |                    |  
 transitive verb    direct object

The traditional healer *sells medicine*.  
                                  |    |  
                                  transitive verb    direct object

An **intransitive verb** is a verb that does not take a direct object. Some dictionaries indicate an intransitive verb with the abbreviation *v.i.* (verb intransitive).

The old man *sleeps* for hours.  
                                  |  
                                  intransitive verb

My father *runs* every day in the morning.  
                                  |  
                                  intransitive verb

There are six main **tenses** in English.

<b>present</b>	I go	<b>present perfect</b>	I have gone
<b>past</b>	I went	<b>past perfect</b>	I had gone
<b>future</b>	I will go	<b>future perfect</b>	I will have gone

The listing of the forms of a verb in all six tenses is called a **synopsis**. Above is a synopsis of the verb *go* in the first person singular. These tenses are discussed individually in Chapters 22-29. There are also more complex tenses that can be created by combining the main tenses; these will be explained in Chapter 43, Compound Tenses.

### KWA KISWAHILI

Verbs are called **vitenzi**, and they are identified in the same way as in English. Transitive verbs are called **vitenzi elekezi**. Intransitive verbs are **vitenzi visoelekezi**. If you are memorizing the definitions of Swahili verbs, be sure to note whether the word is transitive or intransitive. Conjugated Swahili verbs have at least three parts: the subject marker (see Chapter 20), the tense marker (see Chapters 21-44), and the dictionary form.

ni + li + chelewa = **nlichelewa** *I was late*

subject marker (first person singular)	tense marker (past)	verb (to be late; dictionary form)		

Swahili is called an **agglutinative language**<sup>9</sup> because it agglutinates (i.e. sticks together) a lot of meaningful sound

---

<sup>9</sup> "Morphology: Morphological Types of Languages," *Language Files*, Monica Crabtree and Joyce Powers, compilers (Columbus: Ohio State U.P., 1991): 159. Some linguists, however, consider Swahili a "parasyntetic language," "one that allows multiple prefixes and suffixes appended to a verbal and/or nominal root" (John Mtembezi Inniss, personal communication, 4 July 2000).

segments to form a word that would be considered a phrase or even a sentence in English. The process is called **agglutination** or **uambishaji**.

Tenses are called **nyakati** (or **wakati** in the singular) or **tensi**. There are five main tenses in Swahili.

<b>present progressive</b> <i>wakati uliopo unaoendelea</i>	<b>ninaenda</b> or <b>naenda</b>	<i>I am going</i>
<b>simple present</b> <i>wakati uliopo sahili</i>	<b>ninaenda</b> or <b>naenda</b>	<i>I go</i>
<b>present perfect</b> <i>wakati uliopo timilifu</i>	<b>nimeenda</b>	<i>I have gone</i>
<b>past</b> <i>wakati uliopita</i>	<b>nilienda</b>	<i>I went</i>
<b>future</b> <i>wakati ujao</i>	<b>nitaenda</b>	<i>I will go</i>

The listing of the forms of the verb in all five tenses is called a **muhtasari** (*summary*).<sup>10</sup> These tenses are discussed individually in Chapters 22-29. There are also more complex tenses that can be created by combining the main tenses; these will be explained in Chapter 43, *Compound Tenses*.

---

<sup>10</sup> The word **ufupisho** (*shortening*) or **kidokezo** (*hint or suggestion*) can also be used to express the idea of a *synopsis*. See *TUKI English-Swahili Dictionary* (Dar es Salaam: TUKI, 1996).



### REVIEW

A. Underline the verbs in the sentences below. Circle whether the verb is transitive (V.T.) or intransitive (V.I).

- |                                      |      |      |
|--------------------------------------|------|------|
| 1. Juma loves his wife.              | V.T. | V.I. |
| 2. The book was on the table.        | V.T. | V.I. |
| 3. The old man spit when he saw it.  | V.T. | V.I. |
| 4. What do you want to do today?     | V.T. | V.I. |
| 5. The president will be travelling. | V.T. | V.I. |

B. Write a synopsis in the second person singular (-u-) for the Swahili verb **kupenda** (*to like*).

Present Progressive \_\_\_\_\_

Simple Present \_\_\_\_\_

Present Perfect \_\_\_\_\_

Past \_\_\_\_\_

Future \_\_\_\_\_

## Chapter 22 PRESENT

There are two forms of the verb that indicate the present tense, although they have slightly different meanings.

<b>simple present</b>	Laila <i>reads</i> the book.
<b>present progressive</b>	Laila <i>is reading</i> the book.

The **simple present** indicates that the action is habitual or occurs regularly. It is used to express a statement of fact.

I *walk* to the shore.

The **present progressive** indicates that the action is going on at the time when the speaker is speaking.

I *am walking* to the shore.

### IN ENGLISH

As you saw in Chapter 21 (Introduction to Verbs and Verb Tenses), there are three forms of the verb that indicate the present tense, although they have slightly different meanings.

<b>simple present</b>	Laila <i>reads</i> the book.
<b>present progressive</b>	Laila <i>is reading</i> the book.
<b>present emphatic</b>	Laila <i>does read</i> the book.

Combining the verb *to be* in the present tense with a gerund, or verbal noun, forms the present progressive. You learned about verbal nouns in Chapter 4, and you will learn about the verb *to be* in Chapter 30.

In addition to the simple present and present progressive tenses, English also has the present emphatic tense.

**present emphatic**      *Laila does read* the book.


To ask questions, you must use the progressive or emphatic form.

*Is Laila reading* the booking?


*Does Laila read* the book?

### KWA KISWAHILI

There are also two forms of the verb that indicate the present tense. Both forms can be used to express the present progressive and the simple present tenses. Their usage and precise meaning depend on context, dialect, and personal preference.

**present progressive**      *Laila is reading* the book  
  
*anasoma* or *asoma*

**simple present**      *Laila reads* the book.  
  
*anasoma* or *asoma*

**habitual present**Laila *usually reads* the book.*husoma*

In Swahili the present progressive is called **wakati uliopo unaoendelea**. It is expressed with either of the tense markers **-a-** or **-na-**. While the subject marker changes depending on the class of the subject, the tense marker stays the same as long as the verb remains in the present progressive tense.

In Swahili the simple present is called **wakati uliopo sahili**. It can also be expressed with either of the tense markers **-a-** or **-na-**. Both are explained in greater detail below.

In Swahili the habitual present tense is called **wakati uliopa wa kawaida**. It is expressed without a tense marker and with the subject marker **hu-**. It is explained in greater detail below.

**THE -A- TENSE**

Note how the subject markers combine with the **-a-** tense marker; their sounds merge to create slightly different forms.

ni + -a- = <b>nasogea</b>	<i>I am moving</i> first person singular
u + -a- = <b>wasogea</b>	<i>you are moving</i> second person singular
a + -a- = <b>asogea</b>	<i>she/he is moving</i> third person singular (C1)
tu + -a- = <b>twasogea</b>	<i>we move</i> first person plural

m + -a- = <b>mwasogea</b>	<i>you all are moving</i> second person plural
wa + -a- = <b>wasogea</b>	<i>they are moving</i> third person plural (C2)

Although the translations given here are present progressive, note that all six of these forms could also express the simple present tense, depending on context.

As you can see, the -a- tense marker is only used with the personal subject markers, including class 1 and 2. The other classes (i.e. 3-18) always use the -na- tense marker, whether the tense is simple present or present progressive. You will need to decide from context whether the meaning is simple present or present progressive.

**Gari la moshi linakwenda kila siku.**

*The train goes every day.*

**Sasa hivi gari la moshi linakwenda mjini.**

*Right now the train is going to town.*

To conjugate a Swahili verb with the -a- tense marker, start with the infinitive.

**kulinda**                      *to guard*

For verbs with a dictionary form that is more than one syllable long, drop the infinitive prefix **ku-**, which leaves you with the dictionary form.

**linda**                              *to guard*

To this form add the subject marker that agrees with your subject and the tense marker *-a-*.

tu + a + linda = **twalinda** *we guard* or *we are guarding*

			verb (to guard; dictionary form)
	tense marker		
subject marker (first person plural)			

This process works the same way when the dictionary form has only one syllable.

**kula** *to eat* (infinitive)     **-la** *to eat* (dictionary form)

wa + a + la = **wala** *they eat* or *they are eating*

			verb (to eat; dictionary form)
	tense marker		
subject marker (third person plural)			

### THE -NA- TENSE

Here is the verb **kusogea** (*to move*) conjugated using the *-na-* tense.

<b><u>n</u>inasogea</b>	<i>I am moving</i> first person singular
<b><u>a</u>nasogea</b>	<i>she/he is moving</i> third person singular
<b><u>m</u>nasogea</b>	<i>you all are moving</i> second person plural
<b><u>l</u>inasogea</b>	<i>it is moving</i> class 5
<b><u>u</u>nasogea</b>	<i>it is moving</i> class 11 or 14

Although the translations given here are present progressive, note that all six of these forms could also express the simple present tense, depending on context.

To conjugate a Swahili verb in the **-na-** tense, start with the infinitive.

**kulinda**      *to guard*

For verbs with a dictionary form that is more than one syllable long, drop the infinitive prefix **ku-**, which leaves you with the dictionary form.

**linda**      *to guard*

To this form, add the subject marker that agrees with your subject and the tense marker **-na-**.

tu + na + linda = **tunalinda** *we are guarding* or *we guard*  
 |        |        |  
 |        |        verb (to guard; dictionary form)  
 |        |        tense marker  
 subject marker (first person plural)

This process works slightly differently if the dictionary form has only one syllable.

**kula**      *to eat* (infinitive)      **-la**      *to eat* (dictionary form)

For verbs with only one syllable in the dictionary form, keep the infinitive prefix **ku-** when you add the subject marker and the **-na-** tense marker.

wa + na + kula = **wanakula** *they are eating or they eat*

			verb (to eat; infinitive)
			tense marker
			subject marker (third person plural)

## THE PRESENT HABITUAL TENSE

This tense is used to indicate habitual or customary action. It does not use a tense marker or the usual subject markers. Instead the prefix **hu-** is used for all the noun classes. Unless the subject is clear, the subject is indicated by an independent pronoun or other noun subject.

**Mimi husoma kila siku.**

*I usually study everyday.*

**Juma hututembelea kila wikendi.**

*Juma usually visits us every weekend.*

The **hu-** prefix always comes before the dictionary form of the word. With monosyllabic verbs, therefore, the infinitive prefix **ku-** is dropped.

**kula** *to eat*

**Mariam hula ndizi.**

*Mariam usually eats bananas.*



### TAKE NOTE

There is no emphatic form of the verb in Swahili. If you want to ask a question in the present tense, you must use the simple present or the present progressive, but turn the sentence into a question. You will learn more about asking questions in Chapter 50 (*Declarative and Interrogative Sentences*).

Some verbs in the present progressive tense in Swahili will be translated into the simple present in English.

**kufurahi** *to be happy*  
*The farmer is happy.*<sup>11</sup>

**Mkulima anafurahi.**  
(literally: *The farmer is being happy.*)

As you can see, the literal translation doesn't sound right in English. You should be able to use the context and the word's meaning to decide which tense to use when translating.

---

<sup>11</sup> "He is happy" could also be expressed with the perfect tense, by saying "amefurahi."

## REVIEW

Below you will find English sentences translated into Swahili with the conjugated Swahili verb missing. Given the infinitive of the verb, conjugate the verb in the present tense to fill in the blanks.

1. The girls are carrying water. (*kubeba* = to carry)

Wasichana \_\_\_\_\_ maji.

2. Sudi's family is moving to Dar es Salaam.  
(*kubamia* = to move to)

Familia ya Sudi \_\_\_\_\_ Dar es Salaam.

3. The trees are growing quickly. (*kukua* = to grow)

Miti \_\_\_\_\_ kwa haraka.

4. The European is visiting East Africa.  
(*kutembelea* = to visit)

Mzungu \_\_\_\_\_ Afrika ya Mashariki.

5. His eye is looking at those buildings.  
(*kuangalia* = to look at)

Jicho lake \_\_\_\_\_ majengo hayo.

6. What time do you usually wake up?

(*kuamka* = to wake up)

**Wewe \_\_\_\_\_ saa ngapi?**

7. What do they usually do during vacation?

(*kufanya* = to do)

**Wao \_\_\_\_\_ nini wakati wa likizo?**

## Chapter 23

### NEGATIVE PRESENT

To negate a verb is to make it negative. An **affirmative** verb is one that is not negated.

I *am* a student.                      He *wants* to be a teacher.  
They would prefer *to go* on the weekend.

A **negative** verb is one that is negated.

I am *not* a student.  
He does *not* want to be a teacher.  
They would prefer *not* to go on the weekend.

Like all verbs, a present tense verb can be negated.

#### IN ENGLISH

The present progressive and the simple present tenses each have their own rules for forming the negative.

The present progressive tense is made negative by adding *not* after the auxiliary verb *to be* and before the main verb. You will learn about negating the verb *to be* in Chapter 30.

The doctor is working in his office.  
The doctor is *not* working in his office.  
                  |                      |  
                  the verb *to be*      the main verb

The simple present tense is made negative by adding *do* or *does* + *not* + the dictionary form of the main verb.

The doctor works in his office.

The doctor *does not* work in his office.

Often *do* or *does* is contracted with *not*.

do not ⇒ don't

Doctors *don't* work.

does not ⇒ doesn't

A doctor *doesn't* work.

### KWA KISWAHILI

The present negative is called **wakati uliopo kanusho**. The **-a-** tense and the **-na-** tense form the negative in the same way.

**anasoma** (*she is studying*) ⇒ **hasomi** (*she isn't studying*)

**asoma** (*she studies*) ⇒ **hasomi** (*she doesn't study*)

You will need to examine the context in order to decide whether a negative present verb suggests a present progressive or simple present tense.

The present tense is made negative by adding the negative prefix **ha-** before the subject marker. After the subject marker, there is no tense marker. The dictionary form of the verb is used, but its ending changes from **-a** to the negative suffix **-i**.



## REVIEW

A. Rewrite the following sentences, putting each verb into the present negative tense.

1. The trees are being cut down.

---

2. Those houses are being built.

---

3. I think of you as a nice person.

---

B. Conjugate the verb **kupenda** (*to love*) in the negative present tense.

I don't love	_____
you don't love	_____
s/he doesn't love	_____
we don't love	_____
you all don't love	_____
they don't love	_____

## Chapter 24 PAST

The past tense is used to express an action that occurred in the past. For example:

I *went* to the store yesterday.  
|  
past tense of the verb *to go*

### IN ENGLISH

There are several verb forms that indicate that the action occurred in the past.

<b>simple past</b>	I walked
<b>past progressive</b>	I was walking
<b>past emphatic</b>	I did walk
<b>perfect</b>	I have walked
<b>past perfect</b>	I had walked
<b>past perfect progressive</b>	I had been walking

The simple past is called “simple” because it is a **simple tense**; in other words, it consists of one word (*walked* in the example above). The other past tenses are called **verb phrases** or **compound verbs**; in other words, they consist of more than one word, an auxiliary plus a main verb.

This chapter focuses on the simple past tense. Auxiliary verbs are explained in Chapter 33 and compound tenses in Chapter 43.

To form the simple past tense of regular verbs, adding the suffix *-ed* to the dictionary form of the verb forms the past tense.

to answer	I <i>answered</i> his question.
to borrow	They <i>borrowed</i> her bicycle.



Irregular verbs, however, change their form dramatically in the past tense. These are just a few examples:

to bring	December <i>brought</i> snow and freezing rain.
to fall	The tree <i>fell</i> on the house.
to cling	The baby <i>clung</i> to her mother.

### **KWA KISWAHILI**

There are several tenses that correspond to the six English tenses listed above.

#### **SIMPLE PAST:**

**Nilikimbia**  
*I ran*

#### **PAST PROGRESSIVE:**

**Nilikuwa nikikimbia**  
*I was running*

#### **PERFECT:**

**Nimekimbia**  
*I have run*

#### **PAST PERFECT:**

**Nilikuwa nimekimbia**  
*I had run*

#### **PAST PERFECT PROGRESSIVE:**

**Nilikuwa nimekuwa nikikimbia**  
*I had been running*

Note that there is no past emphatic tense in Swahili. There is however, an additional form of the past tense that exists in Swahili but not in English. The **-ka-** tense describes an action that follows another action. It is described in greater detail below.

The simple past tense and the perfect tense are called "simple" because they are **simple tenses**; in other words, they consist of one word (*nilitembea* and *nimetembea* in the examples above). The other past tenses are called **verb phrases** or **compound tenses**; in other words, they consist of more than one word, an auxiliary plus a main verb. This chapter focuses on the simple past tense. You will learn more about the perfect tense in Chapter 26, about auxiliary verbs in Chapter 33, and about compound tenses in Chapter 43.

### THE SIMPLE PAST TENSE

The simple past tense is called **wakati uliopita**. Its tense marker is the morpheme **-li-**, which occurs after the subject marker and before the verb. The form of the past tense is the same for every subject, including all the noun classes.

For monosyllabic verbs, use the verbal noun form of the verb.

wa	+ li	+ kunywa	=	<b>alikunywa</b>	<i>he/she drank</i>
	tense marker (past)	verb (to drink; kunywa)			
subject marker (third person plural)					



## REVIEW

A. Change the following sentences from present tense to past tense.

1. I want to go to the movies.

---

2. The doctor is coming to dinner.

---

3. His grandmother breaks her hip.

---

4. **Ndizi zinapikwa.** (*The bananas are being cooked.*)

---

5. **Majina yao yanatajwa.** (*Their names are being stated.*)

---

B. Translate the following sentences.

1. *I went to the market and bought oranges.*

---

2. *He said hello and then left.*

---

3. **Ulienda shuleni ukafanya nini?**

---

4. **Walinunua baisikeli wakasafiri.**

---

5. **Tulipika pilau tukala.**

---

## Chapter 25 NEGATIVE PAST

Like all verbs, a past tense verb can be negated. For example:

I *did not go* to the store last week.  
└──────────┘  
past tense negative of the verb *to go*

### IN ENGLISH

The past tense is made negative by putting *did + not* before the dictionary form of the verb.

You all *did not go* to the mosque.  
The children *did not like* to eat chicken.

Sometimes *did* and *not* are contracted.

you did not ⇒ you didn't

### KWA KISWAHILI

The negative past tense is called **wakati uliopita kanusho**. It is formed with the negative prefix **ha-** + the subject marker + the negative tense marker **-ku-** + the dictionary form of the verb.

ha + m + ku + panda = **hamkupanda** (*you all didn't climb*)  
┆     ┆     ┆     ┆  
┆     ┆     ┆     ┆  
┆     ┆     ┆     ┆  
┆     ┆     ┆     ┆  
┆     ┆     ┆     ┆  
┆     ┆     ┆     ┆  
negative prefix     subject marker (second person plural)  
negative tense marker (past)  
verb (to climb; dictionary form)



## REVIEW

Rewrite the following sentences using the negative past tense.

1. The books were sold yesterday.

---

2. The teacher wrote on the blackboard.

---

3. The writer published a new novel.

---

4. **Tulienda dukani.** (*We went to the store.*)

---

5. **Alishona gauni.** (*She sewed a dress.*)

---

## Chapter 26 PERFECT

The past tense is used to express an action that occurred in the past. The **perfect** (or present perfect) tense is one kind of past tense. It is used to indicate that the action occurred at least once, has just occurred, or began in the past but continues in the present.

Mariamum *has gone* out.

perfect tense of the verb *to go*

### IN ENGLISH

The perfect tense is formed by using the word *have* or *has* + the past participle of the verb.

I *have lived* here for ten years.

The train *has arrived* at the station.

Sometimes the subject of the verb is contracted with *have* or *has*.

I have ⇒ I've      the train has ⇒ the train's

### KWA KISWAHILI

The perfect tense is called **tensi timilifu**. Its tense marker is **-me-**, which occurs after the subject marker and before the verb. The rule for forming the perfect tense verb is the same for every subject marker, including all the noun classes.

For monosyllabic verbs, use the verbal noun form of the verb.





## REVIEW

Read the following paragraph. Circle the verbs that would be in the perfect tense in Swahili.

“We have wandered up and down this street five times. I think that we are lost,” I said to my friend. “You’ve said that already,” she answered grouchyly. *She has been grumpy all day*, I thought to myself. “Have you ever thought about asking for directions?” I suggested. “We’re late, you know,” I added. “I know,” she answered, “but I have been late before and it didn’t matter.”

## Chapter 27

### NEGATIVE PERFECT

Like all verbs, a perfect tense verb can be negated.

Mariamamu *has not gone* out.

┌───┐  
│ │  
└───┘  
negative perfect tense of the verb *to go*

#### IN ENGLISH

The perfect tense is made negative by putting *not* or *never* between *has* or *have* and the past participle of the verb.

PERFECT TENSE	NEGATIVE PERFECT TENSE
They <i>have been</i> to our new house.	They <i>have not been</i> to our new house.
She <i>has left</i> the country.	She <i>has never left</i> the country.

Sometimes the subject of the verb is contracted with *has* or *have*.

they have ⇒ they've

she has ⇒ she's

Sometimes *have* or *has* is contracted with *not*.

they have not ⇒ they haven't

she has not ⇒ she hasn't





**REVIEW**

Rewrite the following sentences putting verbs in the negative perfect tense.

1. I have been to that store many times.

---

2. We've had a lot of rain this month.

---

3. A boy has fallen down the well.

---

4. **Wameenda msikitini.**  
*(They have gone to the mosque.)*

---

5. **Baisikeli imepotezwa.**  
*(The bicycle has been lost.)*

---

6. **Uhuru umefika.**  
*(Freedom has arrived)*

---

## Chapter 28 FUTURE

The **future** tense is used to express an action that will occur in the future. For example:

I will go to the store later this afternoon.

|  
future tense of the verb *to go*

### IN ENGLISH

The future tense is formed by using the word *will* + the dictionary form of the verb.

The party *will start* tomorrow.

The baby *will crawl* before she walks.

Sometimes the subject of the verb is contracted with *will*.

*I will* ⇒ *I'll*

*you will* ⇒ *you'll*

### KWA KISWAHILI

The future tense is called **wakati ujao**. Its tense marker is **-ta-**. It is formed by combining using the subject marker + the tense marker **-ta-** + the verb. The rule for forming the future tense verb is the same for every subject marker, including all the noun classes.

For monosyllabic verbs, use the verbal noun form of the verb.

a + ta + kua = **atakua** *s/he will grow*  
 |     |     |  
 |     |     verb (to grow; **kukua**)  
 |     |     future tense marker  
 |     |     subject marker (third person singular)

For verbs with more than one syllable, use the dictionary form of the verb.

wa + ta + nenepa = **watanenepa** *(they will get fat)*  
 |     |     |  
 |     |     verb (to get fat; dictionary form)  
 |     |     future tense marker  
 |     |     subject marker (third person plural)

## REVIEW

Use the second person singular (you) to create future tense verbs for each of the infinitive verbs listed below.

INFINITIVE

- a. ENGLISH FUTURE TENSE  
 b. SWAHILI FUTURE TENSE

*to go* **kuenda**

a. \_\_\_\_\_

b. \_\_\_\_\_

*to begin* **kuanza**

a. \_\_\_\_\_

b. \_\_\_\_\_



*to laugh* **kucheka** a. \_\_\_\_\_

b. \_\_\_\_\_

*to walk* **kutembea** a. \_\_\_\_\_

b. \_\_\_\_\_

*to borrow* **kukopa** a. \_\_\_\_\_

b. \_\_\_\_\_

## Chapter 29 NEGATIVE FUTURE

Like all verb tenses, the future tense can be negated.

She will not go to the store later today.

|  
negative future tense of the verb *to go*

### IN ENGLISH

The future tense is made negative by putting the word *not* between the word *will* and the dictionary form of the verb.

FUTURE TENSE	NEGATIVE FUTURE TENSE
The party <i>will start</i> tomorrow	The party <i>will not start</i> tomorrow.
The baby <i>will crawl</i> after she walks.	The baby <i>will not crawl</i> until after she walks.

Sometimes the words *will* and *not* are contracted.

the party will not start ⇒ the party *won't* start  
the baby will not crawl ⇒ the baby *won't* crawl

### KWA KISWAHILI

The negative future tense is called **wakati ujao kanusho**. It is formed by using the negative prefix *ha-* + the subject marker + the tense marker *-ta-* + the verb.



ha + a + ta + zungumza = **hatazungumza** (*s/he will not converse*)  
   |      |      |          |  
           tense marker (future)  
           subject marker (third person singular)  
 negative prefix

The only subject that forms the past negative differently is the first person singular (I). Instead of adding the negative prefix *ha-*, the first person singular uses the negative subject marker *si-* in place of its positive singular marker *ni-*.

si + ta + lala = **sitalala** (*I will not sleep*)  
   |      |      |  
           tense marker (future)  
 negative subject marker (first person singular)

---

## REVIEW

Rewrite the following sentences using the negative future tense.

1. *Class will begin at 10 a.m.*

---

2. *The new store will open next week.*

---

3. *The warm season will be very humid this year.*

---

4. **Safari itakwisha kesho.**

*(The trip will end tomorrow.)*

---

5. **Kitabu kitaanguka chini.**

*(The book will fall down.)*

---

6. **Mti utakua pole pole.**

*(The tree will grow slowly.)*

---

**Chapter 30**  
**THE VERB 'TO BE'**  
**KUWA**

The verb *to be* is an irregular verb, which means that it is conjugated differently than other verbs in some of the tenses. Because it is irregular, it is studied separately from other verbs.

She *is* a good student.  
|  
present tense verb *to be*

**IN ENGLISH**

Like all verbs, the verb *to be* can be conjugated in the present, perfect, past, and future tenses, and in the positive and negative.

**Present Tense**

The verb *to be* conjugated in the present tense is the English verb which changes the most; it has three forms: *am*, *are*, and *is*.

*I am*  
*you are*  
*he, she, it is*

*we are*  
*you all are*  
*they are*

In conversation the subject and the verb *to be* are often contracted.

I am ⇒ I'm

you are ⇒ you're

he is ⇒ he's

she is ⇒ she's

it is ⇒ it's

we are ⇒ we're

they are ⇒ they're

### Negative Present Tense

To negate the present tense of the verb *to be*, simply add the word *not* after the verb *to be*.

*I am not*

*you are not*

*he, she, it is not*

*we are not*

*you all are not*

*they are not*

### Present Tense

There are two forms of the verb *to be* in the perfect tense: *have been* and *has been*.

*I have been*

*you have been*

*he/she/it has been*

*we have been*

*you all have been*

*they have been*

In conversation, the subject is sometimes contracted with the helping verbs *have* and *has*.

*I have been* ⇒ *I've been*  
*you have been* ⇒ *you've been*  
*he has been* ⇒ *he's been*  
*she has been* ⇒ *she's been*  
*it has been* ⇒ *it's been*  
*we have been* ⇒ *we've been*  
*they have been* ⇒ *they've been*

### Negative Present Tense

To negate the perfect tense of the verb *to be*, add the word *not* in between *have* or *has* and the verb *to be*.

<i>I have not been</i>	<i>we have not been</i>
<i>you have not been</i>	<i>you all have not been</i>
<i>he/she/it has not been</i>	<i>they have not been</i>

### Past Tense

There are two forms of the verb *to be* in the past tense: *was* and *were*.

<i>I was</i>	<i>we were</i>
<i>you were</i>	<i>you all were</i>
<i>he/she/it was</i>	<i>they were</i>



### Negative Past Tense

To negate the past tense of the verb *to be*, add the word *not* after the verb *to be*.

*I was not*

*you were not*

*he/she/it was not*

*we were not*

*you all were not*

*they were not*

In conversation the verb *to be* and the word *not* are sometimes contracted.

*was not* ⇒ *wasn't*

*were not* ⇒ *we weren't*

### Future Tense

There is only one form of the verb *to be* in the future tense: *will be*.

*I will be*

*you will be*

*he/she/it will be*

*we will be*

*you all will be*

*they will be*

In conversation sometimes the subject is contracted with *will*.

*I will be* ⇒ *I'll be*

*you will be* ⇒ *you'll be*

*he will be* ⇒ *he'll be*

*she will be* ⇒ *she'll be*

*it will be* ⇒ *it'll be*

*we will be* ⇒ *we'll be*

*they will be* ⇒ *they'll be*

### Negative Future Tense

To negate the future tense of the verb *to be*, add the word *not* in between the word *will* and the verb *to be*.

I <i>will not be</i>	we <i>will not be</i>
you <i>will not be</i>	you all <i>will not be</i>
he/she/it <i>will not be</i>	they <i>will not be</i>

In conversation sometimes the words *will* and *not* are contracted.

*will not be* ⇒ *won't be*

### KWA KISWAHILI

The verb *to be* is **kuwa**; this is the verbal noun form of the word. Like all verbs, the verb *to be* can be conjugated in the present, perfect, past, and future tenses. It is only irregular in the present tense; the other tenses follow the same rules as most verbs.

### Present Tense

The verb *to be*, conjugated in the present tense, has only one form for all subjects, including all the noun classes: **ni**.

**Mimi ni mwanafunzi.** *I am a student.*

**Wewe ni mwanafunzi.** *You are a student.*

**Yeye ni mwanafunzi.** *He or she is a student.*

**Sisi ni wanafunzi.** *We are students.*

**Ninyi ni wanafunzi.** *You all are students.*

**Wao ni wanafunzi.** *They are students.*

**Kiti ni kigumu.** *The chair is hard.* (class 7)

**Mahali ni pazuri.** *The place is nice.* (class 16)

### Negative Present Tense

To negate the present tense of the verb *to be*, the word *si* is used for all subjects, including all the noun classes.

**Mimi *si* daktari.** *I am not a doctor.*

**Wewe *si* daktari.** *You are not a doctor.*

**Yeye *si* daktari.** *He/she is not a doctor.*

**Sisi *si* daktari.** *We are not doctors.*

**Ninyi *si* daktari.** *You all are not doctors.*

**Wao *si* daktari.** *They are not doctors.*

**Hii *si* migomba.** *These are not banana trees. (class 4)*

### Perfect Tense

To form the perfect tense of the verb *to be*, follow the rules for forming the perfect tense from monosyllabic verbs.

subject marker + *-me-* perfect tense marker + *kuwa*

**nimekuwa** *I have been*

**umekuwa** *you have been*

**wamekuwa** *they have been (class 2)*

**yamekuwa** *they have been (class 6)*

### Negative Perfect Tense

There are two possible ways to negate the perfect tense of the verb *to be*. One way is to follow the rules for negating the perfect tense of monosyllabic verbs.

negative prefix *ha-* + subject marker + *-ja-* tense marker + *wa*

**hatujawa** *we haven't been*  
**hamjawa** *you all haven't been*  
**hawajawa** *they haven't been* (class 2)  
**hazijawa** *they haven't been* (class 10)

Or you can keep the *ku-* prefix of the verbal noun form of the verb *kuwa*.

negative prefix *ha-* + subject marker + *-ja-* tense marker + *kuwa*

**hatujakuwa** *we haven't been*  
**hamjakuwa** *you all haven't been*  
**hawajakuwa** *they haven't been* (class 2)  
**hazijakuwa** *they haven't been* (class 10)

Remember that the formation of the first person (I), second person (you) and third person (he or she) is slightly different.

**sijawa** or **sijakuwa** *I haven't been*  
**hujawa** or **hujakuwa** *you haven't been*  
**hajawa** or **hajakuwa** *he/she hasn't been*

### Past Tense

To form the past tense of the verb *to be*, follow the rules for forming the past tense from monosyllabic verbs.

subject marker + *-li-* tense marker + *kuwa*

**alikuwa** *he was*  
**tulikuwa** *we were*  
**mlikuwa** *you all were*  
**ilikuwa** *they were (class 4) or it was (class 9)*

### Negative Past Tense

To negate the past tense of the verb *to be*, follow the rules for forming the negative past tense from monosyllabic verbs.

negative prefix *ha-* + subject marker + *-ku-* tense marker  
 + *wa*

**hatukuwa** *we weren't*  
**hamkuwa** *you all weren't*  
**hawakuwa** *they weren't (class 2)*  
**halikuwa** *it wasn't (class 5)*

Remember that the formation of the first person (I), second person (you) and third person (he or she) are slightly different.

**sikuwa** *I wasn't*  
**hukuwa** *you weren't*  
**hakuwa** *he or she wasn't*

### Future Tense

To form the future tense of the verb *to be*, follow the rules for forming the future tense from monosyllabic verbs.

subject marker + *-ta-* tense marker + *kuwa*

**watakuwa** *they will be (class 2)*  
**utakuwa** *it will be (class 11 or 14)*  
**zitakuwa** *they will be (class 10)*  
**kutakuwa** *it will be (class 15)*

### Negative Future Tense

To negate the future tense of the verb *to be*, follow the rules for forming the negative future tense from monosyllabic verbs.

negative prefix *ha-* + subject marker + *-ta-* tense marker + *kuwa*

**hamtakuwa** *you all will not be*

**hawatakuwa** *they will not be* (class 2)

**hazitakuwa** *they will not be* (class 10)

**hakutakuwa** *it will not be* (class 15)

Remember that the formation of the first person (I), second person (you) and third person (he or she) are slightly different.

**sitakuwa** *I will not be*

**hutakuwa** *you will not be*

**hatakuwa** *he or she will not be*

**REVIEW**

Fill in the blanks to conjugate the verb *to be* in both English and Swahili.

a. *I \_\_\_\_\_ a teacher.*

b. **Mimi \_\_\_\_\_ mwalimu.**

1. present tense

a. \_\_\_\_\_

b. \_\_\_\_\_

2. negative present

a. \_\_\_\_\_

b. \_\_\_\_\_

3. perfect tense

a. \_\_\_\_\_

b. \_\_\_\_\_

4. negative perfect

a. \_\_\_\_\_

b. \_\_\_\_\_

5. past tense

a. \_\_\_\_\_

b. \_\_\_\_\_

6. negative past

a. \_\_\_\_\_

b. \_\_\_\_\_

7. future tense a. \_\_\_\_\_

b. \_\_\_\_\_

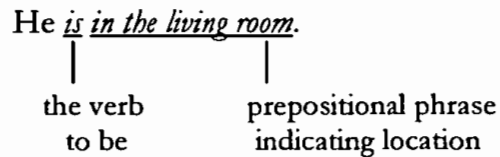
8. negative future a. \_\_\_\_\_

b. \_\_\_\_\_



## Chapter 31 THE LOCATIVE VERB 'TO BE'

One use of the verb *to be* is to state a noun's location. For example:



### IN ENGLISH

In order to express a noun's location, use the verb *to be* with a preposition or a prepositional phrase. These prepositions include *at, in, on, above, below, near, under, behind, among, between, beside, etc.*. The prepositional phrases include *next to, in front of, to the side, etc.* Regardless of the preposition used, the verb *to be* is conjugated normally. (See Chapter 30, The Verb 'to be'.)

*I am in the house.*

*I have been among the trees.*

*I was on the roof.*

*I will be under the awning.*

*I am not in the house*

*I have not been among the trees.*

*I was not on the roof.*

*I will not be under the awning.*

### KWA KISWAHILI

In order to express a noun's location, a locative suffix is added to the verb *to be*, **kuwa**. There are three locative suffixes: **-po**, **-ko** and **-mo**. These form three locative verbs: **kuwapo**, **kuwako**, and **kuwamo**.

The suffix **-po** is used to refer to either a specific location or one that is close to the speaker. It is used even if the verb is followed by a word that means *here*.

**Majengo yapo hapa.**

*The buildings are here.*

**Nitakuwapo Dar es Salaam.**

*I will be (here) in Dar es Salaam.*

The suffix **-ko** is used to refer to either a general location or one that is far from the speaker.

**Alikuwako maktabani.** *He was at the library.*

**Miti iko msituni.** *The trees are in the forest.*

The suffix **-mo** is used to refer to emphasize that the noun is inside or on the surface of a location.

**Kitabu kimo mfukoni.**

*The book is in the bag.*

**Glasi ilikuwamo mezani.**

*The glass was on the table.*

As you can see, the **-po**, **-ko**, and **-mo** suffixes can be used to translate the English prepositions *in*, *at*, or *on*. Other prepositions and prepositional phrases will be translated using Swahili prepositions in combination with the locative verbs.

**Alikuwako baina yetu.** *She was between us.*

locative verb suffix      preposition (**baina**, *between*)

### Present Tense

To form the present tense of the locative verb, combine the subject marker + the locative suffix. The only subject marker that is different from the ones you have already learned is the third person singular (he or she; class 1) which is **yu-** instead of **a-**.

<b>KUWAPO</b>	<b>KUWAKO</b>	<b>KUWAMO</b>
<b>nipo</b> <i>I am here</i>		<b>nimo</b> <i>I am inside</i>
<b>upo</b> <i>you are here</i>	<b>uko</b> <i>you are there</i>	<b>umo</b> <i>you are inside</i>
<b>yupo</b> <i>s/he is here</i>	<b>yuko</b> <i>s/he is there</i>	<b>yumo</b> <i>s/he is inside</i>
<b>tupo</b> <i>we are here</i>		<b>tumo</b> <i>we are inside</i>
<b>mipo</b> <i>you all are here</i>	<b>mko</b> <i>you all are there</i>	<b>mmo</b> <i>you all are inside</i>
<b>wapo</b> <i>they are here</i>	<b>wako</b> <i>they are there</i>	<b>wamo</b> <i>they are inside</i>
<b>lipo</b> <i>it is here</i> (class 5)	<b>liko</b> <i>it is there</i> (class 5)	<b>limo</b> <i>it is inside</i> (class 5)

### Negative Present Tense

To negate the present tense of the locative verb, add the negative prefix **ha-**. Remember that the first person singular (I), second person singular (you), and third person singular (he or she) have slightly different negative prefixes.

<b>KUWAPO</b>	<b>KUWAKO</b>	<b>KUWAMO</b>
<b>sipo</b> <i>I am not here</i>		<b>simo</b> <i>I am not inside</i>
<b>hupo</b> <i>you are not here</i>	<b>huko</b> <i>you are not there</i>	<b>humo</b> <i>you are not inside</i>
<b>hayupo</b> <i>he/she is not here</i>	<b>hayuko</b> <i>he/she is not there</i>	<b>hayumo</b> <i>he/she is not inside</i>
<b>hatupo</b> <i>we are not here</i>		<b>hatumo</b> <i>we are not inside</i>
<b>hampo</b> <i>you all are not here</i>	<b>hamko</b> <i>you all are not there</i>	<b>hammo</b> <i>you all are not inside</i>
<b>hawapo</b> <i>they are not here</i>	<b>hawako</b> <i>they are not there</i>	<b>hawamo</b> <i>they are not inside</i>
<b>halipo</b> <i>it is not here</i> (class 5)	<b>haliko</b> <i>it is not there</i> (class 5)	<b>halimo</b> <i>it is not inside</i> (class 5)

### Other Tenses

Only in the present tense and negative present tense is the locative verb conjugated differently from the regular verb **kuwa**. All other tenses are conjugated in the same way as they are for the verb **kuwa**, but **-po**, **-ko**, or **-mo** are added as suffixes.

PERFECT

**wamekuwapo**  
*they have been here*

NEGATIVE PERFECT

**hawajawapo**  
*they have not been here*

PAST

**walikuwako**  
*they were there*

NEGATIVE PAST

**hawakuwako**  
*they were not there*

FUTURE	<b>watakuwamo</b> <i>they will be inside</i>
NEGATIVE FUTURE	<b>hawatakuwamo</b> <i>they will not be inside</i>

---

### REVIEW

Circle the locative suffix you would use if translating these sentences into Swahili.

- |   |             |
|---|-------------|
| 1. <i>The boys are at the pool.</i>                           | -po -ko -mo |
| 2. <i>I am at home.</i>                                       | -po -ko -mo |
| 3. <i>Where are you?</i>                                      | -po -ko -mo |
| 4. <i>We are in Kenya.</i>                                    | -po -ko -mo |
| 5. <i>Mt. Kilimanjaro is in Tanzania.</i>                     | -po -ko -mo |
| 6. <i>The oranges are in the sack.</i>                        | -po -ko -mo |
| 7. <i>What is biting you is in your clothes.<sup>12</sup></i> | -po -ko -mo |
| 8. <i>We are in the store.</i>                                | -po -ko -mo |
| 9. <i>The university is right here.</i>                       | -po -ko -mo |
| 10. <i>The library is right over there.</i>                   | -po -ko -mo |

---

<sup>12</sup> An English translation of a Swahili proverb.

## Chapter 32

### THE VERB 'TO HAVE'

The verb *to have* is used to indicate that one noun possesses another noun. It is an **irregular verb**, which means that it is conjugated differently than other verbs in some tenses. Because it is irregular, it is studied separately from other verbs.

I *have* a dog.

|  
present tense

I *had* a dog.

|  
past tense

I *will have* a dog.

|  
future tense

#### IN ENGLISH

Like all verbs, the verb *to have* can be conjugated in the present, perfect, past, and future tenses, and in the positive and negative.

#### Present Tense

The verb *to have*, conjugated in the present tense, has two forms: *have* and *has*.

I *have*

you *have*

he, she, it *has*

we *have*

you all *have*

they *have*

### Negative Present Tense

To negate the present tense of the verb *to have*, add the words *do not* before the verb *have*.

*I do not have*

*you do not have*

*he, she, it does not have*

*we do not have*

*you all do not have*

*they do not have*

In conversation sometimes the words *do* or *does* are contracted with the word *not*.

*do not have* ⇒ *don't have*

*does not have* ⇒ *doesn't have*

### Perfect Tense

There are two forms of the verb *to have* in the perfect tense: *have had* and *has had*.

*I have had*

*you have had*

*he/she/it has had*

*we have had*

*you all have had*

*they have had*

In conversation sometimes the subject is contracted with the helping verbs *have* and *has*.

*I have had* ⇒ *I've had*

*you have had* ⇒ *you've had*

*he has had* ⇒ *he's had*

*she has had* ⇒ *she's had*

*it has had* ⇒ *it's had*

*we have had* ⇒ *we've had*

*they have had* ⇒ *they've had*

**Negative Perfect Tense**

To negate the perfect tense of the verb *to have*, add the word *not* in between *have* or *has* and the verb *had*.

*I have not had*  
*you have not had*  
*he/she/it has not had*

*we have not had*  
*you all have not had*  
*they have not had*

In conversation sometimes the words *have* or *has* are contracted with *not*.

*have not had* ⇒ *haven't had*  
*has not had* ⇒ *hasn't had*

**Past Tense**

There is only one form of the verb *to have* in the past tense: *had*.

*I had*  
*you had*  
*he/she/it had*

*we had*  
*you all had*  
*they had*

**Negative Past Tense**

To negate the past tense of the verb *to have*, add the words *did not* before the verb *have*.

*I did not have*  
*you did not have*  
*he/she/it did not have*

*we did not have*  
*you all did not have*  
*they did not have*



In conversation the words *did* and *not* are sometimes contracted.

*did not have* ⇒ *didn't have*

### Future Tense

There is only one form of the verb *to have* in the future tense: *will have*.

*I will have*

*you will have*

*he/she/it will have*

*we will have*

*you all will have*

*they will have*

In conversation sometimes the subject is contracted with *will*.

*I will have* ⇒ *I'll have*

*you will have* ⇒ *you'll have*

*he will have* ⇒ *he'll have*

*she will have* ⇒ *she'll have*

*it will have* ⇒ *it'll have*

*we will have* ⇒ *we'll have*

*they will have* ⇒ *they'll have*

### Negative Future Tense

To negate the future tense of the verb *to have*, add the word *not* in between the word *will* and the verb *have*.

*I will not have*  
*you will not have*  
*he/she/it will not have*

*we will not have*  
*you all will not have*  
*they will not have*

In conversation sometimes the words *will* and *not* are contracted to form the word *won't*.

*I will not have* ⇒ *I won't have*  
*you will not have* ⇒ *you won't have*  
*he/she/it will not have* ⇒ *he/she/it won't have*  
*we will not have* ⇒ *we won't have*  
*they will not have* ⇒ *they won't have*

### **KWA KISWAHILI**

The verb *to have* is used to indicate that one noun possesses another noun. It is an irregular verb, which means that it is conjugated differently than other verbs in some tenses. Because it is irregular, it is studied separately from other verbs.

The infinitive of the verb *to have* in Swahili is **kuwa na**, which literally means *to be with*. It is considered an irregular verb because, only most verbs, in the present tense the conjugated verb is not formed from this infinitive. Instead, in the present tense the verb acts as if its infinitive is **kuna**.

Like all verbs, the verb *to have* can be conjugated in the present, perfect, past, and future tenses, and in the positive and negative.



### Perfect Tense

To form the perfect tense of the verb *to have*, follow the rules for forming the perfect tense from monosyllabic verbs.

subject marker + *-me-* perfect tense marker + *kuwa na*

**nimekuwa na** *I have had*

**umekuwa na** *you have had*

**wamekuwa na** *they have had* (class 2)

**yamekuwa na** *they have had* (class 6)

### Negative Perfect Tense

There are two possible ways to negate the perfect tense of the verb *to have*. One way is to follow the rules for negating the perfect tense of monosyllabic verbs.

negative prefix *ha-* + subject marker + *-ja-* tense marker + *wa na*

**hatujawa na** *we haven't had*

**hamjawa na** *you all haven't had*

**hawajawa na** *they haven't had* (class 2)

**hazijawa na** *they haven't had* (class 10)

Or you can keep the **ku-** prefix of the verbal noun form of the verb **kuwa na**.

negative prefix *ha-* + subject marker + *-ja-* tense marker + *kuwa na*

**hatujakuwa na** *we haven't had*  
**hamjakuwa na** *you all haven't had*  
**hawajakuwa na** *they haven't had* (class 2)  
**hazijakuwa na** *they haven't had* (class 10)

Remember that the formation of the first person (I), second person (you) and third person (he or she) is slightly different.

**sijawa na** or **sijakuwa na** *I haven't had*  
**hujawa na** or **hujakuwa na** *you haven't had*  
**hajawa na** or **hajakuwa na** *he/she hasn't had*

### Past Tense

To form the past tense of the verb *to have*, follow the rules for forming the past tense from monosyllabic verbs.

subject marker + *-li-* tense marker + *kuwa na*

**alikuwa na** *he had*  
**tulikuwa na** *we had*  
**mlikuwa na** *you all had*  
**ilikuwa na** *they had* (class 4) or *it had* (class 9)

### Negative Past Tense

To negate the past tense of the verb *to be*, follow the rules for forming the negative past tense from monosyllabic verbs.

negative prefix *ha-* + subject marker + *-ku-* tense marker  
+ *wa na*

**hatukuwa na** *we did not have*  
**hamkuwa na** *you all did not have*  
**hawakuwa na** *they did not have* (class 2)  
**halitakuwa na** *it didn't have* (class 5)

Remember that the formation of the first person (I), second person (you) and third person (he or she) are slightly different.

**sikuwa na** *I didn't have*  
**hukuwa na** *you didn't have*  
**hakuwa na** *he or didn't have*

### Future Tense

To form the future tense of the verb *to be*, follow the rules for forming the future tense from monosyllabic verbs.

subject marker + *-ta-* tense marker + *kuwa na*

**watakuwa na** *they will have* (class 2)  
**utakuwa na** *it will have* (class 11 or 14)  
**zitakuwa na** *they will have* (class 10)  
**kutakuwa na** *it will have* (class 15)

### Negative Future Tense

To negate the future tense of the verb *to have*, follow the rules for forming the negative future tense from monosyllabic verbs.

negative prefix *ha-* + subject marker + *-ta-* tense marker +  
*kuwa na*

**hamtakuwa na** *you all will not have*

**hawatakuwa na** *they will not have* (class 2)

**hazitakuwa na** *they will not have* (class 10)

**hakutakuwa na** *it will not have* (class 15)

Remember that the formation of the first person (I), second person (you) and third person (he or she) are slightly different.

**sitakuwa na** *I will not have*

**hutakuwa na** *you will not have*

**hatakuwa na** *he or she will not have*

### REVIEW

Fill in the blanks to conjugate the verb *to have* in both English and Swahili.

a. You \_\_\_\_\_ a book.

b. Wewe \_\_\_\_\_ kitabu.

1. present tense a. \_\_\_\_\_

b. \_\_\_\_\_

2. negative present a. \_\_\_\_\_

- b. \_\_\_\_\_
- 3. perfect tense
  - a. \_\_\_\_\_
  - b. \_\_\_\_\_
- 4. negative perfect
  - a. \_\_\_\_\_
  - b. \_\_\_\_\_
- 5. past tense
  - a. \_\_\_\_\_
  - b. \_\_\_\_\_
- 6. negative past
  - a. \_\_\_\_\_
  - b. \_\_\_\_\_
- 7. future tense
  - a. \_\_\_\_\_
  - b. \_\_\_\_\_
- 8. negative future
  - a. \_\_\_\_\_
  - b. \_\_\_\_\_



## Chapter 33 AUXILIARY VERBS

A verb is called an **auxiliary verb** or **helping verb** when it helps another verb form one of its tenses. (See Chapter 21, *Introduction to Verbs and Verb Tenses*, and Chapter 43, *Compound Tenses*.) When it is used alone, it functions as a **main verb**.

His mother *is* *cooking* rice.  
|           |  
auxiliary main verb  
verb  
┌───────────┐  
verb phrase

His mother *is* a Muslim.  
|  
main verb

Juma *has* *left* the room.  
|           |  
auxiliary main verb  
verb  
┌───────────┐  
verb phrase

Juma *has* a bicycle.  
|  
main verb

The students *did* *understand*.  
|           |  
auxiliary main verb  
verb  
┌───────────┐  
verb phrase

The students *did* homework.  
|  
main verb

An auxiliary verb plus a main verb form a **compound verb**, also called a **verb phrase**.

## IN ENGLISH

There are several auxiliary verbs: forms of *to have*, *to be*, and *to do*, as well as a series of auxiliary words such as *will*, *would*, *may*, *might*, *must*, *can*, and *could*, which are used to change the meaning of the main verb.

Auxiliary verbs and words serve seven purposes:

1. to indicate the tense of the main verb in a verb phrase.  
See Chapter 21, *Introduction to Verb and Verb Tenses*.

**present**      His mother is *cooking* rice.

|  
auxiliary *to be* |  
└──────────┘  
verb phrase

**perfect**      Juma has *left* the room.

|  
auxiliary *to have* |  
└──────────┘  
verb phrase

**future**      We will *swim* after lunch.

|  
auxiliary *will* |  
└──────────┘  
verb phrase

2. to help form the perfect tenses. See Chapter 43, *Compound Tenses*.

Juma has left the room.

┌───┐  
└───┘  
perfect

We had visited her in the hospital.

┌───┐  
└───┘  
past perfect

3. to help form the progressive forms of the present, past, and future tenses. See Chapter 22, *Present*, and Chapter 43, *Compound Tenses*.

His mother is cooking rice.

┌───┐  
└───┘  
present progressive

She was watching a movie.

┌───┐  
└───┘  
past progressive

They will be travelling.

┌───┐  
└───┘  
future progressive

4. to indicate the passive voice. See Chapter 44.

Sudi is liked by his classmates.

┌───┐  
└───┘  
present passive

She was seen riding her bicycle.

┌───┐  
└───┘  
past passive

5. to help form questions and to make sentences negative.  
See Chapters 49 and 50.

*Does Zakia like* breadfruit?  
*Zakia does not like* breadfruit.

6. to help form the emphatic forms of the present and past tenses. See Chapter 22, *Present*, and Chapter 24, *Past Tense*.

His mother *does like* to cook rice.

┌───┐  
│  
present emphatic

Juma *did leave* the room.

┌───┐  
│  
past emphatic

5. to help form ideas of possibility or probability. See Chapter 39, *The Subjunctive Mood*.

Our friends *may visit* next week.

### KWA KISWAHILI

Most tenses or ideas that are composed of a verb phrase in English are expressed by a single verb in Swahili.

His mother *is cooking* rice.

- in English: present progressive
- in Swahili: present → **anapika** or **apika**

Juma has left the room.

- in English: perfect
- in Swahili: perfect → **ameondoka**

We will swim after lunch.

- in English: future
- in Swahili: future → **tutaogolea**

Sudi is liked by his classmates.

- in English: present passive
- in Swahili: present passive → **anapendwa**

She was seen riding her bicycle.

- in English: past passive
- in Swahili: past passive → **alionwa**

Does Zakia like breadfruit?

- in English: present interrogative
- in Swahili: present → **anapenda**

Zakia does not like breadfruit.

- in English: present negative
- in Swahili: present negative → **hapendi**

His mother does like to cook rice.

- in English: present emphatic
- in Swahili: present → **anapenda** or **apenda**

Our friends may visit next week.

- in English: subjunctive
- in Swahili: present conditional → **wangetembelea**

Perfect and progressive forms, however, are expressed with a **verb phrase** or **compound tense**, which are explained in Chapter 43. In verb phrases, the verb **kuwa** (to be) functions as an auxiliary verb.

**Tulikuwa tukienda shuleni.**

*We were going to school.*

---

### REVIEW

Underline the verbs and verb phrases in the following paragraph. Circle the auxiliary verbs.

Because Chausika was always asking his wife to go to the shop, his brother Mashaka had thought about buying him a bicycle. Mashaka went to the local bicycle repair shop and tried to buy a used bicycle. After bargaining he was finally able to get the bike for a good price. “My brother will ride this bike every day,” he thought to himself. Now Chausika does not need to ask his wife to go to the shop.

## Chapter 34 OBJECTS

The **object** of a sentence is the person, idea or object toward whom or which the action of the verb is directed. It answers the question *whom?* or *what?* asked after a verb or preposition.

*Alwiya enters the school.*

          |          |  
      verb      direct object

- Alwiya enters *what?* The school.
- *The school* is the direct object of the verb *enters*.

*Adija walked toward Juma's house.*

          |                  |  
      verb                  object of a preposition

- Adija walked *toward what?* Juma's house.
- *Juma's house* is the object of the preposition *toward*.

*The old man will mail the letter to me.*

          |          |          |  
      verb      direct      indirect object  
                  object

- The old man will mail *what?* The letter.
- *The letter* is the direct object of the verb *will mail*.
- The old man will mail the letter *to whom?* Me.
- *Me* is the indirect object of the verb *will mail*.

The three types of objects will be studied separately: **direct object** (Chapter 35), **indirect object** (Chapter 36), and **object of the preposition** (Chapter 48).

### IN ENGLISH

An **object** is a noun or a pronoun.

*Fatma loves Suhail.*  
 |  
 noun  
 Whom does Fatma love? Suhail.

*Fatma loves him.*  
 |  
 pronoun  
 Whom does Fatma love? Him.

### KWA KISWAHILI

An object is called **mtenda** or **shamirisho**. The plural, *objects*, are **watenda** or **shamirisho**.

An object can be a noun or pronoun, but it can also be represented by an object marker that agrees with the noun or pronoun in class.

**Fatma anampenda Suhail.** *Fatma loves Suhail.*  
**Fatma anampenda yeye.** *Fatma loves him.*  
**Fatma anampenda.** *Fatma loves him.*

Every personal pronoun and every noun class has an object marker that can be used to express a direct object. An object marker is called **kiambishi kati cha shamirisho**; the plural is **viambishi kati vya shamirisho**.



<u>OBJECT</u>	<u>OBJECT MARKER</u>	<u>VERB WITH OBJECT MARKER</u>
<i>me</i>	-ni-	<b>anani<u>p</u>enda</b> <i>s/he loves me</i>
<i>you</i>	-ku-	<b>anaku<u>p</u>enda</b> <i>s/he loves you</i>
<i>him/ her (class 1)</i>	-m- or -mw-	<b>anamu<u>p</u>enda</b> <i>s/he loves him/ her</i>
<i>us</i>	-tu-	<b>anatu<u>p</u>enda</b> <i>s/he loves us</i>
<i>you all</i>	-wa- or -ku	<b>anawap<u>e</u>ndeni</b> <i>s/he loves you all</i>
<i>them (class 2)</i>	-wa-	<b>anawap<u>e</u>nda</b> <i>s/he loves them</i>
<i>it (class 3)</i>	-u-	<b>anau<u>p</u>enda</b> <i>s/he loves it</i>
<i>them (class 4)</i>	-i-	<b>ana<u>i</u>penda</b> <i>s/he loves it</i>
<i>it (class 5)</i>	-li-	<b>anal<u>i</u>penda</b> <i>s/he loves it</i>
<i>them (class 6)</i>	-ya-	<b>anayap<u>e</u>nda</b> <i>s/he loves it</i>
<i>it (class 7)</i>	-ki-	<b>anaki<u>p</u>enda</b> <i>s/he loves it</i>
<i>them (class 8)</i>	-vi-	<b>anavi<u>p</u>enda</b> <i>s/he loves it</i>
<i>it (class 9)</i>	-i-	<b>ana<u>i</u>penda</b> <i>s/he loves it</i>
<i>them (class 10)</i>	-zi-	<b>anzap<u>i</u>penda</b> <i>s/he loves it</i>
<i>it (class 11)</i>	-u-	<b>anau<u>p</u>enda</b> <i>s/he loves it</i>
<i>it (class 14)</i>	-u-	<b>anau<u>p</u>enda</b> <i>s/he loves it</i>

<i>it</i> (class 15)	<b>-ku-</b>	<b>anak<u>u</u>penda</b> <i>s/he loves it</i>
<i>it</i> (class 16)	<b>-pa-</b>	<b>anap<u>a</u>penda</b> <i>s/he loves it</i>
<i>it</i> (class 17)	<b>-ku-</b>	<b>anak<u>u</u>penda</b> <i>s/he loves it</i>
<i>it</i> (class 18)	<b>-mu-</b>	<b>anam<u>u</u>penda</b> <i>s/he loves it</i>

The object marker goes between the tense marker and the dictionary form of the verb, following this structure:

subject marker + tense marker + object marker + dictionary form of the verb

Object markers can be used with any tense, in the affirmative or negative.

present	<b>nam<u>w</u>ona or ninam<u>w</u>ona</b> <i>I see him</i>
present negative	<b>sim<u>w</u>oni</b> <i>I don't see him</i>
perfect	<b>nimem<u>w</u>ona</b> <i>I have seen him</i>
perfect negative	<b>sijam<u>w</u>ona</b> <i>I haven't seen him</i>
past	<b>nilim<u>w</u>ona</b> <i>I saw him</i>
past negative	<b>sikum<u>w</u>ona</b> <i>I didn't see him</i>
future	<b>nitam<u>w</u>ona</b> <i>I will see him</i>
future negative	<b>sitam<u>w</u>ona</b> <i>I will not see him</i>

There are three situations in which object markers are used.

1. An object marker must be used when the direct object is a person or a personal pronoun.

**Tunamufahamu Adija.** *We know Adija.*

**Tunamufahamu yeye.** *We know her.*

**Tunamufahamu.** *We know her.*

2. If the direct object is understood, an object marker can be used in place of the noun that is the direct object; in this case it functions like a pronoun in English.

instead of: **Walinunua vitabu.** *They bought books.*

you can say: **Walivinunua.** *They bought them.*

3. An object marker can be used together with a direct object for emphasis.

**Alizitaka ndizi.** *He wanted bananas (as opposed to apples).*

**REVIEW**

Underline the objects in the sentences below.

1. I took Zakia to the party in town.
2. Abunawas bought a donkey at the market.
3. The rooster crowed at dawn, waking the whole family.
4. Bring your books to class tomorrow.
5. The teacher invited us to her house for a party.

## Chapter 35 DIRECT OBJECTS

A **direct object** is an object that receives the action of the verb directly. It answers the question *whom?* or *what?* asked after the verb.

*Musa is reading the book.*

- Musa is reading what? The book.
- *The book* is the direct object.

*Mariamamu likes Usi.*

- Mariamamu likes whom? Usi.
- *Usi* is the direct object.

Verbs can be classified according to whether or not they take a direct object.

A **transitive verb** is a verb that takes a direct object. It is indicated by the abbreviation *v.t.* (verb transitive) in dictionaries. You learned about transitive verbs in Chapter 21 (Introduction to Verbs and Verb Tenses).

*Juma loves Adija.*  
|            |  
transitive direct object

An **intransitive verb** is a verb that does not take a direct object. It is indicated by the abbreviation *v.i.* (verb intransitive) in dictionaries. You learned about intransitive verbs in Chapter 21 (Introduction to Verbs and Verb Tenses).

*Juma fell.*  
|  
intransitive

## IN ENGLISH

A **direct object** is a noun or pronoun that receives the action of the verb without a preposition between the verb and the noun or pronoun object.

*Lubaya is building a new house.*  
|                    |  
verb                direct object

*The teacher likes her.*  
|            |  
verb        direct object

## KWA KISWAHILI

A direct object is called **shamirisho yambwa**. As in English, a direct object is a noun or pronoun that receives the action of the verb directly, without a preposition. (Prepositions are explained in Chapter 47.) It answers the question **nani?** (*who?*) or **nini?** (*what?*) asked after the verb.

**Nilikopa pesa.** *I borrowed money.*

- **Nilikopa nini? Pesa.**
- No preposition separates **pesa** from the verb **kukopa**.
- Therefore, **pesa** is the direct object.

**Abdul atanunua machungwa.** *Abdul will buy oranges.*

- **Atanunua nini? Machungwa.**
- No preposition separates **machungwa** from the verb **kununua**.
- Therefore, **machungwa** is the direct object.

As with English verbs, Swahili verbs can be transitive or intransitive depending on whether or not they are followed by a direct object.

The object marker, covered in Chapter 34, is used only for direct objects.

### TAKE NOTE

English and Swahili do not have the same relationship between a verb and its object. For example, a verb may take an indirect object in English but a direct object in Swahili, or an object of a preposition in English but a direct object in Swahili. Therefore, when you learn a Swahili verb it is important to find out if its meaning incorporates a preposition. Your textbook and dictionaries will indicate when the meaning of a Swahili verb incorporates a preposition.

Here are some differences you are likely to encounter.

1. ENGLISH: object of a preposition ⇒  
SWAHILI: direct object

He is looking *for coffee*.

- Function in English: object of a preposition
- *He is looking for what? Coffee.*
- *Coffee* is the object of the preposition *for*.

**Anatafuta kahawa.**

- Function in Swahili: direct object
- **Anatafuta nini? Kahawa.**
- The verb **kutafuta** is not followed by a preposition; therefore, its object is a direct object.

Many common verbs require an object of a preposition in English, but a direct object in Swahili.

<i>to look at</i>	<b>kuangalia</b>
<i>to wait for</i>	<b>kusubiri</b>

2. ENGLISH: indirect object ⇒SWAHILI: direct object

We gave *him* five hundred shillings.

- Function in English: indirect object
- *We gave books to whom? Him*
- *Him* is the indirect object of the verb *to give* (*five hundred shillings* is the direct object).



**Tulimpa shilingi mia tano.**

- Function in Swahili: direct object.
- **Tulimpa nani shilingi mia tano? Yeye** (expressed with the class 1 object marker *-m*).
- The verb **kupa** is not followed by a preposition; therefore; its object is a direct object.

Several common verbs require an indirect object in English but a direct object in Swahili.

<i>to listen to</i>	<b>kusikiliza</b>
<i>to give to</i>	<b>kupa</b>

---

**REVIEW**

Underline the direct object in each of the following sentences.

1. She gave me a present.
2. Zulekha is reading the newspaper.
3. Pili will drive the car.
4. Hud visited his grandmother.
5. Ammar wrote a letter to his sister.



Some verbs are naturally prepositional, like **kupa**, which means *to give*.

**Uilimpa daktari pesa zangu.**

*You gave the doctor my money.*

- **Ulimpa daktari nini? Pesa zangu.**

Other verbs are made prepositional with an **applied extension**, also known as a **prepositional extension** or **mnyambuliko wa kufanyia**.

**Babangu alininulia baisikeli.**

*My father bought me a bicycle.*

- **Babangu alininulia nini? Baisikeli.**
- **kununulia** = to buy for (from **kununua**, to buy)

Prepositional verbs are explained in Chapter 41 (Verb Extensions).

## REVIEW

Underline the indirect object in each of the following sentences.

1. Lioba read a story to her grandmother in the hospital.
2. I sent a letter to my family last week.
3. The teacher gave me a good grade in the course.
4. The children will speak to you about borrowing your toy.
5. Juma drove the car to the store.

## Chapter 37

### INTRODUCTION TO MOOD

In the grammatical sense, **mood** is a term applied to verb tenses. Different moods serve different purposes. For instance, the verb tenses which state a fact belong to one mood, and the verb tense which gives orders belongs to another. Some moods have multiple tenses, while others have only one tense. For example:

*You are studying.* (indicative mood)

*Study!* (imperative mood)

*I wish you would study.* (subjunctive mood)

You should recognize the names of moods so that you will know what your Swahili textbook is referring to when it uses these terms. You will learn when to use the various moods as you learn verbs and their tenses.

#### IN ENGLISH

Verbs can be in one of three moods.

1. The **indicative mood** is used to state the factual action of the verb. This is the most common mood, and most of the verb forms that you use in everyday conversation belong to the indicative mood. The majority of the tenses studied in this book belong to the indicative mood: for instance, the present tense (Chapter 22), the perfect tense (Chapter 26), the past tense (Chapter 24), and the future tense (Chapter 28).

Zuhura is travelling to Uganda.

|  
present indicative

Abdul-Swammad has gone out.

|  
perfect indicative

The workman finished his job.

|  
past indicative

You will arrive tomorrow.

|  
future indicative

2. The **imperative mood** is used to give commands or orders. It is explained in Chapter 38. This mood is not divided into tenses.

Sudi, *wash* the dishes!

3. The **subjunctive mood** is used to express a wish, hope, uncertainty or other similar attitude toward a fact or idea. It is explained in Chapter 39. This mood is not divided into tenses.

I want you *to go* to the store.

The doctor suggested that my father *not eat salt*.

## KWA KISWAHILI

Verbs can be in one of four moods, called **hali**.

1. As in English, the **indicative mood** is the most common. The majority of the tenses studied in this book belong to the indicative mood: for instance, the present tense (Chapter 22), the perfect tense (Chapter 26), the past tense (Chapter 24), and the future tense (Chapter 28). In Swahili the indicative mood is called **hali ya kuarifu**.
  2. As in English, the **imperative mood** is used to give orders and it is not divided into tenses (see Chapter 38). In Swahili it is called **hali ya amri**.
  3. As in English, the **subjunctive mood** is used to express a wish, hope, uncertainty or other similar attitude toward a fact or idea. Unlike English, it can also be used to give orders. It is not divided into tenses (see Chapter 39). In Swahili it is called **hali ya dhamira tegemezi**.
  4. Swahili grammar also has a mood called the **conditional mood**, which has two tenses: the present conditional and the past conditional (see Chapter 40). In Swahili it is called **hali ya sharti**.
- When there is no references to mood, the tense belongs to the most common mood, the indicative.

## Chapter 38 IMPERATIVE MOOD

The imperative is the mood of the verb used for commands or orders. For example:

*Come here!*

|

imperative mood of the verb *to come*

### IN ENGLISH

There are two types of commands. The type of command used depends on who is being told to do, or not to do, something.

1. When an order is given to people other than the speaker, the dictionary form of the verb is used.

Zawadi, *close* your book!

Students, *study* hard for tomorrow's exam!

In these sentences neither *Zawadi* nor *students* is the subject; the speaker is merely calling out their names. Rather the subject is *you*, which is understood.

To negate this kind of imperative, add the word *don't* before the dictionary form of the verb.

Zawadi, *don't close* your book!

Students, *don't study* hard for tomorrow's exam!



4. When an order is given to oneself as well as to others, the phrase *let's* (a contraction of *let us*) precedes the dictionary form of the verb.

*Let's go* to the movies.

To negate this kind of imperative, add the word *not* between the phrase *let's* and the verb.

*Let's not go* to the movies.

### KWA KISWAHILI

The imperative mood is called **hali ya amri**. The same two forms of commands exist. However, only commands given to people other than the speaker are expressed by the imperative mood. The *let's* command is expressed by the subjunctive, which is discussed in Chapter 39.

The command to a another person or other people uses the **imperative mood**, separated into singular and plural. The imperative singular of most verbs is the dictionary form.

**Kimbia!** *Run!* **Simama!** *Stand up!*

The imperative plural is usually the dictionary form minus the final *-a* + *-eni*.

**Kimbieni!** *Run!* **Simameni!** *Stand up!*

To form the imperative plurals of verbs that do not end in *-a*, simply add *-ni*.

**Karibuni!** *Welcome! (Literally, come near!)*

**Jibuni!** *Answer!*

However, some verbs are irregular; you will need to memorize their imperative forms.

**Nenda! Nendeni!** (from **kuenda**, to go)

**Njoo! Njoo!** (from **kuja**, to come)

Your textbook and teacher will introduce you to other irregular imperatives.

### TAKE NOTE

Negative commands and commands that take object markers are expressed in the subjunctive mood rather than in the imperative mood. You will learn about the subjunctive mood in Chapter 39.

**REVIEW**

Change the sentences below to the imperative mood.

1. The children are playing dominoes.

---

2. The students are reading their books.

---

3. Ashur is careful not to burn himself while cooking.

---

## Chapter 39

### THE SUBJUNCTIVE MOOD

The **subjunctive** is the mood used to indicate a wish, hope, uncertainty or other comparable perspective toward a fact or an idea. For example:

I wish you could come to the party.

|  
subjunctive mood of the verb *to come*

#### IN ENGLISH

The subjunctive is difficult to recognize because it is spelled like other tenses of the verb. It is used in two kinds of constructions.

1. The subjunctive is used in contrary-to-fact statements.

If you *were* me, what would you do?

- Implication: But you are not me.

We wish that you were here.

- Implication: But you aren't.

To negate this kind of subjunctive, simply add the word *not* after the subjunctive form of the verb.

If I *did not* like cake so much, I'd be skinnier.

If you *were not* visiting, I would go to work today.

1. The subjunctive is used in clauses following verbs of asking, wanting, telling, demanding or recommending.

I asked that she *meet* me in my office.

|  
instead of *meets*

The judge ordered that he *be incarcerated*.

┌──────────┐  
instead of *is incarcerated*

These are just a few examples to show that English has the subjunctive mood, but it is not used as frequently as it is used in Swahili.

Note that these two sentences could also be written:

*I asked her to meet me in my office.*

*The judge ordered him to be incarcerated.*

These sentences still contain the subjunctive mood, although it is difficult to see. If the subject of the main verb in a sentence is different from the actor of the second verb, the second verb is in the subjunctive mood.

I asked that she *meet* me in my office.

or

I asked her to *meet* me in my office.

- *I* is the subject of the main verb, *asked*.
- *She* is the actor of the second verb, *meet*.

To negate this kind of subjunctive, simply add the word *not* before the subjunctive verb.

He asked her *not to come* to his house.

or

He asked that she *not come* to his house.

They advised that I *not worry*.

or

They advised me *not to worry*.

### KWA KISWAHILI

The subjunctive is called **dhamira tegemezi**. It is formed by combining the subject or object marker + dictionary form of the verb with the final *-a* changed to *-e*.

<b>niende</b>	<i>I ought to go; let me go</i> (from <b>kuenda</b> , <i>to go</i> )
<b>wale</b>	<i>they ought to eat; let them eat</i> (from <b>kula</b> , <i>to eat</i> )

Verbs that do not end in *-a* keep their final vowel.

<b>ujibu</b>	<i>you ought to answer</i> (from <b>kujibu</b> , <i>to answer</i> )
<b>turudi</b>	<i>we ought to return; let's return</i> (from <b>kurudi</b> , <i>to return</i> )

To negate the subjunctive, combine subject or object marker + negative marker **-si-** + dictionary form of the verb with the final *-a* changed to *-e*. Verbs that do not end in *-a* keep their final vowel.

**nisiende** *I shouldn't go; don't let me go*  
**wasile** *they shouldn't eat; don't let them eat*  
**usijibu** *you shouldn't answer; don't answer!*  
**tusirudi** *we shouldn't return; let's not return*

The Swahili subjunctive is used in several kinds of constructions.

1. The subjunctive is used in clauses following verbs of asking, wanting, telling, demanding and recommending.

**Nilitaka aje nyumbani kwetu.**  
*I wanted her to come to our house.*  
**Nilitaka asije nyumbani kwetu.**  
*I wanted her not to come to our house.*  
**Aliomba nimsaidie.**  
*She asked me to help her.*  
**Aliomba nisimsaidie.**  
*She asked me not to help her.*

As in English, you can tell that the subjunctive must be used if the subject of the first verb is different from the subject of the second verb.

2. The subjunctive is used to express commands that contain object markers. As explained in Chapter 34, if the object of the verb is a person, an object marker must be used.

**Nisaidie!** *Help me!*  
**Zichukue!** *Take them! (class 10)*

To make this kind of command more polite, add the word **tafadhali** (*please*).

**Tafadhali nisaidie!** *Please help me!*

**Tafadhali zipate!** *Please get them!* (class 10)

3. The subjunctive is used to express negative commands.

**Laila, usiende!** *Laila, don't go!*

**Wanafunzi, msiende!** *Students, don't go!*

4. The subjunctive is used after **tafadhali** (*please*), **(ni) lazima** (*it is necessary*), **afadhali** (*it is better*) or **itabidi** (*it behooves*) to express a request or an obligation.

**Ni lazima uende.** *You must go.*

(literally: *It is necessary that you go.*)

**Lazima tuende.** *We must go.*

(literally: *It is necessary that we go.*)

**Afadhali tumwalike.** *We'd better invite her.*

(literally: *It is better that we invite her.*)

**Itabidi msiende.** *You all should not go.*

(literally: *It behooves you not to go.*)



5. The subjunctive is used to express the purpose of the action of a previous verb, after the word **ili** (*in order that*).

**Asome vitabu ili ajifunze.**

*He reads books in order to learn.*

**or**

*He reads books in order that he learn.*

6. The subjunctive is used to ask for permission.

**Nisome aya hii?**

*Am I to read this paragraph?*

**or**

*May I read this paragraph?*

**or**

*Should I read this paragraph?*

To make this kind of command more polite, add the word **tafadhali** (*please*).

**Tafadhali nisome aya hii?**

*May I please read this paragraph?*

7. The subjunctive is used to include the speaker in a command in the construction that means *let's*.

**Tuende.** *Let's go.*

**Tusifanye hivi.** *Let's not do this.*

### TAKE NOTE

Note that because the subjunctive has so many uses in Swahili, and also because it can be formed with the subject or object marker, many constructions have more than one possible meaning.

#### **Nisaidie.**

- If **ni-** is the object, the meaning is *Help me!*
- If **ni-** is the subject, the meaning is *Let me help.*

To understand the intended meaning of a subjunctive construction, you will need to look at the context in which it occurs.

In Swahili the subjunctive mood is not used to express contrary-to-fact statements as it is in English. Contrary-to-fact statements in Swahili are expressed with the conditional mood, which is explained in Chapter 40.

**REVIEW**

Underline the subjunctive verb in each sentence.

1. I want him to help me with my homework.
2. He asked her to say her name again.
3. I wish that you could come.
4. He ordered that the food be brought immediately.
5. What do you want me to do?

## Chapter 40 THE CONDITIONAL MOOD

The **conditional mood** is used to express the English words *should, could, or would*, as well as contrary-to-fact (unreal or implausible) statements.

past tense conditional mood of the verb **kuuliza** (*to ask*)

**Ningelimwuliza lakini nilisahau.**

*I would have asked him but I forgot.*

### IN ENGLISH

There is no conditional mood. English uses the **indicative** and **subjunctive** moods to express *should, could, would*, and contrary-to-fact statements. You will learn more about contrary-to-fact statements in Chapter 51.

### KWA KISWAHILI

The conditional mood is called **hali ya sharti**. It has two tenses: **present** and **past**.

### PRESENT TENSE

The present tense is expressed by the morpheme **-nge-** after the subject marker and before the verb.

subject marker + **-nge-** + verb

Monosyllabic verbs use the verbal noun form of the verb to form the conditional mood.

**ningekula** *I would/could eat*

Polysyllabic verbs use the dictionary form of the verb to form the conditional mood.

**tungeenda** *we would/could go*

### PAST TENSE

The past tense is expressed by the morpheme **-ngeli-** after the subject marker and before the verb.

subject marker + *-ngeli-* verb

Monosyllabic verbs use the verbal noun form of the verb to form the conditional mood.

**ningelikula** *I would/could/should have eaten*

Polysyllabic verbs use the dictionary form of the verb to form the conditional mood.

**tungelienda** *we would/could/should have gone*

### TAKE NOTE

The conditional mood is most often used to express the English words *would* and *could*. In the past tense it may also express the word *should*.

**Ungeliuliza kwanza.**<sup>13</sup> *You should have asked first.*

Paying attention to context will help you determine whether Swahili words in the conditional mood express *could*, *should* or *would*.

---

<sup>13</sup> A saying from a **kanga**, a cloth with a Swahili proverb-like saying on it, worn by women throughout much of East Africa.

## Chapter 41 VERB EXTENSIONS

While English verbs can change their meanings by changing their form or becoming compound verbs, Swahili verbs change their meanings by adopting verb extensions.

<i>I ate breakfast.</i>		<i>to eat</i> changes to
<i>I made him eat breakfast.</i>		<i>to make eat</i>

- single verb changes to a compound verb

<b>Nilikula</b> chamshakinywa.		<i>kula</i> (to eat)
<b>Nilimlisha</b> chamshakinywa.		changes to
		<i>kulisha</i> (to make eat)

- root verb takes a causative extension

### KWA KISWAHILI

There are six different kinds of verb extensions, called **minyambuliko**: the **prepositional extension**, the **passive extension**, the **stative extension**, the **reciprocal extension**, the **causative extension**, and the **reversive extension**. They are added to the **root verb** or **kitenzi cha msingi**, to modify its meaning.

### THE PREPOSITIONAL EXTENSION

This type of extension is called **minyambuliko wa kufanyia** in Swahili. It is used to suggest that the action of the verb is done *to*, *for* (*on behalf of*), or *about* the direct object of the verb.

**Nilimsomea.***I read to him.***Alinilipia.***He paid for me.***Tulikuzungumzia shule.***We talked to you about school.*

A prepositional verb is formed by adding an extension to the verb. There are four forms of this extension: **-ia**, **-ea**, **-lia**, and **-lea**. Your textbook or teacher will explain how to know which form to use; for now you only need to be able to recognize the extension. When you see or hear a verb that ends in one of these forms, you will know that its meaning is prepositional. If you know the meaning of the root verb, the verb without any extensions, you will be able to figure out the meaning of the prepositional verb.

**kufanyia** *to do to/for* (from **kufanya**, *to do*)

**kuendea** *to go to/for* (from **kuenda**, *to go*)

**kuzalia** *to give birth to/for* (from **kuzaa**, *to give birth*)

**kukojolea** *to urinate on* (from **kukojoa**, *to urinate*)

Note that in English the object in these examples is the object of the preposition, but in Swahili it is a direct object. Whether the extension suggests the English preposition *to*, *for*, or *about* is determined by the meaning of the root verb and the context in which the verb is used.

**THE PASSIVE EXTENSION**

This type of extension is called **mnyambuliko wa kufanywa** in Swahili. It is used to suggest that the action of the verb is done to (rather than by) the subject of the verb; another actor is implied even if not directly stated.

**Nilipigwa (na kaka yangu).**

*I was hit (by my brother).*

**Kilisomwa (na kamati).**

*It was read by the committee.*

**Aliambiwa (na daktari).**

*She was told (by the doctor).*

A passive verb is formed by adding an extension to the verb. There are three forms of this extension: **-wa**, **-liwa**, and **-lewa**. Your textbook or teacher will explain how to know which form to use; for now you only need to be able to recognize the extension. When you see or hear a verb that ends in one of these forms, you will know that its meaning is passive. If you know the meaning of the root verb, the verb without any extensions, you will be able to figure out the meaning of the passive verb.

**kuuzwa** *to be sold* (from **kuuza**, *to sell*)

**kujibiwa** *to be answered* (from **kujibu**, *to answer*)

**kununuliwa** *to be bought* (from **kununua**, *to buy*)

**kuolewa** *to be married* (from **kuoa**, *to marry*)

You will learn more about passive verbs in Chapter 44.

## THE STATIVE EXTENSION

This type of extension is called **mnyambuliko wa kufanyika** in Swahili. It is used to suggest that the action of the verb happens *to the subject*, but without an implied actor. It can also be used to suggest that the action of the verb is *able to happen*. For this reason, it is sometimes also called the *potential extension*.



**Baisikeli ilivunjika.** *The bicycle broke.*  
**Chakula kimeharibika.** *The food is ruined.*  
**Inafanyika.** *It is doable.*

When the stative extension is used to suggest that the action of the verb happens to the subject, the present tense is not used except to suggest that the action is still in the process of happening.

**Baisikeli inavunjika.** *The bicycle is breaking.*  
**Chakula kinaharibika.** *The food is being ruined.*

The perfect tense, expressed by the **-me-** tense marker, is used instead if the result of the action is in the present.

**Baisikeli imevunjika.** *The bicycle is broken.*

A stative verb is formed by adding an extension to the verb. There are six forms of this extension: **-ika**, **-eka**, **-oka**, **-lika**, **-ikana** and **-ekana**. Your textbook or teacher will explain how to know which form to use; for now you only need to be able to recognize the extension. When you see or hear a verb that ends in one of these forms, you will know that its meaning is stative. If you know the meaning of the root verb, the verb without any extensions, you will be able to figure out the meaning of the stative verb.

**kuvunjika** *to be broken* (from **kuvunja**, *to break*)  
**kuendeka** *to be passable* (from **kuenda**, *to go*)

**kuondoka** *to leave* (from **kuondoa**, *to remove*)  
**kuchagulika** *to be chosen* (from **kuchagua**, *to choose*)  
**kusemekana** *to be said* (from **kusema**, *to say*)  
**kupatikana** *to be available* (from **kupata**, *to get*)

Since a stative verb has two possible meanings, either that the action of the verb happens to the subject or that the action of the verb is possible, you must know the meaning of the verb without its extension and listen to the context in which the extended verb occurs in order to decide which meaning is intended.

### THE RECIPROCAL EXTENSION

This type of extension is called **mnyambuliko wa kufanyana** in Swahili. It is used to suggest that two or more subjects perform the action of the verb together or toward one another.

**Tutaonana.** *We will see each other.*

**Wanapendana.** *They love each other.*

**Zilifanana.** *They looked like each other.* (class 10)

Note that the subject of a reciprocal verb is usually plural, and there can be no object nor object infix.

A reciprocal verb is formed by adding an extension to the verb. There is only one form of this extension: **-ana**. For now you only need to be able to recognize the extension. When you see or hear a verb that ends in this form, you will know that its meaning is reciprocal. If you know the meaning of the root verb, the verb without any extensions, you will be able to figure out the meaning of the reciprocal verb.

**kusikilizana** *to listen to each other*

(from **kusikiliza**, *to listen to*)

**kusaidiana** *to help each other*

(from **kusaidia**, *to help*)

In some cases a reciprocal verb may take a singular subject if the action is performed by a singular subject but reciprocated by the object of the preposition (see Chapter 48). In this case the verb is followed by the preposition *na*, which means *with* or *and*, and then the object of the preposition.

**Unafanana na dada yako.**

*You look like your sister.*

**Nilikutana na rais.**

*I met with the president.*

**Wazo lako linaendana na mpango.**

*Your idea fits with the plan.*

## THE CAUSATIVE EXTENSION

This type of extension is called **mnyambuliko wa kufanyiza** in Swahili. It is used to suggest that the subject causes the direct object to perform the action of the verb.

**Aliendesha gari.** *He drove the car.*

(Literally: *He made the car go.*)

**Pesa zako zilimwezesha asafiri.**

*Your money enabled him to travel.*

The causative extension can also be used to turn an adjective into a verb; the new verb suggests that the subject causes the direct object to take on the attribute of the adjective.

<b>sahihi</b> <i>correct</i> ⇒	<b>kusahihisha</b> <i>to correct</i> (literally: <i>to make correct</i> )
<b>bora</b> <i>better/best</i> ⇒	<b>kuboresha</b> <i>to improve</i> (literally: <i>to make better</i> )
<b>fupi</b> <i>short</i> ⇒	<b>kufupisha</b> <i>to shorten</i> (literally: <i>to make short</i> )

In addition, the causative extension can be used to turn a noun into a verb.

<b>sababu</b> <i>reason, cause</i> (class 9/10)	→	<b>kusababisha</b> <i>to cause</i>
<b>taifa</b> <i>nation</i> (class 9/10)	→	<b>kutaifisha</b> <i>to nationalize</i>

A causative verb is formed by adding an extension to the verb. There are six forms of this extension: **-isha**, **-esha**, **-lisha**, **-lesha**, **-iza** and **-eza**. Your textbook or teacher will explain how to know which form to use; for now you only need to be able to recognize the extension. When you see or hear a verb that ends in one of these forms, you will know that its meaning is causative. If you know the meaning of the root verb, the verb without any extensions, you will be able to figure out the meaning of the causative verb.

**kuaminisha** *to inspire confidence*  
 (from **kuamini**, *to believe*)  
**kuogopesha** *to scare* (from **kuogopa**, *to fear*)  
**kukalisha** *to seat* (from **kukaa**, *to sit*)  
**kuzoelesha** *to train, teach*  
 (from **kuzoea**, *to get used to*)  
**kufanyiza** *to cause* (from **kufanya**, *to do*)  
**kucheleza** *to delay* (from **kuchelewa**, *to be late*)

### THE REVERSIVE EXTENSION

This type of extension, also known as the *conversive extension* is called **mnyambuliko wa kufanyua** in Swahili. It is used to suggest the opposite or reverse of the root verb.

**Nilifungua mlango.** *I opened the door.*

A causative verb is formed by adding an extension to the verb. There is one form of this extension: **-ua**. Your textbook or teacher will explain how to use the extension; for now you only need to be able to recognize it. When you see or hear a verb that ends in this form, you will know that its meaning is causative. If you know the meaning of the root verb, the verb without any extensions, you will be able to figure out the meaning of the causative verb.

**kufungua** *to open* (from **kufunga**, *to close*)  
**kuvua** *to undress* (from **kuvaa**, *to dress*)

## MULTIPLE EXTENSIONS

Many verbs can take more than one extension in order to make their meanings even more complex. Here are a few examples.

**kushona** ⇒ **kushonea** ⇒ **kushonewa**  
 |                    |                    |  
 root verb        prepositional        passive  
 (to sew)        (to sew for)        (to be sewn for)

**kuandika** ⇒ **kuandikia** ⇒ **kuandikiana**  
 |                    |                    |  
 root verb        prepositional        reciprocal  
 (to write)        (to write to/for)        (to write to each other)

**kuunga** ⇒ **kuungana** ⇒ **kuunganisha**  
 |                    |                    |  
 root verb        reciprocal        causative  
 (to join)        (to join each other)        (to make join each other)

## TAKE NOTE

While a few dictionaries include entries for extended verbs, many do not. If you encounter an extended verb that is unfamiliar to you, you will need to learn to recognize (or make an educated guess at) the root verb so that you can find it in dictionaries.

When verb extensions are included in dictionaries, often these abbreviations are used:

prepositional	Prep.
passive	Ps.
stative	St. /Pot.
reciprocal	Rp.
causative	Cs.
reversive	Rv./Cv.

## REVIEW

Using the root verb and its meaning,<sup>14</sup> indicate whether the extended verb is prepositional (Prep.), passive (Ps.), stative (St.), reciprocal (Rp.), causative (Cs.), or reversive (Rv.), and then give a possible English translation. Some verbs may have multiple extensions.

A. **kupinga** *to cause an obstruction, put in the way, obstruct, stop the way, block, thwart, check, oppose, contradict*

1. **kupingwa**                      Prep   Ps   St   Rp   Cs   Rv

Meaning: \_\_\_\_\_

2. **kupingika**                      Prep   Ps   St   Rp   Cs   Rv

Meaning: \_\_\_\_\_

3. **kupingia**                      Prep   Ps   St   Rp   Cs   Rv

Meaning: \_\_\_\_\_

4. **kupingisha**                      Prep   Ps   St   Rp   Cs   Rv

Meaning: \_\_\_\_\_

5. **kupingana**                      Prep   Ps   St   Rp   Cs   Rv

Meaning: \_\_\_\_\_

---

<sup>14</sup> The meanings given here are adapted from Frederick Johnson's *A Standard Swahili-English Dictionary* (1939. Nairobi & Dar es Salaam: Oxford U. P., 1999)

B. **kufuta** *to wipe, wipe out, wipe away, wipe off, clean up; to remove, obliterate, abolish, cause to be forgotten, erase*

1. **kufutwa**                      Prep   Ps   St   Rp   Cs   Rv

Meaning: \_\_\_\_\_

2. **kufutika**                    Prep   Ps   St   Rp   Cs   Rv

Meaning: \_\_\_\_\_

3. **kufutia**                      Prep   Ps   St   Rp   Cs   Rv

Meaning: \_\_\_\_\_

4. **kufutisha**                  Prep   Ps   St   Rp   Cs   Rv

Meaning: \_\_\_\_\_

5. **kufutana**                    Prep   Ps   St   Rp   Cs   Rv

Meaning: \_\_\_\_\_

C. **kupiga** *to strike, beat, hit, give a blow*

1. **kupigwa**                      Prep   Ps   St   Rp   Cs   Rv

Meaning: \_\_\_\_\_

2. **kupigika**                    Prep   Ps   St   Rp   Cs   Rv

Meaning: \_\_\_\_\_

3. **kupigia**                      Prep   Ps   St   Rp   Cs   Rv

Meaning: \_\_\_\_\_

4. **kupigisha**                  Prep   Ps   St   Rp   Cs   Rv

Meaning: \_\_\_\_\_



5. **kupigana**                    Prep   Ps   St   Rp   Cs   Rv

Meaning: \_\_\_\_\_

6. **kupiganisha**                Prep   Ps   St   Rp   Cs   Rv

Meaning: \_\_\_\_\_

## Chapter 42 PARTICIPLES

A **participle** is a verb used as an adjective or as part of a compound verb.

*Salim was running.*

|  
participle used as part of the compound verb *was running*

*Running home, Salim tripped on a tree root.*

|  
participle used as an adjective that modifies *Salim*

### IN ENGLISH

A participle is the *-ing* form of a verb.

*coming*

*going*

*sitting*

The participle has three functions:

1. as part of a verb phrase to form the progressive forms (see Chapter 43, Compound Tenses).

*Zeinabu is writing a letter.*

|  
verb phrase

*Juma was waiting for class to begin.*

|  
verb phrase

2. as an adjective to describe a noun or pronoun (see Chapter 15, *Descriptive Adjectives*). In this function it is known as a **gerundive**.

*Zeinabu is a loving woman.*

|  
adjective describing the noun *woman*

*She is interesting.*

|  
adjective describing the pronoun *she*

3. as an adjective introducing a participial phrase. In this function it is known as a **gerundive**. As an adjective, it can modify any noun in a sentence.

I went to the store *carrying* a bag.

- The entire phrase *carrying a bag* functions as an adjective modifying the subject, *I*.

*Walking* to school, Rajabu saw a snake.

- The entire phrase *walking to school* is an adjective modifying the subject, *Rajabu*.

Sudi saw the teacher *smiling*.

- *Smiling* is an adjective modifying the object, *teacher*.

## KWA KISWAHILI

The participle in Swahili is called a *tenseless participle* or **kitenzi cha -ki-**. The plural, *tenseless participles*, is called **vitenzi vya -ki-**. It is formed by combining a subject marker + the infix *-ki-* + the dictionary form of the verb. Because a subject marker is included, and because it functions as an adjective, the Swahili tenseless participle must agree in class with the noun or pronoun it modifies.

**nikienda** *I going*  
**wakija** *they coming*  
**tukikaa** *we sitting*

The participle has two functions:

1. as part of a verb phrase to form the past and future progressive forms (see Chapter 43, Compound Tenses).

past progressive

|

**Mosi alikuwa akifanya mazoezi.**

*Mosi was doing exercises.*

future progressive

|

**Utakuwa ukisoma leo jioni.**

*You will be studying this evening.*

2. as an adjective introducing a participial phrase. In this function it is known as a **kivumishijina**. As an adjective, it can modify any noun in a sentence.

**Nilienda dukani *nikibeba* mfuko.**

*I went to the store carrying a bag.*

- ***Nikibeba*** is an adjective modifying the first person singular subject, indicated by the subject prefix ***ni-***.
- The participial phrase is ***nikibeba mfuko***.

***Akitembea* kuelekea shuleni, Rajabu aliona nyoka.**

*Walking to school, Rajabu saw a snake.*

- *Akitembea* is an adjective modifying the third person singular subject, indicated by the subject prefix *a-* and the pronoun *Rajabu*.
- The participial phrase is *Akitembea kuelekea shuleni*.

**Sudi alimwona mwalimu akitabasamu.**

*Sudi saw the teacher smiling.*

- *Akitabasamu* is an adjective modifying the third person singular object, indicated by the subject prefix *a-* and the noun *mwalimu*.

### TAKE NOTE

What might appear to be a present participle (verbal adjective or gerundive) because it is a verb form ending in *-ing* could also be a **gerund** (verbal noun). Be sure to read Chapter 4, *Verbal Nouns*, in which there is a chart summarizing the various English *-ing* forms and their Swahili equivalents.



## Chapter 43 COMPOUND TENSES

Compound tenses are used to create verb tenses that are more complex than those that are considered “simple.”

His mother is *cooking* rice.  
|        |  
auxiliary main verb  
verb  
┌ compound ┐  
└ tense ┘

Juma has *left* the room.  
|        |  
auxiliary main verb  
verb  
┌ compound ┐  
└ tense ┘

The students did *understand*.  
|        |  
auxiliary main verb  
verb  
┌ compound ┐  
└ tense ┘

### IN ENGLISH

In English these are the simple and compound tenses, conjugated here in the first person singular:

<b>SIMPLE TENSES</b>	<b>present</b>	<i>I go</i>
	<b>past</b>	<i>I went</i>
	<b>future</b>	<i>I will go</i>
	<b>perfect</b>	<i>I have gone</i>
	<b>past perfect</b>	<i>I had gone</i>
	<b>future perfect</b>	<i>I will have gone</i>
<b>COMPOUND TENSES</b>	<b>perfect progressive</b>	<i>I have been going</i>
	<b>past progressive</b>	<i>I was going</i>
	<b>past perfect progressive</b>	<i>I had been going</i>
	<b>future progressive</b>	<i>I will be going</i>
	<b>future perfect progressive</b>	<i>I will have been going</i>

Simple tenses are explained in Chapters 21-29.

As you can see in the above examples, compound tenses in English have a progressive meaning. To create compound tenses in English, auxiliary verbs and the present participle are used. *Have, has, be, been, was, had,* and *will* are all examples of **auxiliary verbs**, verbs that help the main verb.

To make the perfect tense progressive, the subject, the verb, and two auxiliary verbs combine in this way:

subject + have/has + been + tenseless participle

*It has been raining.*

*They have been planting maize.*



To make the past tense progressive, the subject, the verb, and one auxiliary verb combine in this way:

subject + was/were + tenseless participle

*She was resting.*

*We were working.*

To make the past perfect tense progressive, the subject, the verb, and two auxiliary verbs combine in this way:

subject + had + been + tenseless participle

*They had been working for an hour when the machine broke.*

To make the future tense progressive, the subject, the verb, and two auxiliary verbs combine in this way:

subject + will + be + tenseless participle

*You all will be eating at 2 o'clock.*

To make the future perfect tense progressive, the subject, the verb and two auxiliary verbs combine in this way:

subject + will + have + past participle

*You will have mastered Swahili grammar when you finish this book.*

**KWA KISWAHILI**

In Swahili compound tenses are called **tensi za maneno mawili**, which literally means *two-word tenses*.

These are the two-word tenses, conjugated here in the first person singular.

PERFECT PROGRESSIVE	<b>nimekuwa nikienda</b> <i>I have been going</i>
PAST PROGRESSIVE	<b>nilikuwa nikienda</b> <i>I was going</i>
PAST PERFECT	<b>nilikuwa nimeenda</b> <i>I had gone</i>
FUTURE PROGRESSIVE	<b>nitakuwa nikienda</b> <i>I will be going</i>
FUTURE PERFECT	<b>nitakuwa nimeenda</b> <i>I will have gone</i>

Note that two of the tenses that are considered “simple” in English are compound tenses in Swahili: the past perfect and the future perfect. Swahili compound tenses can have a progressive or a perfect meaning.

Two of the tenses that are compound in English are actually three-word tenses, **tensi za maneno matatu**, in Swahili.

PAST PERFECT PROGRESSIVE	<b>nilikuwa nimekuwa nikienda</b> <i>I had been going</i>
--------------------------	--

## FUTURE PERFECT PROGRESSIVE

**nitakuwa nimekuwa nikienda***I will have been going*

As you can see, to create compound tenses in Swahili, the verb **kuwa** (to be) and the tenseless participle are used. The verb **kuwa** functions as an **auxiliary verb**, a verb that help the main verb. The conjugation of the verb **kuwa** is explained in Chapter 30.

To make the perfect tense progressive, the verb **kuwa** and the tenseless participle combine in this way:

perfect tense of *kuwa* + tenseless participle

**Mvua imekuwa ikinyesha.***It has been raining.*

To make the past tense progressive, the verb **kuwa** and the tenseless participle combine in this way:

past tense of *kuwa* + tenseless participle

**Alikuwa akipumzika. She was resting.**

To make the future tense progressive, the verb **kuwa** and the tenseless participle combine in this way:

future tense of *kuwa* + tenseless participle

**Mtakuwa mkila saa nane.***You all will be eating at 2 o'clock.*

To make the past tense perfect, the verb **kuwa** and the main verb combine in this way:

past tense of *kuwa* + perfect tense of the main verb

**Tulikuwa tumesoma.** *We had studied.*

To make the future tense perfect, the verb **kuwa** and the main verb combine in this way:

future tense of *kuwa* + perfect tense of the main verb

**Nyumba itakuwa imejengwa.**

The house will have been built.

To make the past perfect tense progressive, the verb **kuwa** and the main verb combine in this way:

past tense of *kuwa* + perfect tense of *kuwa* + tenseless participle

**Walikuwa wamekuwa wakizungumza.**

*They had been talking.*

To make the future perfect tense progressive, the verb **kuwa** and the main verb combine in this way:

future tense of *kuwa* + perfect tense of *kuwa* + tenseless participle

**Tutakuwa tumekuwa tukisafiri.**

*We will have been travelling.*

**REVIEW**

Read the following paragraph. Underline the phrases that make up a compound tense in English. Make a list of those phrases that would require a compound tense in Swahili, and give the name of the compound tense.

One afternoon Zakia was walking in the woods. She had woken up early that morning so by the afternoon she had grown quite tired. "When will I reach the lake?" she was wondering. "Will I be walking all day? By the time I arrive, it will have grown dark."

	<b>Swahili Compound Tense</b>	<b>Name</b>
1.	_____	_____
2.	_____	_____
3.	_____	_____
4.	_____	_____
5.	_____	_____
6.	_____	_____

## Chapter 44

### ACTIVE AND PASSIVE VOICE

The voice of the verb refers to the relationship between the subject of the verb and the action that the verb expresses. There are two voices: active and passive.

A sentence is in the **active voice** when the verb indicates an action performed by the subject. A verb in the active voice is called an **active verb**.

The dog chases its tail.  
|            |            |  
subject    verb        direct object

In this example, the subject, *the dog*, performs the action of the verb, *chases*, and the direct object, *its tail*, is the recipient of the action.

A sentence is in the **passive voice** when the verb indicates the action done to the subject by someone or something else. A verb in the passive voice is called a **passive verb**.

The tail is chased by the dog.  
|            |            |  
subject    verb phrase    agent

In this example, the subject, *the tail*, does not perform the action of the verb, *is chased*, but rather is having the action of the verb performed upon it. The doer of the action, *the dog*, is called the **agent**.



The basic passive ending is **-wa**, but depending on the vowel sounds in the root verb, it may occur as **-wa**, **-liwa**, and **-lewa**. Your teacher or textbook will explain how to choose the proper ending when forming a passive verb; for now you only need to know how to recognize the passive.

A passive verb can be used in any tense.

PRESENT	<b>anaambiwa/aambiwa</b> <i>she is told/she is being told</i>
PERFECT	<b>ameambiwa</b> <i>she has been told</i>
PAST	<b>aliambiwa</b> <i>she was told</i>
FUTURE	<b>ataambiwa</b> <i>she will be told</i>
PERFECT PROGRESSIVE	<b>amekuwa akiambiwa</b> <i>she has been being told*</i>
PAST PROGRESSIVE	<b>alikuwa akiambiwa</b> <i>she was being told</i>
PAST PERFECT	<b>alikuwa ameambiwa</b> <i>she had been told</i>
FUTURE PROGRESSIVE	<b>atakuwa akiambiwa</b> <i>she will be being told*</i>
FUTURE PERFECT	<b>atakuwa ameambiwa</b> <i>she will have been told</i>
PAST PERFECT PROGRESSIVE	<b>alikuwa amekuwa akiambiwa</b> <i>she has been being told*</i>

---

\* Note that some of these constructions would not occur in English; nevertheless the Swahili forms may exist.



FUTURE PERFECT PROGRESSIVE	<b>atakuwa amekuwa</b> <b>akiambiwa</b> <i>she will have been being told*</i>
-------------------------------	---

In Swahili the **agent**, which is called **wakala** or **ajenti**, is expressed in one of two ways depending on whether it is a living being (i.e. a person or an animal) or a non-living thing (i.e. an object or idea).

When the agent is a person or animal, the passive verb is followed by the preposition **na**, and then the agent. **Na** in this case means *by*, but in other situations it may also mean *with* or *and*.

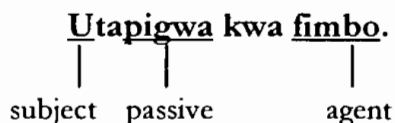
Alipewa pesa na mamake.  
 |   |   |   |  
 subject   passive   direct object   agent

*(He was given money by his mother.)*

When the agent is a non-living thing, the passive verb is followed by the preposition **kwa**, and then the agent. **Kwa** in this case means *by* or *with*, but in other situations it may also mean *for* or *to*.

---

\* Note that some of these constructions would not occur in English; nevertheless the Swahili forms may exist.



*(You will be hit with a stick.)*

### TAKE NOTE

A passive Swahili verb never takes an object marker.

---

### REVIEW

Underline the verb or the verb phrase in each of the sentences below. Circle whether each verb is active (A) or passive (P). You should be able to identify the verb in each Swahili sentence even if you don't know what the sentence means. If you can't identify a Swahili verb, you should reread Chapter 21 (Introduction to Verbs and Verb Tenses).

- |   |        |
|---|--------|
| 1. <i>The books were moved yesterday.</i>         | A    P |
| 2. <i>Akia moved the books this morning.</i>      | A    P |
| 3. <i>Was she hurt?</i>                           | A    P |
| 4. <i>No, she didn't hurt herself.</i>            | A    P |
| 5. <i>When will she sell the books?</i>           | A    P |
| 6. <b>Vitabu vitauzwa kesho asubuhi.</b>          | A    P |
| 7. <b>Kwa nini aliamua kuuza vitabu vyake?</b>    | A    P |
| 8. <b>Aliamrisha na babake.</b>                   | A    P |
| 9. <b>Je, watu wengi watanunua vitabu?</b>        | A    P |
| 10. <b>Ndiyo; vitabu vitanunuliwa na mashule.</b> | A    P |

# ADVERBS



- ◆ **Adverbs of quantity, degree or intensity** answer the question *how much* or *how well*.

The rabbit ran *often*.

- *Often* describes the verb *ran*; it tells you how much the rabbit ran.

- ◆ **Adverbs of time** answer the question *when*.

The rabbit will run *soon*.

- *Soon* describes the verb *will run*; it tells you when the rabbit will run.

- ◆ **Adverbs of place** answer the question *where*.

The rabbit is running *around*.

- *Around* describes the verb *is running*; it tells you where the rabbit is running.

### KWA KISWAHILI

Adverbs, called **vielezi** in Swahili, are invariable; they never change form.

Swahili adverbs have the same functions as English adverbs.

<b>vielezi vya jinsi</b>	<i>adverbs of manner</i>
<b>vielezi vya kadiri</b>	<i>adverbs of degree or intensity</i>
<b>vielezi vya hesabu</b>	<i>adverbs of quantity</i>
<b>vielezi vya wakati</b>	<i>adverbs of time</i>
<b>vielezi vya mahali</b>	<i>adverbs of place</i>

Some adverbs are formed from the adjective stems plus the class 8 adjectival prefix *vi-*. Almost any adjective stem can be turned into an adverb.

**Juma anacheza mpira vizuri.***Juma plays soccer well.*

- **Vizuri** is formed from the adjective stem **-zuri** (*good, well*).

One adverb that is formed from an adjective stem in a different way is **kidogo** (*a little*), from the stem **-dogo** (*small*). It takes the class 7 adjectival prefix **-ki**.

**Ninampenda kidogo.** *I like him a little.*

Some adverbs are formed by combining **kwa** + abstract nouns.

**Juma alitembea kwa haraka.***Juma walked quickly.*

- **Kwa haraka** is formed from the noun **haraka** (*speed*).

Adverbs that refer to styles associated with ethnic groups or nationalities are formed from the class 1 nouns by replacing the class 1 noun prefix with the class 7 adjective prefix. They are always capitalized. (Don't confuse these forms with the nouns used to refer to languages, such as **Kiswahili** and **Kiingereza**.)

**Mzungu** (*a European*) ⇒ **Kizungu** (*in a European style*)

**Mswahili** (*a Swahili*) ⇒ **Kiswahili** (*in a Swahili style*)

**TAKE NOTE**

In English some adverbs are identical in form to the corresponding adjectives.

Juma is *fast*.  
|  
adjective  
modifies the noun *Juma*

Juma runs *fast*.  
|  
adverb  
modifies the verb *run*

It is important that you differentiate between a word used as an adverb or as an adjective so that, if you are translating into Swahili, you will know which Swahili form to use: the adverb, which is invariable; or the adjective, which agrees in class with the noun it modifies.

## REVIEW

A. Circle the adverbs in the sentences below, and underline the word each adverb modifies. Circle the part of speech of the word the adverb modifies: verb (V), adjective (Adj.), or adverb (Adv.).

- |  |   |      |      |
|--|---|------|------|
| 1. Kezilihabu writes beautifully.                  | V | Adj. | Adv. |
| 2. His novels are very interesting.                | V | Adj. | Adv. |
| 3. <i>Rosa Mistika</i> is worth reading often.     | V | Adj. | Adv. |
| 4. The main character, Rosa, is quite sympathetic. | V | Adj. | Adv. |
| 5. You will feel extremely sorry for her.          | V | Adj. | Adv. |

B. Circle whether the underlined word in each of the sentences below is an adjective (Adj.) or an adverb (Adv.).

- |  |      |      |
|--|------|------|
| 1. <b>Vi</b> tu hivi ni <u>vizuri</u> .          | Adj. | Adv. |
| 2. <b>Tuna</b> fahamiana <u>vizuri</u> .         | Adj. | Adv. |
| 3. <b>Vitendo</b> vyake vilikuwa <u>vibaya</u> . | Adj. | Adv. |
| 4. <b>Timu</b> yetu ilicheza <u>vibaya</u> .     | Adj. | Adv. |
| 5. <b>Anavaa</b> <u>Kimarekani</u> .             | Adj. | Adv. |



# CONJUNCTIONS

## Chapter 46 CONJUNCTIONS

A **conjunction** is a word that joins words or groups of words.

Adija *and* her mother are having an argument.

*Neither* Sudi *nor* Zuhura eat meat.

I wanted to go to the party, *but* I was sick.

### IN ENGLISH

There are two kinds of conjunctions: **coordinating** and **subordinating**.

**Coordinating conjunctions** join words, phrases, and clauses that are equal in form; they connect or *coordinate* ideas of equal rank. Typical coordinating conjunctions are *and*, *but*, *or*, *nor*, *yet*, and *for*.

beautiful *or* ugly

|

connects words

over here *and* over there

|

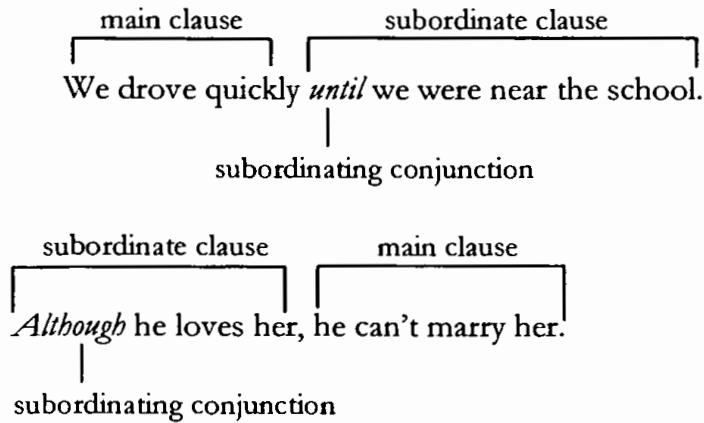
connects phrases

The day was warm *but* we felt comfortable.

|

connects clauses

**Subordinating conjunctions** join a dependent clause to a main clause; they subordinate one clause to another. The main idea is expressed in the main clause, and the clause introduced by a subordinating conjunction is called a subordinate clause. Typical subordinate conjunctions are *although*, *because*, *if*, *unless*, *so that*, *while*, *that*, *whenever*, and *until*.



NOTE: The main clause is not always the first clause of the sentence.

### KWA KISWAHILI

Conjunctions, called **viunganishi** in Swahili, are invariable; they never change. They do not have number, class or tense.

The major coordinating conjunctions are **na** (*and*), **lakini** (*but*), **au** (*or*), and **wala** (*nor*). Typical subordinating conjunctions are **ijapo** (*although*), **ingawa** (*although*), **kwa sababu** (*because*), **kwani** (*because*), **kwa kuwa** (*because*), **kama** (*if*), **wakati** (*when*), **ili** (*so that*), **kabla** (*before*) and **baada** (*after*).

Most conjunctions require the use of the indicative mood (in any tense) for the verb that follows.

**Ataenda dukani kwa sababu anahitaji sukari.**

*She will go to the store because she needs sugar.*

However, there are a few exceptions. **Ili** (*so that*) requires the use of the subjunctive mood for the verb that follows.

**Nilikuambia ili ujue.**

*I told you so that you'd know.*

**Wakati** (*when*) requires the use of the relative construction with the class 16 relative infix **-po-** in the verb that follows.

**Wakati nilipoenda shuleni, nilikuwa mdogo.**

*When I went to school, I was small.*

**Kabla** (*before*) requires the use of the negative imperfect tense in the verb that follows.

**Kabla hajafika, tuliwazungumzia watoto wetu.**

*Before he arrived, we talked about our children.*

**Baada** (*after*) requires the use of the imperfect tense in the verb that follows.

**Baada amefika, tuliacha kuwazungumzia watoto wetu.**

*After he arrived, we stopped talking about our children.*

**Kama** (*if*) requires the use of the conditional tense in the verb that follows.

**Kama akija, tutamwona.**

*If he comes, we will see him.*

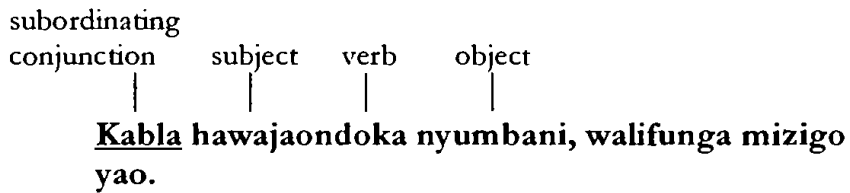
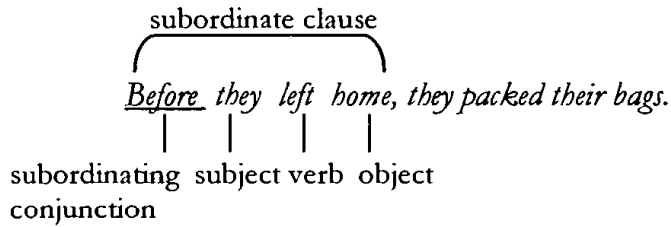
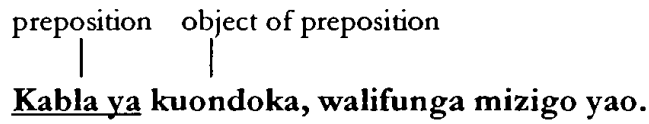
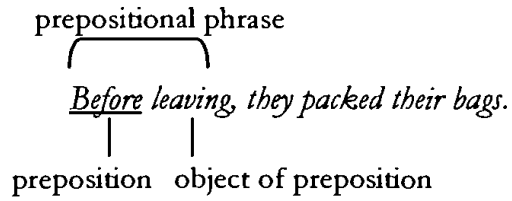
When you learn a new conjunction, be sure to memorize what kind of verb it governs.

### **Subordinating Conjunction or Preposition?**

Occasionally the same word can be used as a subordinating conjunction and a preposition in English. Some of the Swahili subordinating conjunctions are also used as prepositions, but with slight modifications.

For instance, *before* can be used as a subordinating conjunction and as a preposition in English. In Swahili, however, as a subordinating conjunction *before* is **kabla**, but **kabla ya** as a preposition. The subordinating conjunction **wakati** (*when*) becomes **wakati wa** as a preposition, and the subordinating conjunction **baada** (*after*) becomes **baada ya** as a preposition.

You can distinguish between a preposition and a subordinating conjunction simply by determining if the word introduces a prepositional phrase or a subordinate clause (see Chapter 47).



**REVIEW**

In the sentences below, circle whether the underlined word is a preposition (P) or a subordinate conjunction (SC).

1. I spoke to him after class.

P      SC

2. After you finish reading, write out a summary.

P      SC

3. I believed him because I know he is an honest person.

P      SC

4. Because of her illness, she was unable to attend.

P      SC

5. She read the book before she saw the movie.

P      SC

6. We met up before the party.

P      SC

# PREPOSITIONS



## Chapter 47

### PREPOSITIONS & PREPOSITIONAL PHRASES

A **preposition** is a word that shows the relationship between a noun or pronoun and another word in the sentence. Prepositions may indicate position, direction, time, manner, means or agent.

I walked by the store.  
|  
preposition of direction

Juma was given a gift by his teacher.  
|  
preposition of agent

#### IN ENGLISH

The noun or pronoun that the preposition connects to the rest of the sentence is called the **object of the preposition**. Together they make up a **prepositional phrase**. Here are examples of prepositional phrases.

- to show location      The book is on the table.
- to show direction      Come toward me.
- to show time      She has studied Swahili for years.
- to show manner      He ate the meal with great fervor.

- to show means            I cut myself *with the knife*.
- to show agent            The show was seen *by many*.

To help you recognize prepositional phrases, here is a passage in which the prepositional phrases are in italics and the preposition that introduces each phrase is underlined.

Africa is the second-largest continent (*after Asia*), straddling the equator and lying largely *within the tropics*. Africa forms a plateau *between the Atlantic and Indian oceans*. *Before the 1880s* Europeans were, except *in South Africa*, largely confined *to the coastal regions*. *By the end of the 19<sup>th</sup> century* the whole continent, *except for Liberia and Ethiopia*, was under foreign domination either *by European powers* or *by the Ottoman Empire*. Beginning *in the 1940s*, the former colonies secured their independence *within the space of 40 years*, but the process *of rapid decolonization* brought unrest and instability *to many parts of the continent*. A major factor *in this unrest* was, and continues to be, the artificial boundaries created *by colonialism*.<sup>15</sup>

---

<sup>15</sup> Quoted from "Africa," *Oxford One-Volume Illustrated Encyclopedia* (London: Oxford, 1997).

**KWA KISWAHILI**

Prepositions are called **vihusishi**. The noun or pronoun that the preposition connects to the rest of the sentence is called the **shamirisho ya kihusishi**. Together they make up a **kirai cha kihusishi**. There are several uses of prepositions in Swahili.

- to show location            **Alikaa chini ya mti.**  
*She sat under the tree.*
- to show time                **Tulikuja kabla ya saa**  
**tatu.**  
*We came before nine o'clock*
- to show cause              **Alipigwa kwa sababu**  
**ya makosa.**  
*He was beaten because of*  
*mistakes.*
- to show agent              **Alipewa zawadi na**  
**mama yake.**  
*She was given a gift by her*  
*mother.*
- to show means<sup>16</sup>         **Alikatwa kwa kisu.**  
*She was cut by a knife.*

---

<sup>16</sup> Note that when a passive verb is followed by a preposition of agent and the object of the preposition is animate, the preposition is *na*; but when it is followed by a preposition of means and the object of the preposition is inanimate, the preposition is *kwa*. See Chapter 44, Active and Passive Voice.

- to show possession      **Nipe kitabu cha Sudi.**  
*Give me Sudi's book.*  
(Literally: *the book of Sudi.*)
  
- to show type              **Amevaa nguo za**  
**Kiunguja.**  
*He is wearing Zanzibari*  
*clothing.<sup>17</sup>*  
(Literally: *of the Zanzibari*  
*style.*)
  
- to show manner          **Alisema kwa ukali.**  
*She spoke severely.<sup>18</sup>*  
(Literally: *with/by severity.*)
  
- to show comparison      **Adija anasoma zaidi**  
**kuliko Sudi.**  
*Adija studies more than Sudi.*

---

<sup>17</sup> Note that prepositions that show type form prepositional phrases that function as adjectives. See Chapter 14, Adjectives.

<sup>18</sup> Note that prepositions that show manner form prepositional phrases that function as adverbs. See Chapter 45, Adverbs.

## TAKE NOTE

You must learn to distinguish in English between prepositional phrases introduced by *to* indicating the indirect object (see Chapter 36, Indirect Objects) and *to* indicating direction toward a location, because these take different forms in Swahili.

- ◆ *to* indicating a direct object ⇒ *prepositional verb*

The action of the verb is done to or for someone or something. The prepositional phrase answers the question *to what?* or *to whom?* In English, the indirect object can be expressed either by *to* or by reversing the word order and putting the indirect object without the *to* before the direct object (see Chapter 34, Objects).

He read the book *to me*.

He read *me* the book.

- He read the book to whom? To me.
- *Me* is the indirect object.

In Swahili, the indirect object must be expressed as the object of a prepositional verb.

**Alinisomea kitabu.** *He read the book to me.*

- ◆ *to* indicating direction toward a location ⇒ *kuelekea* + object

The preposition *to* is used in a phrase of direction towards a location. It answers the question *to where?*

She was running *to school*.

- She was running to where? To school.

- *To school* is the object of the preposition *to*.

In Swahili, if the object of the preposition is an object, the locative is expressed by the infinitive of the verb **kuelekea** (*to go toward*) + a class 17 noun.

**Alikuwa akikimbia *kuelekea shuleni*.**

*She was running toward the school.*

If the object of the preposition is animate, the locative is expressed by the infinitive of the verb **kuelekea** + the noun.

**Alikuwa akikimbia *kunielekea mimi*.**

*She was running toward me.*

## REVIEW

Underline the prepositional phrases in the sentences below,<sup>19</sup> and circle the prepositions.

1. The United Republic of Tanzania consists of the mainland republic of Tanganyika and the island republic of Zanzibar.
2. The interior is dominated by a plateau.
3. The capital, Dodoma, lies in the center of Tanzania.
4. The plateau is broken by the Great Rift Valley, the west arm of which contains lake Tanganyika.
5. The east arm runs through central Tanzania to meet the west arm near Lake Malawi.

---

<sup>19</sup> Quoted from "Tanzania," *Oxford One-Volume Illustrated Encyclopedia* (London: Oxford, 1997).

## Chapter 48

### OBJECT OF THE PREPOSITION

An **object of a preposition** is a noun or pronoun which receives the action of the verb through a preposition.

I walked by the store.  
|  
object of the preposition *by*

Juma carried a gift for his teacher.  
|  
object of the preposition *for*

#### IN ENGLISH

An object of a preposition receives the action of the verb through a preposition other than *to*. (Objects of the preposition *to* are considered indirect objects and are discussed in Chapter 36.) It answers the question *whom?* or *what?* asked after the preposition.

Sudi is shopping *for new shoes*.

- Sudi is shopping for what? New shoes.
- *New shoes* is the object of the preposition *for*.

I went to the game *with my father*.

- I went to the game with whom? My father.
- *My father* is the object of the preposition *with*.



**KWA KISWAHILI**

An object of a preposition, called **shamirisho ya kihusishi** in Swahili, receives the action of the verb through any preposition. (Prepositions are explained in Chapter 47.) It answers the question **nani?** (*who?*) or **nini?** (*what?*) asked after the preposition.

**Alizungumza na mwenyeduka.**

*He spoke with the shopkeeper.*

- **Alizungumza na nani? Mwenyeduka.**

**Tulisafiri kwa basi. We travelled by bus.**

- **Tulisafiri kwa nini? Basi.**

**TAKE NOTE**

The relationship between a verb and its object is often different in English and Swahili. For example, a verb may take an object of a preposition in English but a direct object in Swahili. Therefore, when you learn a Swahili verb it is important to find out if its meaning incorporates a preposition. Your textbook and dictionaries will indicate when the meaning of a Swahili verb incorporates a preposition.

**ENGLISH: object of a preposition**

⇒ **SWAHILI: direct object**

He is looking *for coffee*.

- Function in English: object of a preposition
- *He is looking for what? Coffee.*
- *Coffee* is the object of the preposition *for*.

**Anatafuta kahawa.**

- Function in Swahili: direct object
- **Anatafuta nini? Kahawa.**
- The verb **kutafuta** is not followed by a preposition; therefore, its object is a direct object.

Many common verbs require an object of a preposition in English, but a direct object in Swahili, because their meanings already incorporate a preposition.

*to look at*  
*to wait for*

**kuangalia**  
**kusubiri**

An object of one of these verbs, or of a prepositional verb (explained in Chapter 41, Verb Extensions), is not an object of a preposition; it is an object or an indirect object.

**REVIEW**

Circle the object of the preposition in each sentence.

1. They will walk by the window.
2. I went to the store for Zawadi.
3. The oranges were sold in bunches.
4. The teacher told us about Swahili grammar.
5. Let's speak in a whisper.

# SENTENCES

## Chapter 49

### SENTENCES, PHRASES & CLAUSES

A **sentence** is the expression of a complete thought. For example:

*The dog ran across the street.*

A **phrase** is a group of two or more words expressing a thought, but without a subject or a conjugated verb; it may contain an object.

*the dog*

*across the street*

|

object of the preposition *across*

A **clause** is a group of words containing a subject and a conjugated verb.

*the dog ran*

*he saw a cat*

A clause can combine with other clauses to form a compound or complex sentence.

*The dog ran across the street because he saw a cat.*

### IN ENGLISH

#### SENTENCES

A **sentence** usually consists of at least of a subject (see Chapter 19) and a verb (see Chapter 21).

Abunawas spoke.  
 |            |  
 subject    verb

The teacher was laughing.  
 |                    |  
 subject            verb phrase

                  subject  
 |  
 Where did you go?  
 ┌──────────┐  
 verb phrase

Depending on the verb, a sentence may also have **direct** and **indirect objects** (see Chapters 35-36).

Laila passed the exam.  
 |        |        |  
 subject    verb    direct object

The farmer sold him a tractor.  
 |        |        |        |  
 subject    verb    indirect    direct  
                                   object    object

In addition, a sentence may include various kinds of **modifiers**: **adjectives** (see Chapter 14), **adverbs** (see Chapter 45), **prepositional phrases** (see Chapter 47), and **participial phrases** (see Chapter 42). Modifiers are adjectival if they modify nouns. Modifiers are adverbial if they modify verbs, adjectives or adverbs.

Laila passed the *difficult* exam.

|  
adjective

Laila *successfully* passed the exam.

|  
adverb

Laila passed the exam *despite her refusal to study.*

|  
adverbial prepositional phrase  
telling how Laila passed

Laila, *trying hard to remember details,* passed the exam.

|  
adjectival participial phrase modifying Laila

It is important that you be able to recognize complete sentences and to distinguish phrases and clauses from complete sentences.

### PHRASES

The various kinds of phrases are identified by the type of word beginning the phrase.

1. **prepositional phrase:** a preposition + object of preposition

*along* the road  
*towards* the house

*after* the party

A prepositional phrase is adjectival if it modifies a noun, adverbial if it modifies a verb. (See Chapter 47, Prepositions, and Chapter 48, Object of the Preposition.)

2. **participial phrase:** starts with a participle

driving the car  
|  
present active  
participle of *to drive*

driven by anger  
|  
perfect passive  
participle of *to drive*

A participial phrase is adjectival since it modifies a noun.  
(See Chapter 42, Participles.)

3. **infinitive phrase:** starts with an infinitive

to study vocabulary  
|                    |  
infinitive        object of *to study*

to water the plants daily  
|                    |  
infinitive        adverb modifying *to water*

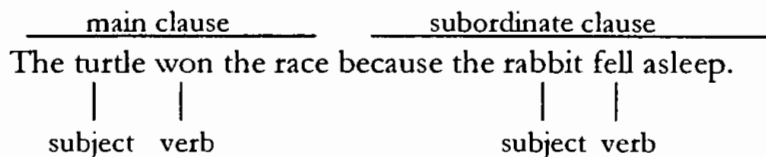
4. **verb phrase:** starts with an auxiliary verb or word (see Chapter 33)

To recognize such phrases you need to recognize the individual parts (prepositions, participles, infinitives) and then isolate all those words within groups of words which work as a unit of meaning. If this unit of meaning does not have both a subject and a conjugated verb, it is a phrase.



CLAUSES

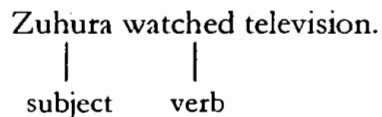
There are two kinds of clauses: **main** (or **independent**) and **subordinate** (or **dependent**). A **main clause** generally expresses a complete thought, the important idea of the sentence. If it stood alone with a capitalized first word and a period at the end, it could be a simple sentence. A **subordinate clause** cannot stand alone as a complete sentence. It must always be combined with a main clause.

TYPES OF SENTENCES

There are three types of sentences: **simple**, **compound**, and **complex**.

1. A **simple sentence** consists of only one main clause with no subordinate clauses. It has a subject and a conjugated verb. There may be many modifiers with a variety of word order.

There is no set position for the verb in an English sentence or clause, but the subject usually comes before the verb, except in questions.



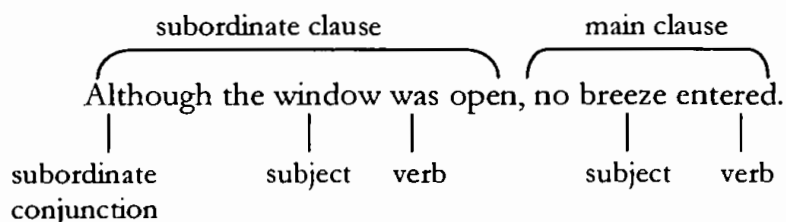
A modifier can come before or after the subject or the verb.



3. A **complex sentence** is a sentence consisting of a main clause and one or more subordinate clauses.

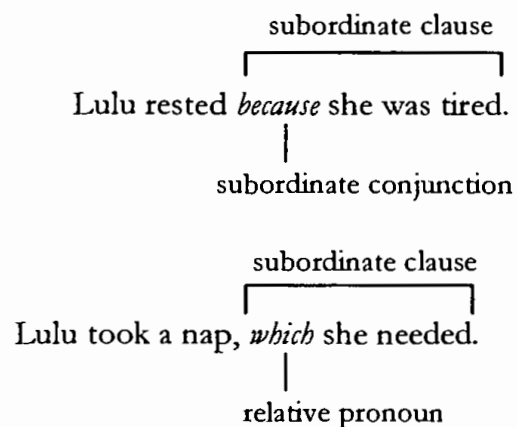
The main clause in a complex sentence generally can stand alone as a complete sentence.

The subordinate clause cannot stand alone as a complete sentence; it depends on the main clause for its full meaning, and it is subordinate to the main clause.



It makes sense to say “no breeze entered” without the first clause in the sentence; therefore, it is a main clause and could stand alone. It does not make sense to say “although the window was open” unless we add a conclusion; therefore, it is a subordinate clause.

It is important that you be able to distinguish a main clause from a subordinate clause. To do so will help you to write complex sentences and avoid sentence fragments. Subordinate clauses are introduced by subordinate conjunctions (see Chapter 46, Conjunctions) or relative pronouns (see Chapter 12).



All relative clauses are adjectival since they modify nouns.

### KWA KISWAHILI

Sentences are called **sentensi**.<sup>20</sup> Phrases are called **virai**. Clauses are called **vishazi**. Sentences, phrases, and clauses are generally identified the same way in Swahili as they are in English.

### SENTENSI

A sentence usually consists of at least of a subject (see Chapter 19) and a verb (see Chapter 21).

**Sudi alikimbia.**      *Sudi ran.*

---

<sup>20</sup> Other terms used for sentences include *mafungo ya maneno* (singular: *fungo la maneno*) and *sentenso*. See G.W. Broomfield. *Sarufi ya Kiswahili: A Grammar of Swahili in Swahili for Swahili-Speaking People* (London: Sheldon Press, 1931).

However, because a Swahili verb contains the subject and the verb, a Swahili sentence may consist of only one word.

**Alikimbia.**    *He ran.*

Depending on the verb, a sentence may also have direct and indirect objects (see Chapter 35 and 36).

**Laila alishinda mtihani.**

subject	verb	direct object

**Mkulima alimwuzia trekta.**

subject	indirect object	verb	direct object

In addition, a sentence may include various kinds of modifiers: adjectives (see Chapter 14), adverbs (see Chapter 45), prepositional phrases (see Chapter 47), and participial phrases (see Chapter 42). Modifiers are adjectival if they modify nouns. Modifiers are adverbial if they modify verbs, adjectives or adverbs.

**Laila alishinda mtihani *mgumu*.**

adjective

**Laila alishinda mtihani *vizuri*.**

adverb

Laila alishinda mtihani ingawa alikataa kusoma.

adverbial prepositional phrase  
telling how Laila passed

adjectival participial phrase modifying Laila

Laila, akijaribu sana kukumbuka kila kitu, alishinda mtihani.

It is important that you be able to recognize complete sentences and to distinguish phrases and clauses from complete sentences.

### VIRAI

The various kinds of phrases are identified by the type of word beginning the phrase.

1. **kirai cha kihusishi** (*prepositional phrase*): a preposition + object of preposition

*karibu na meza* (*near the table*)

*baada ya pati* (*after the party*)

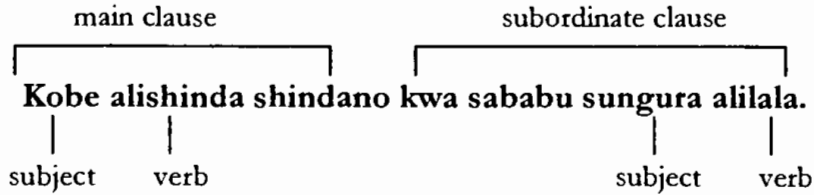
*mbele ya gari* (*in front of the car*)

A prepositional phrase is adjectival if it modifies a noun, adverbial if it modifies a verb. (See Chapter 47, Prepositions and Prepositional Phrases, and Chapter 48, Object of the Preposition.)

2. **kirai cha kitenzi cha -ki-** (*participial phrase*): starts with a participle



A subordinate clause, called **kishazi tegemezi** in Swahili, cannot stand alone as a complete sentence. It must always be combined with a main clause.



*The turtle won the race because the rabbit slept.*

A subordinate clause is adjectival if it modifies a noun, adverbial if it modifies a verb, adjective or adverb. Subordinate clauses are introduced by subordinate conjunctions, which are explained in more detail below.

### TYPES OF SENTENSI

There are three types of sentences: **simple**, **compound**, and **complex**.

1. A simple sentence, called **sentensi sahili**, consists of only one main clause with no subordinate clauses. It has a subject and a conjugated verb. There may be many modifiers with a variety of word order.

There is no set position for the verb in an Swahili sentence or clause, but the subject always comes before the verb.



**Zuhura aliangalia televisheni.**

|                      |  
 subject              verb

*Zuhura watched television.*

A modifier can come after the verb.

**Watoto walipita kimya chumba cha wazazi.**

|              |              |  
 subject      verb          adverb

*The children passed their parents' room quietly.*

In questions, the word order does not vary from the normal simple sentence order. The only difference between a sentence and a question is the addition of a question mark at the end, and, sometimes, the interrogative marker **Je** at the beginning.

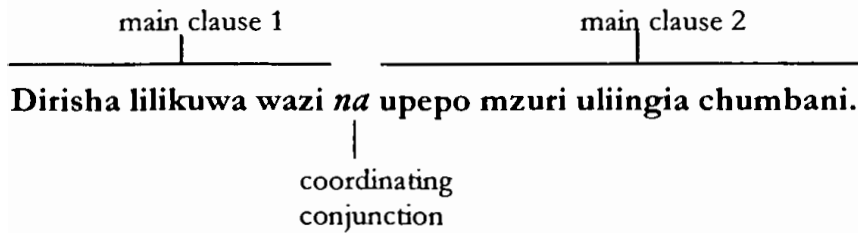
**Zuhura aliangalia televisheni?**

or

**Je, Zuhura aliangalia televisheni?**

2. A compound sentence, called **sentensi ambatani**, consists of two statements or equal main clauses. These two statements are joined by coordinating conjunctions (see Chapter 46, Conjunctions).

The two main clauses are connected by a coordinating conjunction. Each clause has its own subject and conjugated verb. Each, standing alone, could be a simple sentence.

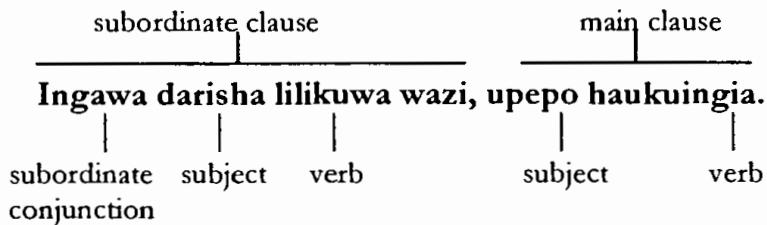


*The window was open and a nice wind entered the room.*

3. A complex sentence, called **sentensi changamano**, is a sentence consisting of a main clause and one or more subordinate clauses.

The main clause in a complex sentence generally can stand alone as a complete sentence.

The subordinate clause cannot stand alone as a complete sentence; it depends on the main clause for its full meaning, and it is subordinate to the main clause.

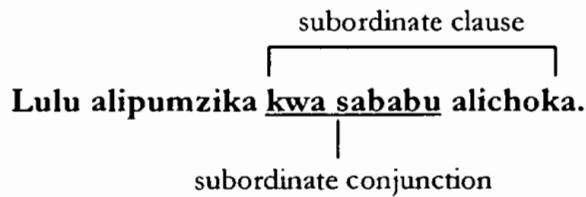


*Although the window was open, the wind did not enter.*

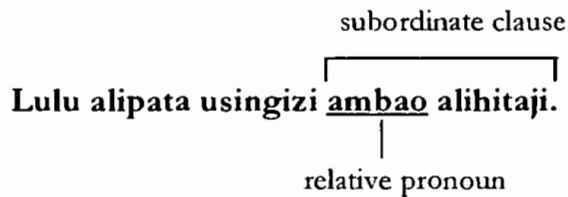
It makes sense to say “**upepo haukuingia**” without the first clause in the sentence; therefore, it is a main clause and could stand alone. It does not make sense to say

“**ingawa dirisha lilikuwa wazi**” unless we add a conclusion; therefore, it is a subordinate clause.

It is important that you be able to distinguish a main clause from a subordinate clause. To do so will help you to write complex sentences and avoid sentence fragments. Subordinate clauses are introduced by subordinate conjunctions (see Chapter 46, Conjunctions) or relative constructions (see Chapter 12).



*Lulu rested because she was tired.*



*Lulu got the sleep which she needed.*

All relative constructions are adjectival since they modify nouns.

### REVIEW

A. Circle whether the sentences below<sup>21</sup> are simple (S), compound (C) or complex (CX).

1. Swahili is a Bantu language and it is a member of the Niger-Congo family of African languages.

S    C    CX

2. It developed as a lingua franca and trading language in most of East Africa, becoming the official language of Tanzania in 1967 and of Kenya in 1973.

S    C    CX

3. It is also in use in parts of central and southern Africa.

S    C    CX

4. It has a large body of literature, including poetry, novels, short stories, and theater.

S    C    CX

---

<sup>21</sup> Adapted from "Swahili," *Oxford One-Volume Illustrated Encyclopedia* (London: Oxford, 1997).

B. Circle whether the following<sup>22</sup> are phrases (P), clauses (C), or sentences (S). All punctuation has been omitted.

1. Kenya's flag dates from 1963

P      C      S

2. when the country became independent

P      C      S

3. it is based on the flag of KANU (Kenya African National Unity)

P      C      S

4. the political party that led the nationalist struggle

P      C      S

5. the Masai warrior's shield and crossed spears represent the defense of freedom

P      C      S

---

<sup>22</sup> Adapted from "Kenya," *Oxford One-Volume Illustrated Encyclopedia* (London: Oxford, 1997).

## Chapter 50 DECLARATIVE & INTERROGATIVE SENTENCES

A sentence is classified according to its purpose—whether it makes a statement or asks a question.

A **declarative sentence** is a sentence that makes a statement.

*Zuhura owns many books.*

An **interrogative sentence** is a sentence that asks a question.

*Does Zuhura own many books?*

In writing, an interrogative sentence has a question mark at the end. In speech, an interrogative question usually has a rising intonation.

### IN ENGLISH

A declarative sentence can be changed to an interrogative sentence in one of three ways:

1. Add the auxiliary verb *do*, *does*, *did*, *will*, or *shall* before the subject and change the main verb to the dictionary form of the verb. *Do* and *does* are used to introduce a question in the present tense and *did* to introduce a question in the past tense (see Chapters 22-25 on the present and past tenses). *Will* or *shall* are used to introduce a question in the future tense (see Chapter 28, Future Tense).

- **present** Sudi sits on the couch reading.  
*Does Sudi sit on the couch reading?*
- **past** Sudi sat on the couch reading.  
*Did Sudi sit on the couch reading?*
- **future** Sudi will sit on the couch reading.  
*Will Sudi sit on the couch reading?*

2. Some verbs allow you to change their word order, placing the verb before the subject.

STATEMENT     *Sudi is on the couch reading.*  
                   | |  
                   subject verb

QUESTION     *Is Sudi on the couch reading?*  
                   | |  
                   verb subject

3. Adding a short phrase at the end of the statement. This short phrase is sometimes called a **tag question**. A tag question is used when you expect a “yes” or “no” answer.

Sudi isn't sitting on the couch, *is he?*  
 Sudi is sitting on the couch, *isn't he?*

### **KWA KISWAHILI**

Statements, called **matangazo**, can be changed into questions, called **maswali**, in one of three ways. Note that the word order does not change. In spoken Swahili, a rising intonation is used with questions, similar to the intonation used in English questions.

**TANGAZO Sudi amekaa kwenye kochi.**

1. Adding the question indicator **Je** to the beginning of the sentence and a question mark to the end. **Je** is usually used with questions that expect a “yes” or “no” answer.

**SWALI Je, Sudi amekaa kwenye kochi?**

2. Adding a question mark to the end of the sentence, when expecting a “yes” or “no” answer.

**SWALI Sudi amekaa kwenye kochi?**

3. Adding a tag question, called **kirai shawishi**, to the end of the sentence. **Sivyo** is the most common tag question. It expects a “yes” answer, but a “no” answer may be given.

**SWALI Sudi amekaa kwenye kochi, sivyo?**

**SWALI Sudi amekaa kwenye kochi, au sivyo?**



### TAKE NOTE

All three of these methods are used for questions that expect a “yes” or “no” answer. Questions that expect a more complicated answer usually use interrogative pronouns or adjectives (see Chapters 9 and 17).

---

### REVIEW

Change the following sentences<sup>23</sup> to questions.

1. *The Republic of Kenya straddles the Equator in East Africa.*

---

2. *Mombasa lies on the narrow coastal plane.*

---

3. *Most of Kenya comprises high scrubland around Lake Turkana.*

---

4. *In the southwest are the Kenyan highlands.*

---

5. *Mount Kenya is the country's highest peak.*

---

---

<sup>23</sup> English sentences adapted from “Kenya,” *Oxford One-Volume Illustrated Encyclopedia* (London: Oxford, 1997).

6. *Nairobi is the capital.*

---

7. *The Great Rift Valley cuts through western Kenya.*

---

8. *Mombasa is hot and humid.*

---

9. *The coast is lined with mangrove swamps.*

---

10. *Kenya is the world's fourth largest tea producer.*

---

**11. Kiswahili kinasemwa Tanzania.**

---

**12. Watu wengi wanasema Kiswahili kama lugha ya pili.**

---

**13. Waswahili wanakaa pwani ya Afrika ya Mashariki.**

---

**14. Wanafunzi wengi wa Kimarekani wanachagua kusoma Kiswahili.**

---







**Kama ungefanya kazi, ungepewa tuzo.***If you should work, you would be rewarded. (should-would)*

or

*If you were working you would be rewarded. (contrary-to-fact)***Kama ungelifanya kazi, ungelipewa tuzo.***If you had worked, you would have been rewarded.***REVIEW**

Circle whether the conditional sentences below<sup>25</sup> are simple (S), should-would (SW) or contrary-to-fact (CF).

1. *If you visit Uganda, you will see many lakes and swamps.*  

S      SW      CF
2. *If you should travel toward the west, you would see an arm of the Great Rift Valley.*  

S      SW      CF
3. *If the Ugandan flag used green instead of yellow, it would have the same colors as the Kenyan flag.*  

S      SW      CF
4. *If the National Resistance Army had not captured Kampala in 1986, Museveni would not have become president.*  

S      SW      CF

<sup>25</sup> Adapted from "Uganda," *Oxford One-Volume Illustrated Encyclopedia* (London: Oxford, 1997).

5. *If you travel east from Kampala, you cross Lake Victoria and enter Tanzania.*

S SW CF

6. **Kama ungeliniuliza, ungelijua kwamba pati ni leo.**

S SW CF

7. **Kama ukitaka kuja, niambie tu.**

S SW CF

8. **Tutafurahi sana kama ukija na wenzako.**

S SW CF

9. **Ungeweza kuleta chakula kidogo?**

S SW CF

10. **Kama huwezi, si kitu.**

S SW CF

## Chapter 52 DIRECT & INDIRECT STATEMENTS

A **direct statement** is the transmission of a message by direct quotation. The message is set in quotation marks.

*My mother said, "I like your friend Laila."*

An **indirect statement** is the reporting of a message without quoting the words directly. It does not use quotation marks.

*My mother said (that) she likes my friend Laila.*

Notice in the first sentence above that the speaker's first person pronoun (*I like . . .*) in the direct statement changes to the third person pronoun (*she likes*) to agree logically with the perspective of the person doing the reporting. Also, in the second sentence, the possessive adjective *your* has changed to *my*.

### IN ENGLISH

An indirect statement is easy to recognize since the reported message is introduced by *that* forming a subordinate clause (see Chapter 49, Sentences, Phrases and Clauses) used as an object of the verb. No quotation marks are used. Frequently, especially in speech, the introductory word *that* is omitted.

*The teacher said (that) we should study tonight.*

*The president claims (that) he will lower taxes.*



When the direct statement is transformed into a reported message, there is usually a shift in tense to maintain the logical time sequence in indirect statement.

DIRECT STATEMENT		⇒	INDIRECT STATEMENT	
She <i>said</i> , "I <i>like</i> Laila."			She <i>said</i> that she <i>liked</i> Laila.	
past	present		past	past
She <i>said</i> , "I <i>liked</i> Laila."	She <i>said</i> that she <i>had liked</i> Laila.			
past	past	past	past perfect	
She <i>said</i> , "I <i>will like</i> Laila."	She <i>said</i> that she <i>would like</i> Laila.			
past	future	past	auxiliary <i>would</i> + verb	

### KWA KISWAHILI

Indirect statements, called **kauli zilizotajwa**, are used not only after verbs of saying, but also after verbs of thinking, feeling, sensing, writing and the like. Swahili uses the introductory words **kwamba** or **kuwa** like the *that* of the English construction. Indirect statement is very commonly used in Swahili, but follows rules slightly different from those used in English. Note that there is not usually a shift in tenses when a direct statement is transformed into an indirect statement.

TANGAZO ⇒	KAULI ILIYOTAJWA
Alisema, "Nampenda Laila."	Alisema kwamba anampenda Laila
past      present	past              present
Alisema, "Nilimpenda Laila."	Alisema kuwa alimpenda Laila
past              past	past              past
Alisema, "Nitampenda Laila."	Alisema kwamba atampenda Laila
past              future	past              future

---

### REVIEW

Change the direct statements below to indirect statements.

1. *Salim told me, "My ankle really hurts today."*

---

2. *I thought, "Of course it does; you fall down all the time."*

---

3. *"Maybe you should go to the doctor," I said.*

---

4. *"Alright," said Salim. "I'll go."*

---

5. *Salim went to the doctor, who told him, "You have a sprained ankle."*

---

6. Salim aliniambia, "Mguu wangu unaumia leo."

---

7. Nilifikiri, "Bila shaka. Unaanguka mara kwa mara."

---

8. "Labda itabidi uende kwa daktari," nilisema.

---

9. "Sawa," Salim alisema. "Nitaenda."

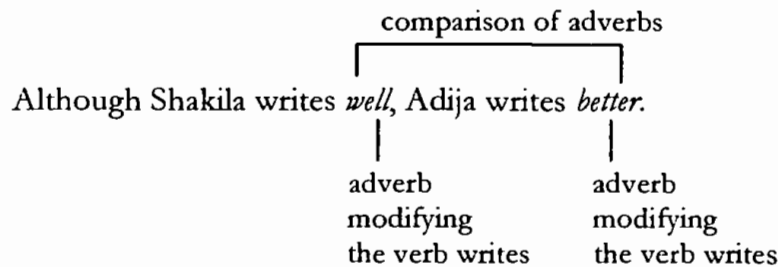
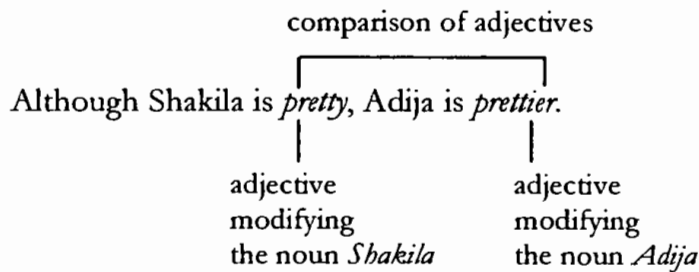
---

10. Salim alienda kwa daktari ambaye alimwambia, "Ulivunja mguu wako."

---

## Chapter 53 COMPARISONS

When adjectives are used to compare the qualities of the nouns they modify, or when adverbs are used to compare the qualities of the verbs they modify, they change forms. This change is called **comparison**.



### IN ENGLISH

There are three degrees of comparison and each degree is formed in a different way.

1. The **positive form** refers to the quality of a person or thing. It is simply the adjective or adverb form.

Usi is *short*.

Juma runs *fast*.

The fabric is *colorful*.

The president speaks *quickly*.

2. The **comparative form** compares the quality of one person, thing or action with that of another person, thing or action. It is formed:

- by adding *-er* to short adjectives and to adverbs that do not end in *-ly*.

Usi is *shorter* than Mwanampate.

Juma runs *faster* than other boys his age.

- by placing *more* or *less* in front of longer adjectives and most adverbs.

This fabric is *less colorful* than that fabric.

This president speaks *more quickly* than the last one.

1. The **superlative form** is used to stress the highest or lowest degree of a quality. It is formed:

- by adding *-est* to short adjectives and to adverbs that do not end in *-ly*.

Usi is the *shortest* teacher in the room.

Of all the boys, Juma runs *fastest*.

- by placing *most, least, very* or *exceedingly* in front of longer adjectives and most adverbs.

This fabric is the *most colorful* one I have ever seen.

This president speaks *very quickly*.

Some of the most common adjectives and adverbs have irregular comparative and superlative forms; here are a few examples.

<i>bad, ill</i>	<i>worse</i>	<i>worst</i>
<i>far</i>	<i>farther (distance)</i>	<i>farthest</i>
<i>further (additional)</i>	<i>furthest</i>	
<i>good, well</i>	<i>better</i>	<i>best</i>
<i>little</i>	<i>less, lesser</i>	<i>least</i>
<i>littler</i>	<i>least</i>	
<i>much, many</i>	<i>more</i>	<i>most</i>

### KWA KISWAHILI

Comparison is called **ulinganishaji**, from the verb **kulinganisha**, *to compare*. Swahili has the same three degrees of comparison that exist in English, but they are expressed differently.

1. The positive form, called **umbo halisi**, is simply the adjective or adverb. See Chapter 14, Adjectives, and Chapter 45, Adverbs.

**Usi ni mfupi.**

*Usi is short.*

**Juma anakimbia kwa haraka.**

*Juma runs quickly.*

2. The comparative form, called **umbo linganishi**, compares the quality of one person, thing or action with

that of another person thing or action. It is formed by using a comparative preposition after the adjective or adverb compared. These conjunctions include **kuliko**, **zaidi ya**, **kupita**, and **kushinda**.

**Usi ni mfupi kuliko Mwanampate.**

*(Usi is shorter than Mwanampate.)*

**Juma anakimbia kwa haraka zaida ya wavulana wengine.**

*(Juma runs faster than other boys.)*

**Kitambaa hiki kina rangi chache kupita kile.**

*(This fabric has fewer colors than that one.)*

**Rais huyu anasema upesi kuwashinda wengine.**

*(This president speaks more quickly than others.)*

When the object of comparison is not specified, the adjective **zaidi** (*more*) is used without any conjunction.

**Mtu huyu ni mwema zaidi.**

*This person is better.*

**Nina vitabu vingi zaidi.**

*I have more books.*

3. The superlative form, called **umbo lenye sifa ya juu (au ya chini) kabisa**, is formed by using the comparative prepositions described above, followed by the noun or adjective **-ote** (*all*). The dash (-) indicates that **-ote** must agree in class with the plural noun to which it refers.

**Usi ni mwalimu mfupi kuliko wote.**

*(Usi is the shortest teacher.)*

Literally: *Usi is a short teacher than all (the others).*

**Juma anakimbia kwa haraka zaida ya wavulana wote.**

*(Juma runs fastest of all the boys.)*

Literally: *Juma runs with speed greater than all the boys.*

**Kitambaa hiki kina rangi nyingi kupita vyote.**

*(This fabric is the most colorful of all.)*

Literally: *This fabric has many colors to surpass all.*

**Rais huyu anasema upesi kuwashinda wote.**

*This president speaks the most quickly.*

Literally: *This president speaks quickly to conquer all.*



### TAKE NOTE

Because they are also verbs, the Swahili comparative prepositions *kupita*, which literally means *to pass or surpass*, and *kushinda*, which literally means *to conquer*, must take object markers when followed by nouns that refer to people. See Chapter 35, Direct Objects.

---

### REVIEW

In the sentences<sup>26</sup> below, draw an arrow from the adjective to the noun it modifies. Circle the degree of comparison: positive (P), comparative (C) or superlative (S).

1. *His travel expenses were greater than mine.*  

P      C      S
2. *Juma and Adija's wedding was very traditional.*  

P      C      S
3. *My cousin is the best swimmer in town.*  

P      C      S
4. *The novelist is respected.*  

P      C      S
5. *Hud is the least competitive boy on the team.*  

P      C      S

---

<sup>26</sup> Sentences 6-10 are adapted from G.W. Broomfield, *Sarufi ya Kiswahili* (London: Sheldon Press, 1931).

6. **Huyu ni bwana mkubwa.**

P C S

7. **Hawa ni watu wema kuliko wengine.**

P C S

8. **Ng'ombe ni mrefu kuliko kondoo.**

P C S

9. **Amepata fedha nyingi zaidi ya ndugu yake.**

P C S

10. **Amekuwa hodari lakini sasa ni hodari zaidi.**

P C S

MISC.

## Chapter 54 REDUPLICATION

**Reduplication** is a process of creating new words by doubling a word or part of word. For example:

*hoity-toity*

### IN ENGLISH

**Reduplication** is not common in English, but it does occur. Here are some examples:

*higglety-pigglety*  
*hocus-pocus*

### KWA KISWAHILI

Reduplication is called **urudufu**, from the adjective **rudufu**, which means *double or twofold* and the verb **kurudufu**, which means *to double*. Reduplication in Swahili is used to form new words or to exaggerate a word's original meaning. Note that the part of speech can also be modified, and that reduplicated words comprise various parts of speech.

### REDUPLICATED VERBS = VITENZI RUDUFU

**kuenda** (verb) *to go*

⇒ **kuendaenda** (verb) *to go on and on*

**REDUPLICATED NOUNS = MAJINA RUDUFU**

**kupinda** (verb) *to bend, twist, fold, bend up*

⇒ **kipindupindu** (noun) *seizure, convulsions, cholera*

**kuvunja** (verb) *to break, to break down, to break up*

⇒ **kivunjavunja** (noun) *praying mantis (from a superstition that should you happen to kill one, you will break the next thing you touch)<sup>27</sup>*

**REDUPLICATED ADVERBS = VIELEZI RUDUFU**

**sana** (adverb) *very*

⇒ **sana sana** (adverb) *extremely*

**sawa** (adjective) *like, alike, equal, the same, just, right, level*

⇒ **sawasawa** (adverb) *equally, just the same*

Another use of reduplication is to form intensive pronouns, called **viwakilishi vya nguvu**, or reduplicated demonstratives, **vionyeshi rudufu**, from the demonstrative adjective/pronoun **-le**. See Chapter 18, Demonstrative Adjectives and Chapter 10, Demonstrative Pronouns.

---

<sup>27</sup> Frederick Johnson. *A Standard Swahili-English Dictionary*. 1939. Nairobi & Dar es Salaam: Oxford University Press, 1999.

**Nataka kitabu kile kile.**

*I want that same book (as the one mentioned previously).*

**Alihudhuria shule ile ile.**

*He attended that same school (as the one mentioned previously).*

### TAKE NOTE

Not all words can be reduplicated and still signify anything meaningful. You should be able to recognize and guess at the meaning of reduplicated words, but be cautious about forming them yourself.

## Chapter 55 INTERJECTIONS

An **interjection** or **exclamation** is a cry, an expression of strong feeling or emotion. It usually occurs at the beginning of a sentence, and stands apart from the grammar of the sentence. For example:

*Hey!* Where have you been?  
|  
interjection

### IN ENGLISH

There is a great variety of such emotional words, including most words of swearing and profanity. They belong to both written and spoken language, but are separated from the main clause by a comma; the sentence usually ends with an exclamation mark.

*Ah*, the water feels great.  
*Yikes*, what in the the world are you doing?!

### KWA KISWAHILI

Interjections are called **vihusishi**, from the verb **kuhisi**, *to feel*. A variety of emotional words exists in Swahili, including expressions of awe, anger, fear, joy, sadness and the evoking of God. An interjection is invariable; it never changes form. Here are a few examples.

INTERJECTIONEMOTION/PURPOSE EXPRESSED

<b>Lo!</b>	<i>surprise</i>
<b>Ah!</b>	<i>grief</i>
<b>Ole!</b>	<i>grief</i>
<b>Ec-e-e-e</b>	<i>consolation</i>
<b>Haya!</b>	<i>agreement/attention-getting</i>
<b>Ala!</b>	<i>annoyance, impatience</i>
<b>Inshallah</b>	<i>if God is willing (from Arabic)</i>



# GLOSSARY

## ENGLISH TO SWAHILI

### A

- active verb(s)** *kitenzi cha*  
(*vitenzi vya*) *kufanya*  
7/8
- adjective(s)** *kivumishi*  
(*vivumishi*) 7/8
- adopted word** *neni*  
*lililohotolewa* (*maneno*  
*yaliyohotolewa*) 5/6
- adverb(s)** *kielezi* (*vielezi*) 7/8
- affirmative sentence(s)**  
*sentensi ya kukubali*  
(*sentensi za kukubali*)  
7/8
- agglutination** *uambishaji* 14
- applied extension(s)**  
*mnyambuliko wa*  
(*minyambuliko ya*)  
*kufanyia* 3/4
- article(s)** *kibainishi* (*vibainishi*)  
7/8
- attributive adjective(s)**  
*kivumishi angama*  
(*vivumishi angama*)  
7/8
- auxiliary verb(s)** *kitenzi*  
*kisaidizi* (*vitenzi*  
*visaidizi*) 7/8

### C

- causative extension(s)**  
*mnyambuliko wa*  
(*minyambuliko ya*)  
*kufanyiza* 3/4
- class(es)** *ngeli* 9/10
- clause(s)** *kishazi* (*vishazi*) 7/8
- command(s)** *amri* 9/10
- common noun(s)** *nomino ya*  
(*za*) *jumla* 9/10;  
*nomino ya* (*za*) *jamii*  
9/10
- comparison(s)** *ulinganishaji*  
14
- conditional sentence(s)**  
*sentensi sharti* 9/10
- conjunction(s)** *kiunganishi*  
(*viunganishi*) 7/8

### D

- declarative sentence(s)**  
*tangazo* 9/10
- demonstrative adjective(s)**  
*kionyeshi* (*vionyeshi*)  
7/8
- demonstrative pronoun(s)**  
*kionyeshi* (*vionyeshi*)  
7/8
- direct object(s)** *shamirisho*  
*yambwa* 9/10
- direct statement(s)** *kauli*  
*halisi* 9/10

# F

**function(s)** *kazi* 9/10  
**future tense** *wakati ujao* 11

# G

**gerund(s)** *kitenzijina*  
*(vitenzijina)* 7/8

# H

**habitual present tense**  
*wakati uliopo wa kawaida* 11

# I

**imperative(s)** *amri* 9/10  
**imperfect tense** *tensi*  
*isiyotimilifu* 9  
**indefinite pronoun(s)**  
*kiwakilishi kisicho*  
*(viwakilishi visivyo)*  
*dhahiri* 7/8  
**indirect object(s)** *shamirisho*  
*yambiwa* 10  
**indirect statement(s)** *kauli*  
*iliyotajwa (zilizotajwa)*  
 9/10

**infinitive(s)** *kitenzijina*  
*(vitenzijina)* 7/8  
**infixd relative(s)** *kirejeshi-*  
*kati (virejeshi-kati)* 7/8  
**interjection(s)** *kibisishi*  
*(vibisishi)* 7/8  
**intensive pronoun(s)**  
*kiwakilishi cha*  
*(viwakilishi vya)* *nguvu*  
**interrogative adjective(s)**  
*kivumishi cha*  
*(vivumishi vya)* *kuuliza*  
 7/8  
**interrogative pronoun(s)**  
*kiwakilishi cha*  
*(viwakilishi vya)*  
*kuuliza* 7/8  
**intransitive verb(s)** *kitenzi*  
*kisoelekezi (vitenzi)*  
*visoelekezi* 7/8

# L

**locative(s)** *jina la mahali*  
*(majina ya mahali)* 5/6

# M

**meaning(s)** *maana* 9/10  
**mood(s)** *hali* 9/10

# N

- nominal prefix** *kiambishi*  
*awali cha jina*  
*(viambishi awali vya*  
*majina) 5/6*
- noun(s)** *(ma)jina 5/6; nomino*  
*9/10*
- number** *namba ya jina 9*

# O

- object infix(es)** *kiambishi*  
*(viambishi) kati cha*  
*(vya) shamirisho 9/10*
- object(s)** *mtendwa (watendwa)*  
*1/2; shamirisho 9/10*

# P

- part(s) of speech** *aina ya*  
*neni (aina za maneno)*  
*5/6*
- passive extension(s)**  
*mnyambuliko wa*  
*(minyambuliko ya)*  
*kufanywa 3/4*
- passive verb(s)** *kitenzi cha*  
*(vitenzi vya) kufanywa*  
*7/8*
- past tense** *wakati uliopita 11*
- perfect tense** *tensi timilifu 9*

- phrase(s)** *kirai (virai) 7/8*
- possessive adjective(s)**  
*kimilikishi (vimilikishi)*  
*7/8*
- possessive contraction(s)**  
*kifupisho cha*  
*kimilikishi (vifupisho*  
*vya vimilikishi) 7/8*
- possessive pronoun(s)**  
*kimilikishi (vimilikishi)*  
*7/8*
- predicate adjective(s)**  
*kivumishi arifu*  
*(vivumishi arifa) 7/8;*  
*kivumishi cha maelezo*  
*(vivumishi vya maelezo)*  
*7/8*
- preposition(s)** *kibusishi*  
*(vibusishi) 7/8*
- prepositional clause(s)**  
*kishazi cha kibusishi*  
*(vishazi vya vibusishi)*  
*7/8*
- present tense** *wakati uliopo*  
*11*
- present continuous tense**  
*wakati uliopo*  
*unaoendelea 11*
- pronoun(s)** *kiwakilishi*  
*(viwakilishi) nomino*  
*7/8*
- proper noun** *nomino kamili*  
*9/10; nomino ya (za)*  
*pekee 9/10*

## R

**reduplicated****demonstrative(s)***kionyeshi (vionyeshi)**rudufu 7/8***reduplication** *urudufu 14***relative construction(s)***kirejeshi (virejeshi)**7/8***reversive extension(s)***mnyambuliko wa**(minyambuliko ya)**kufanyua 3/4*

## S

**sentences** *sentensi***simple present tense** *wakati**uliopo sabili 11***stative extension(s)***mnyambuliko wa**(minyambuliko ya)**kufanyika 3/4***subject prefix(es)** *kiambishi**awali (viambishi awali)**7/8***subject(s)** *mtenda (watenda)**3/4; kiima (viima)**7/8***subjunctive(s)** *dhamira**tegemezi 9/10***synopsis** *muhtasari 3; ufupisho**14; kidokezo 7*

## T

**tag question(s)** *kirai shawishi**(virai shawishi) 7/8***tenseless relative(s)** *kirejeshi**(virejeshi) bila tensi 7/8***reflexive infix** *kiambishi kati**cha·kujirejea 7***transitive verb(s)** *kitenzi**elekezi (vitenzi elekezi)**7/8***two-word tense(s)** *tensi ya**(za) maneno mawili*

## V

**verbal noun(s)** *kitenzijina**(vitenzijina) 7/8***verb extension(s)***mnyambuliko (minyambuliko)***verb tense(s)** *tensi 9/10;**wakati (nyakati)**11/10***verb(s)** *kitenzi (vitenzi) 7/8*

**KISWAHILI KWA  
KIINGEREZA**

**K**

**A**

**aina ya neno** *part of speech*  
**aina za maneno** *parts of  
speech*  
**amri** *imperative(s)*

**D**

**dhamira tegemezi**  
*subjunctive(s)*

**H**

**hali** *mood(s)*

**J**

**jina** *noun*  
**jina la mahali** *locative*

**kauli halisi** *direct statements*  
**kauli iliyotajwa** *indirect  
statement*  
**kauli zilizotajwa** *indirect  
statements*  
**kazi** *functions*  
**kiambishi awali** *subject prefix*  
**kiambishi awali cha jina**  
*nominal prefix*  
**kiambishi kati cha**  
**kujirejea** *reflexive  
infix*  
**kiambishi kati cha**  
**shamirisho** *object  
infix*  
**kibainishi** *article*  
**kidokezo** *synopsis*  
**kielezi** *adverb*  
**kihisishi** *interjection*  
**kihusishi** *preposition*  
**kiima** *subject*  
**kimilikishi** *possessive pronoun*  
**kionyeshi** *demonstrative  
adjective; demonstrative  
pronoun*  
**kionyeshi rudufu** *reduplicated  
demonstrative*  
**kirai** *phrase*  
**kirai shawishi** *tag question*  
**kirejeshi** *relative construction*  
**kirejeshi bila tensi** *tenseless  
relative*  
**kirejeshi-kati** *infixted relative*  
**kishazi** *clause*

**kishazi cha kihusishi** *prepositional clause*  
**kitenzi** *verb*  
**kitenzi cha kufanya** *active verb*  
**kitenzi cha kufanywa** *passive verb*  
**kitenzi elekezi** *transitive verb*  
**kitenzi kisaidizi** *auxiliary verb*  
**kitenzi kisoelekezi** *intransitive verb*  
**kitenzijina** *infinitive; verbal noun; gerund*  
**kiunganishi** *conjunction*  
**kivumishi** *adjective*  
**kivumishi angama** *attributive adjective*  
**kivumishi arifa** *predicate adjective*  
**kivumishi cha kuuliza** *interrogative adjective*  
**kivumishi cha maelezo** *predicate adjective*  
**kiwakilishi cha nguvu** *intensive pronoun*  
**kiwakilishi nomino** *pronoun*  
**kiwakilishi cha kuuliza** *interrogative pronoun*  
**kiwakilishi kisicho dhahiri** *indefinite pronoun*

# M

**maana** *meaning*  
**majina** *nouns*  
**majina ya mahali** *locatives*

**matangazo** *declarative sentences*  
**minyambuliko ya kufanyia** *applied extensions*  
**minyambuliko ya kufanyika** *stative extensions*  
**minyambuliko ya kufanyiza** *causative extensions*  
**minyambuliko ya kufanyua** *reversive extensions*  
**minyambuliko ya kufanywa** *passive extensions*  
**minyambuliko** *verb extensions*  
**mnyambuliko** *verb extension*  
**mnyambuliko wa kufanyia** *applied extension*  
**mnyambuliko wa kufanyika** *stative extension*  
**mnyambuliko wa kufanyiza** *causative extension*  
**mnyambuliko wa kufanyua** *reversive extension*  
**mnyambuliko wa kufanywa** *passive extension*  
**mtenda** *subject*  
**mtendwa** *object*  
**muhtasari** *synopsis, summary*

# N

**namba ya jina** *number*  
**ngeli** *class(es)*  
**nomino** *noun(s)*  
**nomino ambatani** *compound noun(s)*  
**nomino kamili** *proper noun(s)*  
**nomino ya jamii** *common noun*  
**nomino ya jumla** *collective noun*  
**nomino ya pekee** *proper noun*  
**nomino za jamii** *common nouns*  
**nomino za jumla** *collective nouns*  
**nomino za pekee** *proper nouns*  
**nyakati** *verb tenses*

# S

**sentensi** *sentence(s)*  
**sentensi sharti** *conditional sentence(s)*  
**sentensi ya kanusho** *negative sentence*  
**sentensi ya kukubali** *affirmative sentence*  
**sentensi za kanusho** *negative sentences*  
**sentensi za kukubali** *affirmative sentences*  
**shamirisho** *object(s)*

**shamirisho yambiwa** *indirect object(s)*  
**shamirisho yambwa** *direct object(s)*

# T

**tangazo** *declarative sentence*  
**tensi** *verb tense(s)*  
**tensi isiyotimilifu** *imperfect tense*  
**tensi timilifu** *perfect tense*  
**tensi ya maneno mawili** *two-word tense*  
**tensi za maneno mawili** *two-word tenses*

# U

**uambishaji** *agglutination*  
**ufupisho** *synopsis*  
**ulinganishaji** *comparison(s)*  
**urudufu** *reduplication*

# V

**viambishi awali** *subject prefixes*  
**viambishi awali vya majina** *nominal prefixes*  
**viambishi vya shamirisho** *object infixes*  
**vibainishi** *articles*



**vielezi** *adverbs*  
**vihisishi** *interjections*  
**vihusishi** *prepositions*  
**viima** *subjects*  
**vimilikishi** *possessive pronouns*  
**vionyeshi** *demonstrative*  
*adjectives; demonstrative*  
*pronouns*  
**vionyeshi rudufu** *reduplicated*  
*demonstratives*  
**virai** *phrases*  
**virai shawishi** *tag questions*  
**virejeshi** *relative constructions*  
**virejeshi bila tensi** *tenseless*  
*relatives*  
**virejeshi-kati** *infixed relatives*  
**vishazi** *clauses*  
**vishazi vya vihusishi**  
*prepositional clauses*  
**vitenzi** *verbs*  
**vitenzi vya kufanya** *active*  
*verbs*  
**vitenzi vya kufanywa** *passive*  
*verbs*  
**vitenzi elekezi** *transitive verbs*  
**vitenzi visaidizi** *auxiliary*  
*verbs*  
**vitenzi visoelekezi**  
*intransitive verbs*  
**vitenzijina** *infinitives; verbal*  
*nouns; gerunds*  
**viunganishi** *conjunctions*  
**vivumishi** *adjectives*  
**vivumishi angama** *attributive*  
*adjectives*  
**vivumishi arifa** *predicate*  
*adjectives*  
**vivumishi vya kuuliza**  
*interrogative adjectives*

**vivumishi vya maelezo**  
*predicate adjectives*  
**viwakilishi vya nguvu**  
*intensive pronouns*  
**viwakilishi nomino** *pronouns*  
**viwakilishi vya kuuliza**  
*interrogative pronouns*  
**viwakilishi visivyo dhahiri**  
*indefinite pronouns*

## W

**wakati** *verb tense*  
**wakati ujao** *future tense*  
**wakati uliopita** *past tense*  
**wakati uliopo** *present tense*  
**wakati uliopo** *simple present*  
*tense*  
**wakati uliopo unaoendelea**  
*present continuous tense*  
**wakati uliopo wa kawaida**  
*habitual present tense*  
**watenda** *subjects*  
**watendwa** *objects*

# INDEX

# A

**-a- tense**, 2, 98, 149, 169, 170, 178  
**active verbs**, 3, 303, 304, 419, 426, 430  
**adjectives**, v, 1, 2, 5, 13, 14, 16, 26, 27, 30, 33, 34, 36, 37, 38, 47, 50, 51, 76, 77, 78, 79, 82, 87, 90, 91, 92, 105, 106, 107, 108, 113, 114, 115, 116, 117, 118, 119, 121, 122, 123, 124, 125, 126, 127, 128, 131, 132, 133, 134, 135, 136, 141, 143, 282, 289, 290, 291, 292, 293, 311, 312, 313, 314, 315, 330, 342, 343, 349, 352, 362, 371, 375, 376, 377, 378, 379, 380, 385, 386, 419, 420, 421, 422, 426, 427, 430  
**adopted words**, 38, 39, 419  
**adverbs**, 3, 5, 13, 184, 311, 312, 313, 314, 315, 330, 342, 343, 344, 346, 349, 351, 352, 353, 375, 376, 377, 378, 386, 419, 426, 429  
**agglutination**, 2, 164, 419, 429

**agreement**, 8, 96, 116, 123, 390  
**aina ya neno**, see *part of speech*, 422, 425  
**applied extension**, 256, 419, 427  
**articles**, 1, 13, 25, 26, 27, 142, 419, 426, 429  
**auxiliary verbs**, 2, 177, 181, 183, 237, 238, 242, 296, 297, 299, 304, 344, 351, 359, 419, 426, 430

# C

**causative extension**, 3, 277, 282, 283, 419, 427  
**class**, 1, 8, 9, 16, 29, 30, 31, 32, 33, 34, 35, 36, 37, 38, 39, 40, 41, 42, 43, 44, 48, 61, 74, 75, 76, 82, 83, 84, 85, 86, 87, 91, 96, 97, 98, 99, 106, 109, 116, 117, 118, 123, 125, 128, 132, 133, 136, 137, 138, 139, 140, 141, 147, 149, 150, 151, 152, 153, 154, 155, 156, 157, 169, 170, 171, 192, 196, 205, 211, 212, 213, 214, 215, 221, 222, 230, 231, 232, 233, 234, 244, 245, 246, 248, 253, 270, 271, 281, 283, 289, 290, 312, 313, 314, 320, 321, 324, 332, 379, 419, 428, 422, 424, 425

**clauses**, 4, 61, 93, 94, 95, 96, 100, 101, 102, 107, 122, 125, 268, 270, 319, 320, 322, 323, 341, 343, 345, 346, 347, 348, 350, 351, 352, 353, 354, 355, 357, 365, 371, 389, 419, 422, 426, 430

**collective nouns**, 32, 41, 42, 428

**commands**, 260, 263, 264, 265, 270, 271, 272, 419

**common nouns**, 20, 22, 34, 419, 428

**comparisons**, 4, 330, 375, 377, 378, 380, 419, 429

**compound tenses**, 3, 181, 183, 242, 295, 296, 298, 299, 301, 351

**conditional sentences**, 4, 365, 367, 368, 419, 428

**conjunctions**, 3, 13, 184, 319, 320, 322, 323, 324, 346, 347, 348, 352, 353, 354, 355, 378, 419, 426, 430

## D

**declarative sentences**, 359, 420, 427, 429

**demonstratives**, 26, 27, 65, 81, 82, 83, 84, 85, 86, 87, 114, 135, 136, 137, 138, 139, 140, 141, 142,

Daly Thompson and Schleicher  
143, 386, 420, 423, 426, 430

**dhamira tegemezi**, see *subjunctive*, 261, 269, 423, 425

**direct objects**, 3, 15, 47, 49, 50, 60, 64, 67, 71, 72, 73, 74, 75, 76, 95, 100, 101, 162, 243, 244, 247, 249, 250, 251, 252, 253, 255, 277, 278, 282, 303, 306, 331, 336, 337, 342, 349, 420, 429

**direct statement**, 371, 372, 373, 420, 426

## F

**function**, 1, 13, 15, 16, 23, 26, 48, 50, 54, 59, 61, 63, 64, 67, 68, 71, 76, 94, 98, 99, 145, 146, 147, 237, 242, 247, 252, 253, 289, 290, 291, 299, 312, 330, 337, 420, 426

**future perfect tense**, 297, 300

**future tense**, 7, 98, 99, 199, 200, 203, 205, 207, 210, 211, 214, 215, 217, 225, 228, 229, 233, 234, 235, 239, 259, 261, 297, 299, 300, 359, 420, 430

# G

**gender**, 23, 105  
**gerundives**, 47, 289, 290, 292  
**gerunds**, 40, 45, 46, 47, 48, 51, 53, 54, 168, 292, 420, 426, 430

# I

**imperfect tense**, 321, 421, 429  
**indefinite pronouns**, 1, 61, 105, 106, 421, 427, 430  
**indicative mood**, 3, 259, 261, 320  
**indirect objects**, 3, 60, 67, 68, 71, 72, 73, 74, 75, 76, 77, 243, 244, 251, 252, 253, 255, 257, 331, 335, 337, 342, 349, 421, 429  
**indirect statement**, 4, 371, 372, 373, 421, 426  
**infinitive**, 46  
**infinitives**, 1, 40, 45, 46, 48, 51, 53, 54, 153, 170, 171, 172, 173, 175, 184, 192, 200, 229, 332, 344, 351, 421, 426, 430  
**infix relative**, 1, 98, 421, 426, 430

**intensive pronouns**, 386, 421, 427, 430  
**interjections**, 4, 13, 389, 421, 426, 429  
**interrogative adjectives**, 2, 77, 78, 79, 114, 131, 132, 133, 134, 421, 427, 430  
**interrogative pronouns**, 1, 60, 71, 73, 74, 77, 78, 79, 133, 362, 421, 427, 430  
**intransitive verbs**, 2, 162, 163, 249, 421, 426, 430

# J

**jina**, see *noun*, 21, 32, 33, 97, 116, 123, 124, 137, 138, 140, 141, 421, 422, 425, 426, 428

# K

**-ka-** tense, 183, 184  
**kauli zilizotajwa**, see *indirect statements*, 372, 426  
**kazi** see *function*, 38, 39, 50, 367, 368, 420, 426  
**kiambishi awali cha jina**, see *nominal prefix*, 33, 422, 426

- kiambishi awali**, see  
*subject prefix*, 33, 149,  
422, 423, 426
- kiambishi kati cha**  
**shamirisho**, see *object*  
*infix*, 244, 426
- kimilikishi**, see *possessive*  
*pronoun*, 90, 123, 125,  
422, 426
- kionyeshi**, see  
*demonstrative*, 81, 136,  
420, 423, 426
- kirejeshi bila tensi**, see  
*tenseless relative*, 99, 426
- kirejeshi-kati**, see *infix*  
*relative*, 98, 421, 426
- kishazi**, see *clause*, 351,  
352, 419, 422, 426
- kitenzi cha kufanya**, see  
*active verb*, 304, 426
- kitenzi**, see *verb*, 277, 290,  
304, 350, 351, 419, 421,  
422, 423, 424, 426
- kitenzijina**, see *verbal noun*,  
48, 351, 420, 421, 424,  
426
- kivumishi angama**, see  
*attributive adjective*, 117,  
419, 426
- kivumishi cha maelezo**,  
see *predicate adjective*, 117,  
422, 427

## L

linking verbs, 115, 117

- locative suffixes, 40, 41,  
220, 221, 223
- locatives, 2, 40, 41, 220,  
221, 222, 223, 332, 421,  
425, 427

## M

- majina ya mahali**, see  
*locatives*, 40, 421, 427
- majina**, see *nouns*, 21, 30,  
40, 116, 123, 124, 137,  
138, 140, 421, 422, 427,  
429
- matangazo**, see *direct*  
*statements*, 361, 427
- meaning**, 7, 13, 14, 15, 16,  
26, 45, 48, 54, 68, 94, 97,  
98, 99, 106, 117, 122,  
124, 126, 141, 168, 170,  
174, 192, 238, 251, 255,  
273, 277, 278, 279, 280,  
281, 283, 284, 286, 296,  
298, 336, 344, 347, 354,  
385, 387, 421, 427
- minyambuliko ya**  
**kufanyia**, see  
*prepositional extension*, 427
- mnyambuliko wa**  
**kufanyika**, see *stative*  
*extension*, 279, 427
- mnyambuliko wa**  
**kufanyiza**, see *causative*  
*extension*, 282, 427

**mnyambuliko wa**

**kufanyua**, see *reversive extension*, 284, 427

**mnyambuliko wa**

**kufanywa**, see *passive extension*, 278, 304, 427

**modifiers**, 342, 345, 349, 352, 353

**monosyllabic verbs**, 173,

183, 184, 191, 200, 204, 212, 213, 214, 215, 231, 232, 233, 234, 275, 276

**mood**, 3, 240, 259, 260, 261, 263, 264, 265, 266, 267, 268, 273, 275, 276, 320, 321, 366, 367, 421, 425

**mtenda**, see *subject*, 147, 244, 423, 427

# N

**na-** tense, see *present*

tense, 2, 170, 171, 172, 178

**namba ya jina**, see

*number*, 32, 422, 428

**ngeli**, see *class*, 33, 34, 35,

36, 37, 38, 39, 40, 41, 276, 419, 428

**nominal prefixes**, 33, 34,

35, 36, 37, 38, 39, 40, 43, 152, 153, 156, 422, 426, 429

**nomino ambatani**, see

*compound none*, 22, 428

**nomino kamili**, see *proper noun*, 22, 423, 428

**nomino ya jamii**, see *common noun*, 22, 428

**nomino ya jumla**, see *collective noun*, 22, 428

**nomino ya pekee**, see *proper noun*, 22, 428

**nomino**, see *noun*, 21, 22, 30, 41, 65, 150, 419, 422, 423, 427, 428, 430

**number**, 23, 30, 32, 41, 45, 105, 106, 117, 125, 126, 146, 320, 422, 428

**nyakati**, see *tenses*, 164, 424, 428

# O

**object markers**, 3, 68, 74, 75, 100, 244, 246, 247, 251, 253, 265, 269, 270, 273, 307, 380

**objects**, 2, 3, 5, 15, 23, 33, 34, 35, 36, 37, 38, 39, 41, 46, 47, 49, 50, 60, 63, 64, 65, 67, 68, 71, 72, 73, 74, 75, 76, 77, 79, 81, 82, 85, 86, 89, 95, 100, 101, 102, 107, 135, 136, 139, 140, 141, 142, 145, 162, 243, 244, 246, 247, 248, 249, 250, 251, 252, 253, 255, 257, 265, 269, 270, 273, 277, 278, 281, 282, 290, 292, 303, 306, 307, 323,

327, 329, 331, 332, 335,  
336, 337, 338, 341, 342,  
343, 344, 349, 350, 351,  
371, 378, 380, 420, 421,  
422, 426, 427, 429, 431

## P

**part of speech**, 1, 13, 16,  
29, 30, 106, 315, 385,  
425

**participles**, 3, 45, 47, 50,  
191, 195, 289, 290, 291,  
292, 293, 296, 297, 299,  
300, 304, 344, 350, 351,  
367

**passive extension**, 3, 277,  
304, 422, 427

**passive verbs**, 145, 279,  
303, 304, 305, 306, 329,  
422, 426, 430

**past tense**, 7, 181, 182,  
183, 185, 187, 189, 191,  
209, 210, 213, 214, 216,  
225, 227, 232, 233, 235,  
240, 259, 261, 275, 276,  
297, 299, 300, 359, 422,  
430

**perfect tense**, 98, 100,  
174, 183, 191, 192, 193,  
195, 196, 198, 208, 209,  
212, 216, 226, 227, 231,  
235, 239, 259, 261, 280,  
296, 297, 299, 300, 422,  
429

**phrases**, 3, 4, 42, 47, 50,  
51, 61, 93, 107, 108, 130,  
145, 146, 150, 163, 181,  
183, 219, 220, 237, 238,  
240, 242, 264, 289, 290,  
291, 292, 293, 301, 303,  
304, 307, 319, 322, 323,  
327, 328, 330, 331, 333,  
341, 342, 343, 344, 346,  
348, 349, 350, 351, 357,  
360, 365, 371, 422, 426,  
430

**prepositional phrases**, 3,  
219, 220, 322, 323, 327,  
328, 330, 331, 333, 342,  
343, 349, 350

**prepositions**, 3, 13, 46,  
47, 60, 64, 67, 68, 71, 72,  
73, 74, 75, 76, 77, 91, 95,  
102, 103, 124, 128, 219,  
220, 221, 243, 244, 250,  
251, 252, 253, 255, 278,  
282, 306, 322, 323, 324,  
327, 328, 329, 330, 331,  
332, 333, 335, 336, 337,  
338, 341, 343, 344, 350,  
378, 379, 380, 422, 426,  
429

**present tense**, 6, 47, 167,  
168, 169, 170, 172, 174,  
175, 177, 178, 180, 185,  
192, 207, 208, 211, 212,  
216, 221, 222, 225, 226,  
229, 230, 234, 259, 261,  
275, 280, 359, 366, 421,  
422, 423, 430



**pronouns**, 1, 5, 13, 30, 33,  
34, 36, 37, 38, 59, 60, 61,  
63, 64, 65, 66, 67, 68, 71,  
73, 74, 77, 78, 79, 81, 82,  
87, 89, 90, 91, 92, 93, 94,  
95, 96, 97, 100, 101, 102,  
105, 106, 109, 113, 115,  
116, 134, 145, 146, 149,  
150, 173, 244, 247, 250,  
255, 289, 290, 292, 327,  
329, 335, 347, 348, 355,  
362, 371, 386, 420, 421,  
422, 426, 427, 430  
**proper nouns**, 20, 22, 33,  
38, 59, 101, 423, 428

## Q

**questions**, 60, 71, 74, 75,  
114, 131, 133, 168, 174,  
181, 239, 243, 249, 250,  
255, 311, 312, 331, 335,  
336, 345, 346, 353, 359,  
360, 361, 362, 423, 426,  
430

## R

**reduplicated**  
**demonstratives**, 386,  
423, 426, 430  
**reduplications**, 4, 385,  
386, 423, 429

**relative constructions**,  
30, 96, 97, 100, 321, 355,  
423, 426, 430

## S

**second person**, 165, 169,  
170, 171, 184, 187, 188,  
196, 200, 204, 213, 214,  
215, 221, 230, 232, 233,  
234, 422  
**sentences**, 4, 5, 6, 13, 14,  
15, 16, 20, 23, 24, 26, 27,  
29, 41, 42, 46, 47, 50, 51,  
54, 55, 59, 60, 61, 63, 64,  
66, 69, 71, 72, 79, 81, 87,  
89, 90, 92, 93, 94, 99,  
100, 101, 102, 103, 105,  
106, 109, 119, 122, 124,  
125, 126, 128, 133, 134,  
143, 145, 146, 147, 148,  
149, 150, 155, 156, 161,  
164, 165, 174, 175, 180,  
185, 189, 198, 205, 223,  
239, 243, 248, 253, 257,  
263, 266, 268, 274, 290,  
291, 293, 303, 304, 307,  
315, 320, 324, 327, 329,  
333, 338, 341, 342, 343,  
345, 346, 347, 348, 349,  
350, 351, 352, 353, 354,  
355, 356, 357, 359, 361,  
362, 365, 367, 368, 371,  
380, 389, 419, 420, 423,  
427, 428, 429

**sentensi**, see *sentence*, 348, 352, 353, 354, 419, 423, 428, 429

**shamirisho yambiwa**, see *indirect object*, 255, 421, 429

**shamirisho**, see *objects*, 68, 244, 250, 255, 329, 336, 420, 421, 422, 426, 429

**singular**, 23, 29, 32, 33, 34, 35, 36, 37, 38, 39, 40, 41, 42, 43, 48, 63, 65, 66, 67, 72, 73, 74, 76, 81, 89, 90, 105, 106, 107, 116, 118, 121, 124, 126, 127, 132, 133, 135, 136, 146, 149, 150, 151, 155, 163, 164, 165, 169, 171, 179, 184, 188, 192, 196, 197, 200, 204, 205, 221, 264, 282, 291, 292, 295, 298, 348, 422

**stative extension**, 3, 277, 280, 423, 427

**stems**, 48, 230, 312, 313

**subject prefixes**, 2, 83, 85, 137, 139, 149, 150, 155, 157, 230, 291, 292, 423, 426, 429

**subjunctive**, 3, 240, 241, 259, 260, 261, 264, 265, 267, 268, 269, 270, 271, 272, 273, 274, 275, 321, 366, 423, 425

**superlatives**, 376, 377, 379, 380

**synopsis**, 163, 164, 165, 423, 426, 427, 429

## T

**tag questions**, 360, 361, 423, 426, 430

**tangazo**, see *direct statement*, 420, 429

**tenseless relative**, 99, 423, 426, 430

**tenses**, 2, 3, 6, 7, 8, 47, 50, 98, 99, 100, 149, 150, 151, 152, 153, 154, 161, 162, 163, 164, 167, 168, 169, 170, 171, 172, 173, 174, 175, 177, 178, 180, 181, 182, 183, 184, 185, 187, 188, 189, 191, 192, 193, 195, 196, 197, 198, 199, 200, 203, 204, 205, 207, 208, 209, 210, 211, 212, 213, 214, 215, 216, 217, 221, 222, 225, 226, 227, 228, 229, 230, 231, 232, 233, 234, 235, 237, 238, 239, 240, 242, 246, 249, 259, 260, 261, 267, 275, 276, 280, 289, 291, 295, 296, 297, 298, 299, 300, 301, 304, 305, 307, 320, 321, 322, 351, 359, 366, 372, 420, 421, 422, 423, 424, 428, 429, 430

**tensi**, 99, 164, 191, 196,  
298, 421, 422, 423, 424,  
426, 429, 430

**tensi timilifu**, 191, 196,  
422, 429

**tensi za maneno mawili**,  
*see compound tenses*, 298,  
429

**third person**, 126, 151,  
169, 170, 171, 173, 183,  
188, 192, 196, 200, 204,  
205, 213, 214, 215, 221,  
230, 232, 233, 234, 292,  
351, 371, 422

**to be**, v, 2, 9, 11, 26, 31,  
45, 46, 48, 53, 117, 133,  
163, 168, 174, 177, 192,  
196, 200, 207, 208, 209,  
210, 211, 212, 213, 214,  
215, 216, 219, 220, 229,  
233, 238, 242, 268, 278,  
279, 280, 281, 283, 284,  
285, 287, 289, 292, 299,  
304, 328, 331, 386, 426

**to have**, 2, 45, 46, 225,  
226, 227, 228, 229, 231,  
232, 234, 238

**transitive verbs**, 162, 163,  
249, 423, 426, 430

**two-word tenses**, 298,  
423, 429

## U

**ulinganishaji**, *see*  
*comparison*, 377, 419, 429

**urudufu**, *see reduplication*,  
385, 423, 429

## V

**verb extensions**, 3, 277,  
285, 424, 427

**verb tenses**, 149, 203,  
259, 295, 424, 428, 429,  
430

**verbal nouns**, 1, 40, 45,  
46, 47, 48, 50, 53, 54, 55,  
168, 183, 191, 200, 204,  
211, 213, 232, 275, 276,  
292, 424, 426, 430

**verbs**, v, 2, 3, 5, 6, 13, 14,  
30, 45, 46, 47, 48, 50, 51,  
53, 54, 63, 67, 69, 71, 73,  
74, 76, 81, 83, 85, 93, 95,  
98, 99, 101, 105, 106,  
115, 117, 132, 137, 139,  
145, 146, 147, 149, 150,  
151, 152, 153, 154, 155,  
156, 157, 161, 162, 163,  
164, 165, 167, 168, 169,  
170, 171, 172, 173, 174,  
175, 177, 178, 179, 180,  
181, 182, 183, 184, 187,  
188, 191, 192, 193, 195,  
196, 197, 198, 199, 200,  
203, 204, 205, 207, 208,  
209, 210, 211, 212, 213,  
214, 215, 216, 219, 220,  
221, 222, 225, 226, 227,  
228, 229, 230, 231, 232,  
233, 234, 237, 238, 240,

- 242, 243, 246, 249, 250,  
251, 252, 253, 255, 256,  
259, 261, 263, 264, 265,  
267, 268, 269, 270, 272,  
274, 275, 276, 277, 278,  
279, 280, 281, 282, 283,  
284, 285, 286, 289, 290,  
291, 292, 293, 295, 296,  
297, 299, 300, 303, 304,  
305, 306, 307, 311, 312,  
314, 315, 320, 321, 322,  
323, 329, 331, 332, 335,  
336, 337, 341, 342, 343,  
344, 345, 346, 347, 348,  
349, 350, 351, 352, 353,  
354, 359, 360, 371, 372,  
375, 377, 380, 385, 386,  
389, 419, 421, 422, 423,  
424, 426, 427, 428, 429,  
430, 420
- viambishi awali**, see  
*subject prefixes*, 149, 422,  
423, 429
- vibainishi**, see *articles*, 26,  
419, 429
- vielezi**, see *adverbs*, 312,  
419, 429
- vihusishi**, see *prepositions*,  
329, 389, 422, 429, 430
- vimilikishi**, see *possessive  
pronouns*, 90, 123, 422,  
430
- vionyeshi rudufu**, see  
*reduplicated demonstratives*,  
386, 430
- vionyeshi**, see  
*demonstratives*, 81, 82,  
136, 386, 420, 423, 430
- virai**, see *phrases*, 348, 422,  
423, 430
- virejeshi**, see *relative  
constructions*, 30, 96, 421,  
423, 430
- vishazi**, see *clauses*, 348,  
419, 422, 430
- vitenzi elekezi**, see  
*transitive verbs*, 163, 423,  
430
- vitenzijina**, see *verbal  
nouns*, 40, 48, 420, 421,  
424, 430
- viunganishi**, see  
*conjunctions*, 320, 419, 430
- vivumishi vya kuuliza**,  
see *interrogative adjectives*,  
132, 430
- vivumishi**, see *adjectives*,  
30, 116, 132, 419, 421,  
422, 430
- viwakilishi nomino**, see  
*pronouns*, 30, 65, 430
- viwakilishi vya nguvu**,  
see *intensive pronouns*, 386,  
430
- voice**, 3, 239, 303, 304

## W

- wakati ujao**, see *future  
tense*, 164, 199, 203, 420,  
430

- wakati uliopita**, see *past tense*, 164, 183, 187, 422, 430
- wakati uliopo**  
**unaoendelea**, see *present progressive tense*, 164, 169, 422, 430
- wakati uliopo**, see *present tense*, 48, 150, 164, 169, 178, 421, 422, 423, 430
- wakati**, see *tense*, 48, 150, 164, 169, 176, 178, 183, 187, 199, 203, 312, 320, 322, 420, 421, 422, 423, 424, 430
- watenda**, see *subjects*, 147, 244, 423, 431
- what**, 8, 73, 77, 78, 87, 94, 131, 132, 133, 145, 146, 155, 157, 243, 249, 250, 252, 255, 259, 267, 307, 322, 331, 335, 336, 337, 389, 421, 422, 423
- which**, 7, 11, 13, 26, 29, 34, 45, 49, 54, 59, 61, 65, 69, 71, 76, 81, 82, 91, 94, 95, 96, 97, 98, 99, 100, 106, 116, 118, 122, 123, 125, 126, 128, 131, 132, 133, 134, 136, 145, 146, 149, 157, 170, 172, 174, 179, 183, 191, 196, 207, 221, 225, 229, 238, 242, 243, 246, 256, 259, 261, 263, 264, 273, 278, 279, 280, 281, 282, 283, 292, 298, 304, 306, 314, 328, 333, 335, 344, 348, 352, 355, 365, 379, 380, 385, 421, 422, 427
- whose**, v, 77, 94, 95, 97, 126, 131, 421
- word order**, 5, 331, 345, 346, 352, 353, 360, 361

## ANSWER KEY

### Chapter 1: INTRODUCTION TO NOUNS

1. I, date, party, calendar
2. Lulu, leg, bicycle, Dodoma
3. film, we, yesterday, me
4. woman, beauty, personality, appearance
5. Dar es Salaam, city, President

### Chapter 2: ARTICLES

1. A/The student read a/the book.
2. A/The writer lives on the mainland.
3. A/The child will eat the/an orange and (the) bread.

### Chapter 3: NOUN CLASS

- A. 1. P 2. S 3. P 4. P 5. P 6. S 7. S or P 8. S

- B. a. 7 b. 2 c. 17 d. 10 e. 5 f. 11 g. 4 h. 9 i. 6 j. 1 k. 16 or 18 l. 14

### Chapter 4: VERBAL NOUNS

- A. 1. to \_\_\_\_\_ (any verb) 2. to \_\_\_\_\_ (any verb) 3. to \_\_\_\_\_ (any verb) 4. to \_\_\_\_\_ (any verb) 5. to \_\_\_\_\_ (any verb)
- B. 1. wanting A 2. reaching A 3. thinking VP 4. riding G 5. swimming G

### Chapter 5: NEGATIVE VERBAL NOUNS

- A. 1. to not walk 2. not travelling 3. not walking
- B. 1. kutocheka *or* kutokucheka 2. kutokutana *or* kutokukutana 3. kutotia *or* kutokutia

### Chapter 7: PERSONAL PRONOUNS

1. sisi
2. ninyi
3. wao
4. wao
5. yeye; yeye

**Chapter 8: REFLEXIVE PRONOUNS**

1. Anajipenda 2. Unajifahamu? 3. Alijiamini.
4. Wanajitegemea. 5. Mnaweza kujisomea?

**Chapter 9: INTERROGATIVE PRONOUNS**

1. what P, O 2. what A 3. whom P, O 4. whose A
5. whom P, O 6. nani P, S 7. gani A 8. gani A
9. akina nani P, S 10. nini P, O

**Chapter 10: DEMONSTRATIVE PRONOUNS**

1. this P 2. those A 3. these P 4. those P 5. this A 6. hii A
7. huyo P 8. yule P 9. hiki P 10. hicho A

**Chapter 11: POSSESSIVE PRONOUNS**

1. your A 2. yours P 3. my A 4. mine P 5. their A
6. wao A 7. wao P 8. wenu P 9. lake A 10. lake P

**Chapter 12: RELATIVE PRONOUNS/  
CONSTRUCTIONS**

1. Dar es Salaam is the city to which we are going.
2. Those girls are the ones to whom I was talking.
3. This is the road on which we should be driving.
4. This umbrella is not the one with which I came.

**Chapter 13: INDEFINITE PRONOUNS**

1. anyone Yes 2. everyone yes 3. anyone Yes; him No 4.
- him No; he No; me No; he No 5. who else Yes; you No

**Chapter 15: DESCRIPTIVE ADJECTIVES**

1. young A 2. short A 3. smart P 4. tall A 5. beautiful P

### Chapter 16: POSSESSIVE ADJECTIVES

1. yetu, we (**sisi**), car (**motokaa**) 2. zenu, you pl. (**ninyi**), cars (**motokaa**) 3. zao, they (**wao**), cars (**motokaa**) 4. yake, she (**yeye**), car (**motokaa**) 5. yangu, I (**mimi**), car (**motokaa**)
2. 1. dadake, dadaye 2. none 3. babangu 4. garile 5. pakako

### Chapter 17: INTERROGATIVE ADJECTIVES

1. what → cereal; gani 2. how many → times; -ngapi 3. which → movie; -ipi 4. what → town; gani 5. what → page; gani

### Chapter 18: DEMONSTRATIVE ADJECTIVES

1. this → shirt ; hii 2. that → one; ile 3. these → shoes; hivi 4. those → shoes; hivyo 5. the → hat; ile 6. hiyo → kofia 7. hapo → dukani 8. hizi → suruali 9. zile → suruali; hizi → suruali 10. hizi → suruali; hizo → suruali

### Chapter 19: SUBJECTS

1. the tall trees 2. drinking tea in the morning 3. the driver 4. the storm 5. pilau

### Chapter 20: SUBJECT PREFIXES

1. u(taenda) → wewe (class 1, second person singular) 2. vi(linunuliwa) → vitabu (class 8) 3. ya(nanuka) → maembe (class 6) 4. a(napenda) (class 1, third person singular) 5. wa(tagombana) → vijana (class 2, third person plural) 6. li(natupwa) → jiwe (class 5) 7. u(liuzwa) → muhogo (class 3) 8. ku(nanisikitisha) → kulia (class 15) 9. zi(tatokea) → sherehe (class 10) 10. u(naonekana) → utoto (class 14)



### Chapter 21: INTRODUCTION TO VERBS & VERB TENSES

- A. 1. loves V.T 2. was V.I. 3. spit V.I.; saw V.T.  
4. wants V.T.; do V.I. 5. will V.I.; be V.I.

B. present progressive: ninapenda; simple present: ninapenda/napenda; present perfect: nimependa; past: nilipenda; future: nitapenda

### Chapter 22: PRESENT

1. wanabeba 2. inahamia *or* wanahamia 3. inakua 4. anatembelea 5. linaangalia 6. huamka 7. hufanya

### Chapter 23: NEGATIVE PRESENT

- A. 1. The trees are not being cut down. 2. Those houses are not being built. 3. I do not think of you as a nice person.  
B. I don't love = sipendi; you don't love = hupendi; s/he doesn't love = hapendi; we don't love = hatupendi; you all don't love = hampendi; they don't love = hawapendi

### Chapter 24: PAST

- A. 1. I wanted to go to the movies. 2. The doctor was coming to dinner. 3. His grandmother broke her hip. 4. Ndizi zilipikwa. 5. Majina yao yalitajwa.  
B. 1. Nilienda sokoni nikanunua machungwa.  
2. Alisema "hujambo" akaondoka. 3. You went to school, and then what did you do? 4. They bought bicycles and then travelled. 5. We cooked pilau and then ate.

**Chapter 25: NEGATIVE PAST**

1. The books were not sold yesterday. 2. The teacher did not write on the blackboard. 3. The writer did not publish a new novel. 4. Hatukuenda dukani. 5. Hakushona gauni.

**Chapter 26: PERFECT**

have wandered; you've said; has been grumpy; have you ever thought; have been late

**Chapter 27: NEGATIVE PERFECT**

1. I haven't been to that store many times. 2. We haven't had a lot of rain this month. 3. A boy has not fallen down the well. 4. Hawajaenda msikitini. 5. Baisikeli haijapotezwa. 6. Uhuru haujafika.

**Chapter 28: FUTURE**

you will go = utaenda; you will begin = utanza; you will laugh = utachekeka; you will walk = utatembea; you will borrow = utakopa

**Chapter 29: NEGATIVE FUTURE**

1. Class will not begin at 10 a.m. 2. The new store will not open next week. 3. The warm season will not be very humid this year. 4. Safari haitakwisha kesho. 5. Kitabu hakitaanguka chini. 6. Mti hautakua pole pole.

**Chapter 30: THE VERB 'TO BE'**

1. I am a teacher. Mimi ni mwalimu. 2. I am not a teacher. Mimi si mwalimu. 3. I have been a teacher. Mimi nimekuwa mwalimu. 4. I have not been a teacher. Mimi sijakuwa mwalimu. 5. I was a teacher. Mimi nilikuwa mwalimu. 6. I was not a teacher. Mimi sikuwa mwalimu. 7. I will be a teacher. Nitakuwa mwalimu. 8. I will not be a teacher. Sitakuwa mwalimu.

**Chapter 31: THE LOCATIVE VERB 'TO BE'**

1. -ko 2. -po 3. -ko 4. -po 5. -ko 6. -mo 7. -mo 8. -po 9. -po 10. -po

**Chapter 32: THE VERB 'TO HAVE'**

1. You have a book. Wewe una kitabu. 2. You do not have a book. Wewe huna kitabu. 3. You have had a book. Wewe umekuwa na kitabu. 4. You have not had a book. Wewe hujakuwa na kitabu. 5. You had a book. Wewe ulikuwa na kitabu. 6. You did not have a book. Wewe hukuwa na kitabu. 7. You will have a book. Wewe utakuwa na kitabu. 8. You will not have a book. Wewe hutakuwa na kitabu.

**Chapter 33: AUXILIARY VERBS**

was always asking; to go; had thought; buying; went; tried to buy; bargaining; was finally able to get; will ride; thought; does not need; to go

**Chapter 34: OBJECTS**

1. Zakia, party, town 2. donkey, market 3. dawn, family 4. books, class 5. house, party

**Chapter 35: DIRECT OBJECTS**

1. present 2. newspaper 3. car 4. grandmother 5. letter

**Chapter 36: INDIRECT OBJECTS**

1. grandmother 2. family 3. me 4. you 5. store

### **Chapter 38: THE IMPERATIVE MOOD**

1. Children, play dominoes!
2. Students, read your books!
3. Ashur, be careful not to burn yourself while cooking!

### **Chapter 39: THE SUBJUNCTIVE MOOD**

1. to help
2. to say
3. could come
4. be brought
5. to do

### **Chapter 41: VERB EXTENSIONS**

- A. 1. Ps. to be obstructed, blocked 2. St. to be stoppable 3. Prep. to block for/to 4. Cs. to cause to block 5. Rp. to block each other
- B. 1. Ps. to be erased 2. St. to be erasable 3. Prep. to erase for 4. Cs. to cause to erase 5. Rp. to obliterate each other
- C. 1. Ps. to be hit 2. St. to be strikable 3. Prep. to hit for 4. Cs. to make hit 5. Rp. to hit each other 6. Cs. & Rp. to make hit each other

### **Chapter 42: PARTICIPLES**

1. walking VP
2. studying A
3. learning A
4. doing VP
5. cooking VP

### **Chapter 43: COMPOUND TENSES**

1. was walking = past progressive
2. had woken up = past perfect
3. had grown tired = past perfect
4. was wondering = past progressive
5. will I be walking = future progressive
6. will have grown dark = future perfect

### **Chapter 44: ACTIVE & PASSIVE VOICE**

1. were moved P
2. moved A
3. was hurt P
4. hurt (herself) A
5. will sell A
6. vitauzwa P
7. aliamua kuuza A
8. aliamrisha P
9. watanunua A
10. vitanunuliwa P

**Chapter 45: ADVERBS**

- A. 1. beautifully → writes V 2. very → interesting Adj. 3. often → worth reading A 4. quite → sympathetic Adj. 5. extremely → sorry Adj.
- B 1. Adj. 2. Adv. 3. Adj. 4. Adv. 5. Adv.

**Chapter 46: CONJUNCTIONS**

1. P 2. SC 3. SC 4. SC 5. SC 6. P

**Chapter 47: PREPOSITIONS AND PREPOSITIONAL PHRASES**

1. of Tanzania; of the mainland republic; of Tanganyika; of Zanzibar 2. by a plateau 3. in the center; of Tanzania 4. by the Great Rift Valley; of which 5. through central Tanzania; near Lake Malawi

**Chapter 48: OBJECT OF THE PREPOSITION**

1. the window 2. Zawadi 3. bunches 4. Swahili grammar 5. a whisper

**Chapter 49: SENTENCES, PHRASES & CLAUSES**

- A. 1. C 2. CX 3. S 4. CX
- B. 1. S 2. C 3. S 4. C 5. S

**Chapter 50: DECLARATIVE & INTERROGATIVE SENTENCES**

1. Does the Republic of Kenya straddle the Equator in East Africa? 2. Does Mombasa lie on the narrow coastal plane? 3. Does most of Kenya comprise high scrubland around Lake Turkana? 4. Are the Kenyan highlands in the southwest? 5. Is Mount Kenya the country's highest peak? 6. Nairobi is the capital, isn't it? 7. The Great Rift Valley cuts through western Kenya, doesn't it? 8. Mombasa is hot and humid, isn't it? 9. The coast is lined with mangrove swamps, isn't it? 10. Kenya is the world's fourth largest tea producer, isn't it? 11. Je, Kiswahili kinasemwa Tanzania? 12. Je, watu wengi wanasema

Kiswahili kama lugha ya pili? 13. Je, Waswahili wanakaa pwani ya Afrika ya Mashariki. 14. Je, wanafunzi wengi wa Kimarekani wanachagua kusoma Kiswahili?

### **Chapter 51: CONDITIONAL SENTENCES**

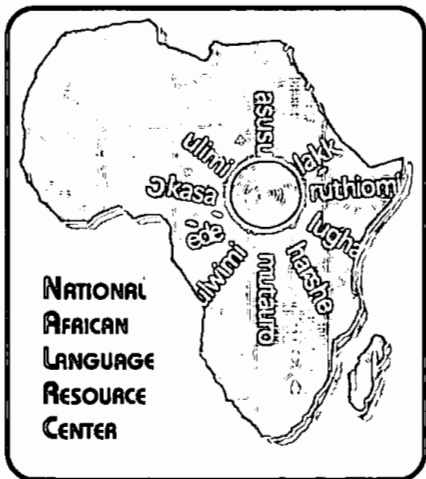
1. S 2. S 3. CF 4. CF 5. S 6. CF 7. S 8. S 9. SW 10. S

### **Chapter 52: DIRECT & INDIRECT STATEMENTS**

1. Salim told me that his ankle really hurts today. 2. I thought that made sense since he falls down all the time. 3. I said that maybe he should go to the doctor. 4. He said that he would go. 5. Salim went to the doctor who told him that he had a sprained ankle. 6. Salim aliniambia kwamba mguu wake uliumwa leo. 7. Nilifikiri kwamba haikushangaza kwa sababu anaanguka mara kwa mara. 8. Nilimwambia aende kwa daktari. 9. Alisema kwamba angeenda. 10. Salim alienda kwa daktari ambaye alimwambia kwamba alikuwa amevunja mguu wake.

### **Chapter 53: COMPARISONS**

1. C 2. P 3. S 4. P 5.



ISBN 1-58684-115-7





**U.S. Department of Education**  
Office of Educational Research and Improvement (OERI)  
National Library of Education (NLE)  
Educational Resources Information Center (ERIC)



## **NOTICE**

### **REPRODUCTION BASIS**



This document is covered by a signed "Reproduction Release (Blanket) form (on file within the ERIC system), encompassing all or classes of documents from its source organization and, therefore, does not require a "Specific Document" Release form.



This document is Federally-funded, or carries its own permission to reproduce, or is otherwise in the public domain and, therefore, may be reproduced by ERIC without a signed Reproduction Release form (either "Specific Document" or "Blanket").