

DOCUMENT RESUME

ED 402 737

FL 024 285

AUTHOR Simba, Esther M.; And Others
TITLE Kiswahili Book for Peace Corps Tanzania.
INSTITUTION Peace Corps, Arusha (Tanzania).
PUB DATE Jun 94
NOTE 279p.
PUB TYPE Guides - Classroom Use - Instructional Materials (For Learner) (051)
LANGUAGE Swahili; English

EDRS PRICE MF01/PC12 Plus Postage.
DESCRIPTORS Conversational Language Courses; *Daily Living Skills; Foreign Countries; Grammar; *Interpersonal Communication; Second Language Instruction; *Second Language Learning; *Swahili; Uncommonly Taught Languages; Vocabulary Development; Voluntary Agencies; *Volunteer Training
IDENTIFIERS Peace Corps; Tanzania

ABSTRACT

This guide is designed for the Swahili language training of Peace Corps volunteers and focuses on daily communication needs in that context. It consists of a series of 76 lessons, each containing vocabulary and phrase lists, dialogue, grammar notes, and exercises. Lesson topics include: greetings and introductions; numbers; commands; questions; expressing time; family; shopping; daily activities; getting and giving directions; the human body; health; housing; banking; weather; agriculture; colors; festivals; transportation; and travel. A Swahili-to-English glossary and list of useful phrases are appended. (MSE)

* Reproductions supplied by EDRS are the best that can be made *
* from the original document. *

ED 402 737



U.S. DEPARTMENT OF EDUCATION
Office of Educational Resources and Improvement
EDUCATIONAL RESOURCES INFORMATION
CENTER (ERIC)

- This document has been reproduced as received from the person or organization originating it.
- Minor changes have been made to improve reproduction quality.
- Points of view or opinions stated in this document do not necessarily represent official OERI position or policy.

004285

BEST COPY AVAILABLE

KISWAHILI BOOK



FOR PEACE CORPS TANZANIA
JUNE 1994 - ARUSHA, TANZANIA

Written by

Esther M. Simba
Claudius N. Marshal
Hamisi K. M. Msumi
Kiobya Yahaya
Bazila A. Nyambo
Mohamed Kondo
Oswald M. Ngadatta
Jumapili M. Nyaruga

Secretarial work by
Mrs. Doreen P. Lyimo

Art Work by

Fred Kigallu
Charles Lwamlema
Lawrence Hinju
Benjamin Lulabuka
Theodore J. Domet



A C K N O W L E D G E M E N T

The authors of this book under the supervision of **Esther M. Simba** would like to give their sincere gratitude to the Peace Corps Country Director - **David Ashby**, Administrative Officer - **Mike Athens**, for their willingness in supporting and financing this book to be written. We also thank the former Associate Peace Corps Director for Education - **Sharon Johns** for her patience, flexibility and advice which contributed to the success of this book. The Peace Corps staff in Dar and Arusha training site would not be forgotten for their inputs in one way or another. Last but not least, the Training Director **Joan Bordman** can not be left behind for her encouragement in writing this book. It is not easy to thank everybody individually but we would like them to accept our heartfelt gratitude. Since this is a pilot book, we would like to invite any additional contributions to improve it.

P R E F A C E

Communication is one of the most important thing in any society. For that matter we (the authors) thought that there is a need of trying to write this book in order to ease communication between foreigners and Tanzanians especially those who work here in different fields. Since the common language in East Africa is Kiswahili, we have written this book sighting areas like conversation and structure (grammar) in a simpler way. The communication topics have been designed in such a way that vocabulary comes first followed by English translation, then Kiswahili conversation and lastly exercises. Grammar begins with the grammatical explanation, examples, exercises and vocabulary. The structure topics have been designed by giving explanation about the topic, followed by exercises and then vocabulary.

The aim of this book is to help Peace Corps volunteers who are working in Tanzania to bridge the communication gap, and also other Peace Corps staff who might be interested to learn this language. It is our expectation that by following the instructions put in this book and by doing the exercises you will learn this language in the easiest way.

We would like once again to thank all those who participated in the work of writing this book. And to the reader we invite more comments which will lead us to the last work of this book so that it can serve as many people as possible.

The Authors "



Table of Contents



	Page
1. Acknowledgement	i
2. Preface	ii
3. Greetings	1
4. Self Introduction	5
5. Numbers 0-1000	9
6. Personal Pronouns, Possessive Pronouns & Subject Prefixes (Singular)	11
7. What are you Doing in Tanzania?	15
8. Verb "to be" Present Positive and Negative	19
9. Commands	21
10. Present, Past and Future Tenses Singular	27
11. Question Words	31
12. Personal Pronouns, Possessive Pronouns & Subject Prefixes (Plural)	37
13. Useful Constructions	41
14. Days of the Week	43
15. Family Structure	45
16. Verb to have Present	49
17. Numbers 1001-100,000	51
18. Months and Dates	53
19. At the Market	59
20. Measurements	63
21. Verb "to have" Past and Future	65
22. Negative Present Singular and Plural	69
23. Negative Past Singular and Plural	73
24. Negative Future Singular and Plural	75
25. Negatives of the verb "to have"	77
26. My Friend	83

27. The "Me" Tense	87
28. Telling Time	91
29. Daily Activities	95
30. Giving and Receiving Directives	101
31. At the Shop	105
32. Verb to be Past and Future	109
33. Negative of the Verb "to be" Past and Future	113
34. M-/Wa- Noun Class	115
35. Ji-/Ma- Noun Class	119
36. Parts of the Body	121
37. At the Hospital	125
38. Object Infixes	129
39. Passives	133
40. At my Home	137
41. Subjunctives	141
42. '-Po-' as When	143
43. Past Events	145
44. At the Hotel	149
45. Locative Suffixes -Ko -Po -Mo	153
46. Ki-/Vi- Noun Class (ch-/vy-)	157
47. Place Words	159
48. M-/Mi- Noun Class	163
49. At the Post Office	165
50. "Amba-" Relative Clauses	171
51. N-/N- Noun Class	177
52. The Uses of "Kwa"	181
53. At the Bank	183
54. U-/N- Noun Class	187
55. Mahali Class	191
56. Reciprocal Verbs	193
57. Adjectives with "Consonant Stems"	197
58. Compass Direction	201
59. Weather and Agriculture in Tanzania	203
60. -Engi and -Ingi	207
61. -Engine and -Ingene	209
62. Wild Animals of Tanzania	213

63. Adjectives with "Vowel Stem"	217
64. "Ki"/"Kama" as "If"	219
65. The Negative of "-Ki-" as "If" ("Sipo")	223
66. "-Nge-"/"-Ngali-"	225
67. Tanzanian	227
68. Colours	231
69. Festivals	235
70. "-Isha-" and "-Ja-" Using "-Me-" Tense	239
71. Noun Class Agreement Chart	241
72. Reflexive Infix "-Ji-" as Self/Selves	243
73. At a Tanzanian's Home	245
74. "-Vyo-" as "How"	249
75. Transport in Tanzania	251
76. Brian's Journey	255
77. Adjectives of Arabic Origin	259
78. Glossary	261
79. Kiswahili Useful Phrases	274

GREETINGS

Msamiati:	- vocabulary
<i>habari</i>	- news
<i>nzuri</i>	- fine, good
<i>salama</i>	- fine, good, peacefully
<i>hodi ! hodi!</i>	- may I come in?
<i>njema</i>	- fine, good
<i>shikamoo</i>	- how are you elder, I respect you elder
<i>marahaba!</i>	- fine, good, I accept
<i>mzima?</i>	- are you fine?
<i>mambo?</i>	- how are things?
<i>u-hali gani?</i>	- how are you?
<i>umeshindaje?</i>	- how has the day been?
<i>umelalaje?</i>	- how have you slept?
<i>umeamkaje?</i>	- how have you waken up?



Tatu:	May I come in?
Baraka:	You are welcome.
Tatu:	Thanks.
Baraka:	Have a seat.
Tatu:	Thank you.
Baraka:	How are you?
Tatu:	I am fine.
Baraka:	How is home?
Tatu:	Fine, how is it here?
Baraka:	Good/ <i>Fine</i>

Other Greetings

- | | |
|---------------------------------|-------------------|
| 1. Are you fine? | - Fine. |
| 2. I respect you elder? | - I accept. |
| 3. Are you fine? | - Fine |
| 4. How are things? | - Fine |
| 5. How did you conquer the day? | - Fine |
| 6. How have you slept? | - Fine |
| 7. How have you waken up? | - Fine |
| 8. (Name) what's up? | - Fine |
| 9. How are things? | - Things are fine |

N.B: Historically Shikamoo, meant may I hold your feet? And Marahaba meant Yes you may.

SALAMU



Tatu:	Hodi! Hodi!
Baraka:	Karibu.
Tatu:	Asante.
Baraka:	Karibu kiti
Tatu:	Asante.
Baraka:	Hujambo?
Tatu:	Sijambo.
Baraka:	Habari za nyumbani?
Tatu:	Nzuri, habari za hapa?
Baraka:	Nzuri.



Salamu nyingine

Salamu	Jibu	- Hali (Situations)
Greetings	Responses	
1. Salama?	Salama.	- friends
2. Shikamoo!	Marahaba!	- said in response to an older person
3. Mzima?	Mzima.	- people you know in the same class
4. Mambo?	Safi/dofi.	- friends
5. Umeshindaje?	Salama.	- people of the same age - afternoon
6. Umelalaje?	Salama.	- second greeting
7. Umeamkaje?	Salama.	- second greeting
8. (Jina) Vipi?	Safi.	- friends
9. Mambo vipi?	Mambo si.	- friends

Mazoezi

A. Tafuta majibu sahihi kwa salamu zifuatazo: (Find the appropriate responses for the following greetings)

1. Habari gani? _____
2. Hujambo? _____
3. Salama? _____
4. Mzima? _____
5. Shikamoo! _____

B. Tafuta salamu kwa majibu yafuatayo: (Find the greetings for the following responses)

1. _____? Mzima.
2. _____? Salama kabisa.
3. _____? Nzuri.
4. _____? Njema tu.
5. _____? Safi.
6. _____? Sijambo.
7. _____? Marahaba.
8. _____? Nzuri.
9. _____? Asante

C. Maliza sentensi zifuatazo: (Complete the following sentences)

1. Jina langu ni _____.
2. Ninatoka _____.
3. Ninatoka jimbo la _____.
4. Mimi ni _____.
5. Sasa ninakaa _____.

D. Andika mazungumo ya watu wawili: (Write a dialogue of two people)

Brian: _____.

Suzan: _____.

Brian: _____.

Suzan: _____.

Brian: _____.

Suzan: _____.

Brian: _____.

Suzan: _____.

Brian: _____.

Suzan: _____.

SELF INTRODUCTION

Msamiati:

<i>irwa</i>	-	<i>be called</i>
<i>mgeni</i>	-	<i>a visitor, guest, foreigner, stranger</i>
<i>jimbo</i>	-	<i>state or province</i>
<i>baba</i>	-	<i>father</i>
<i>mama</i>	-	<i>mother</i>
<i>toka</i>	-	<i>be from</i>
<i>mkoa</i>	-	<i>region</i>
<i>kaa</i>	-	<i>stay, live</i>
<i>nani?</i>	-	<i>who, what, whom?</i>
<i>wapi?</i>	-	<i>where?</i>
<i>gani?</i>	-	<i>which, what kind of, what type?, what sort of?</i>
<i>kaka</i>	-	<i>brother</i>
<i>dada</i>	-	<i>sister</i>

Tatu:	How are you today?
Brian:	Fine.
Tatu:	What is your name?
Brian:	My name is Brian.
Tatu:	Where are you from?
Brian:	I am from America.
Tatu:	Which state are you from?
Brian:	I am from Minesota.
Tatu:	Are you a visitor in Tanzania?
Brian:	Yes. I am a visitor in Tanzania.
Tatu:	Welcome to Tanzania.
Brian:	Thank you.

KUJITAMBULISHA



Tatu: Habari za leo?
Brian: Nzuri.
Tatu: Unaitwa nani?
Brian: **Ninaitwa Brian.**
Tatu: Unatoka wapi?
Brian: **Ninatoka Marekani.**
Tatu: Unatoka jimbo gani?
Brian: **Ninatoka jimbo la Minesota.**
Tatu: Wewe ni mgeni Tanzania?
Brian: **Ndiyo, mimi ni mgeni Tanzania.**
Tatu: Karibu Tanzania.
Brian: Asante.

Mazoezi

A. Jibu maswali haya: (Answer these questions)



1. Wewe unaitwa nani?

2. Yeye anaitwa nani?

3. Baba yako anaitwa nani?

4. Mama yako anaitwa nani?

5. Dada yako anaitwa nani?

6. Brian anatoka wapi?

7. Brian anatoka jimbo gani?

8. Brian ni nani?

9. Wewe unatoka jimbo gani?

10. Kaka yako anaitwa nani?



*Jina langu ni Baraka.
Ninatoka Tanzania.
Ninatoka mkoa wa Mwanza.
Mimi ni Msukuma.
Sasa ninakaa Dar es Salaam.*



B. Jibu maswali kutokana na picha ya hapo juu: (Answer questions using the picture above)

1. Jina lake ni nani?

2. Anatoka wapi?

3. Anatoka mkoa gani?

4. Yeye ni nani?

5. Sasa anakaa wapi?

6. Wewe unakaa wapi?

7. Je Baraka anatoka Tanzania?

NUMBERS 0-1000

0 = sifuri	10 = kumi	100 = mia moja
1 = moja	20 = ishirini	200 = mia mbili
2 = mbili	30 = thelathini	900 = mia tisa
3 = tatu	40 = arobaini	1000 = elfu moja
4 = nne	50 = hamsini	
5 = tano	60 = sitini	
6 = sita	70 = sabini	
7 = saba	80 = themanini	
8 = nane	90 = tisini	
9 = tisa		

*When the units are added to the tenth we get 'kumi **na** moja', 'kumi **na** mbili', ishirini **na** tatu, thelathini **na** moja wich literally means:- ten **and** one, ten **and** two, twenty **and** three, thirty **and** one etc.,*

Mazoezi

A. Andika maneno haya katika tarakimu: (Write these words into numerals):

1. Tisini na tano

2. Themanini na sita

3. Eflu moja na moja

4. Hamsini na nne

5. Eflu moja na tano

6. Mia nane sabini na tano

7. Sabini na tisa

B. Andika namba zifuatazo kwa maneno: (Write the following numbers in words)

1. 999

2. 1009

3. 44

4. 35

5. 375

6. 444

7. 111

8. 88

9. 125

10. 804

C. Jaza nafasi zifuatazo kwa maneno: (Fill the following blanks in words)

20			50	
----	--	--	----	--

	65		85	
--	----	--	----	--

	200			500
--	-----	--	--	-----



		15		25
--	--	----	--	----

PERSONAL PRONOUNS, POSSESSIVE PRONOUNS & SUBJECT PREFIXES (SINGULAR)

In Kiswahili personal pronouns, possessive pronouns and subject prefixes singular are expressed as follows:

A. PERSONAL PRONOUNS (SINGULAR)

Mimi - I
Wewe - You
Yeye - He/She



B. POSSESSIVE PRONOUNS

- angu - my, mine
- ako - your, yours
- ake - his, her, its



C. SUBJECT PREFIXES (SINGULAR)

Mimi - Ni
Wewe - U
Yeye - A

Mfano:

Mimi **ninatoka** Marekani.

(I am from the US)

Wewe **unatoka** Tanzania.

(You are from Tanzania)

Yeye **anatoka** Uingereza.

(He/she is from UK)

M zoezi

A. Malizia majibu ya maswali yafuatayo: (Complete the answers for the following questions)

Brian: Unatoka wapi?

Tatu: Ninatoka _____

Brian: Unatoka mkoa gani?

Tatu: Ninatoka mkoa wa _____

Baraka: Anatoka wapi?

Tatu: Anatoka _____

Baraka: Anatoka jimbo gani?

Tatu: Anatoka jimbo la _____

B. Tunga sentensi kwa kutumia picha zifuatazo: (Make sentences by using the following pictures)

Mfano:



Mimi ninakula chakula.
Wewe unakula chakula.
Yeye anakula chakula.

1.



2.



3.



4.



5.



6.



WHAT ARE YOU DOING IN TANZANIA?

Msamiati:

<i>kazi</i>	-	<i>job, work</i>
<i>fanya</i>	-	<i>do</i>
<i>jifunza</i>	-	<i>learn, study</i>
<i>fundisha</i>	-	<i>teach</i>
<i>mwalimu</i>	-	<i>teacher</i>
<i>kwa heri</i>	-	<i>good-bye</i>
<i>ishi</i>	-	<i>live, stay</i>
<i>nchi</i>	-	<i>country</i>
<i>fikiri</i>	-	<i>think</i>
<i>nini?</i>	-	<i>what?</i>
<i>kemia</i>	-	<i>chemistry</i>
<i>fizikia</i>	-	<i>physics</i>
<i>hisabati</i>	-	<i>mathematics</i>
<i>baolojia</i>	-	<i>biology</i>



Baraka: How are you today?
Tatu: Fine. How is your work?
Baraka: Fine, which country do you come from?
Tatu: I come from _____.
Baraka: Where are you staying?
Tatu: I am staying at _____.
Baraka: What are you doing in Tanzania?
Tatu: I am now learning Kiswahili but later
I will teach _____.
Baraka: Oh! are you a teacher?
Tatu: Yes, I am a teacher.
Baraka: You are warmly welcome to Tanzania.
Tatu: Thank you very much.
Baraka: Good-bye!
Tatu: Good-bye!

UNAFANYA NINI TANZANIA?



Baraka: Habari za leo?

Tatu: Nzuri. Habari za kazi?

Baraka: Nzuri tu. Unatoka nchi gani?

Tatu: Ninatoka _____

Baraka: Unakaa wapi?

Tatu: Ninakaa _____

Baraka: Unafanya nini Tanzania?

Tatu: Sasa ninajifunza Kiswahili lakini baadaye nitafundisha _____

Baraka: Aha! wewe ni Mwalimu?

Tatu: Ndiyo mimi ni Mwalimu.

Baraka: Karibu sana Tanzania.

Tatu: Asante sana.

Baraka: Kwa heri.

Tatu: Kwa heri.

Mazoezi

A. Tumia jedwali hili kuunda sentensi: (Use this chart to construct sentences)

Jina		Nchi	Jimbo	Anakaa	Kazi
Brian		Marekani	New York	Arusha	Mwalimu wa baolojia
Baraka	Mimi	Tanzania	Dodoma	Mwanza	Mwalimu wa fizikia
Suzana	Wewe	Marekani	California	Iringa	Mwalimu wa kemia
John	Yeye	Tanzania	Morogoro	Dar es Salaam	Mwalimu wa hisabati

Mfano:

Mimi ni Brian, ninatoka Marekani jimbo la New York. Sasa ninakaa Arusha. Mimi ni mwalimu wa Baolojia. Ninafanya kazi Peace Corps.

Mimi _____

Wewe _____

Yeye _____

B. Jibu maswali yafuatayo: (Answer the following questions)



1. Baraka alizungumza na nani?

2. Unafikiri Baraka anatoka wapi?

3. Sasa Tatu anafanya nini Tanzania?

4. Baadaye Tatu atafanya nini Tanzania?

5. Baadaye wewe utafanya nini Tanzania?

**C. Andika mazungumzo kuhusu unafanya nini Tanzania:
(Write a dialogue about what you are doing in Tanzania)**

VERB "TO BE" PRESENT POSITIVE AND NEGATIVE

The verb "to be" in Kiswahili is irregular which means it changes according to the tenses referred to. In the present tense the verb "to be" is denoted by "ni" for all personal pronouns and its negative is denoted by "si".

Mfano: Mimi ni Mmarekani.	- (I am an American.)
Wewe ni Mtanzania.	- (You are a Tanzanian.)
Yeye ni Mwingereza.	- (S/he is British.)
Mimi ni Brian.	- (I am Brian.)
Wewe ni Tatu.	- (You are Tatu.)
Yeye ni Baraka.	- (He is Baraka.)
Yeye ni Brian?	- (Is he Brian?)
Hapana. Yeye si Brian.	- (No. He is not Brian.)
Wewe ni Tatu?	- (Are you Tatu?)
Ndiyo. Mimi ni Tatu.	- (Yes. I am Tatu.)
Mimi ni Baraka?	- (Am I Baraka?)
Hapana. Wewe si Baraka.	- (No. You are not Baraka.)
Wewe ni Brian?	- (Are you Brian?)
Ndiyo. Mimi ni Brian.	- (Yes. I am Brian.)

Mazoezi

A. Kwa kutumia mfano ufuatao jibu maswali haya: (Using the example given answer the following questions)

Mfano: A. Yeye **ni** Mwalimu?
B. **Ndiyo.** Yeye **ni** mwalimu.

1. A. Wewe ni mtoto?
B. _____
2. A. Mimi ni mwanafunzi?
B. _____
3. A. Wewe ni Mtanzania?
B. _____



David




Baraka



Cheng



Ole Saitabau



Tatu

B. Kwa kutumia 'ni' na 'si' andika sentensi nane kutokana na picha za hapo juu: (Using the verb 'to be' in present and its negative construct eight sentences using the above pictures)

1. David ni Mwalimu?

2. Cheng ni Mchina?

3. Tatu ni Daktari?

4. Ole Saitabau ni Mmasai?

5. David ni Daktari?

6. Cheng ni mwanafunzi?

7. Baraka ni Mchina?

Msamiati:

- daktari - doctor
- mmasai - a masai
- mwanafunzi - student
- mchina - a chinese

COMMANDS

When verb roots are used alone without any subject or object concords they are called **commands**. Normally these commands are used when one orders a person to do something.

Mfano:	kula	-	eat
	lala	-	sleep
	kunywa	-	drink
	amka	-	wake up, get up
	soma	-	read
	angalia	-	look, watch
	fikiri	-	think
	andika	-	write
	sikiliza	-	listen
	piga mswaki	-	brush teeth
	oga	-	bathe
	vaa nguo	-	dress
	vua nguo	-	undress
	pika	-	cook
	zungumza	-	talk, converse
	washa taa	-	switch on the light, put on the light, light the lantern
	zima taa	-	switch off light, put off light, put off the lantern
	fagia	-	sweep
	safisha	-	clean
	fua	-	wash



Mazoezi

A. Fasiri maneno yafuatayo: (Translate the following words)

Mfano:	read	soma
1.	eat	_____
2.	think	_____
3.	sleep	_____
4.	write	_____
5.	look	_____

- 6. listen _____
- 7. wake up _____
- 8. drink _____

B. Jaza nafasi zilizo wazi kwa kutumia vitenzi sahihi: (Fill in the blanks by using appropriate verbs)

- 1. Jana mimi nili _____ ndizi.
- 2. Mtoto ana _____ radio.
- 3. Brian ata _____ soda baridi.
- 4. Tatu ali _____ gazeti.
- 5. Baraka ana _____ video.
- 6. Suzana ali _____ barua.
- 7. Mwalimu ana _____ taa.
- 8. Kesho Baraka ata _____ mswaki.
- 9. Sasa Suzan ana _____ pizza.
- 10. Jana Brian ali _____ Kiswahili.

C. Tumia picha kujibu au kuuliza maswali: (Use the pictures to answer or to ask questions)

Mfano:



Swali: Ulifanya nini?
Jibu: Nilisoma

1.



Swali: _____ ?

Jibu: Nitaandika

2.



Swali: Nitafanya nini?

Jibu: _____

3.



Swali: Alifanya nini?

Jibu: _____

4.



Swali: Nilifanya nini?

Jibu: _____

5.



Swali: _____?

Jibu: Nitaoga.

6.



Swali: _____?

Jibu: Analala.

7.



Swali: Unafanya nini?

Jibu: _____

D. Jibu maswali haya: (Answer these questions)

1. Kabla ya kuja Tanzania ulifanya nini?

2. Utafanya kazi wapi?

3. Sasa wewe unafanya nini?

4. Jana baada ya kujifunza Kiswahili ulifanya nini?

5. Mwaka kesho utafanya nini?

6. Jumapili utafanya nini?

7. Kesho usiku utafanya nini?

8. Mwalimu anafanya nini?

9. Jana usiku baba alifanya nini?

10. Jumamosi usiku wewe utafanya nini?

11. Sasa mama yako anafanya nini?

12. Leo mchana utafanya nini?

13. Kesho jioni utafanya nini?

14. Jana usiku wewe ulifanya nini nyumbani?

15. Sasa rafiki yako anafanya nini?

Msamiati:

<i>chota maji</i>	-	<i>draw water</i>
<i>kata mti</i>	-	<i>cut tree</i>
<i>baada ya</i>	-	<i>after</i>
<i>kabla ya</i>	-	<i>before</i>
<i>jumapili</i>	-	<i>sunday</i>
<i>mchana</i>	-	<i>afternoon</i>
<i>jioni</i>	-	<i>evening</i>
<i>usiku</i>	-	<i>night</i>
<i>barua</i>	-	<i>letter</i>
<i>taa</i>	-	<i>lantern, lamp, light</i>
<i>radio</i>	-	<i>radio</i>
<i>ndizi</i>	-	<i>banana</i>
<i>baridi</i>	-	<i>cold</i>
<i>gazeti</i>	-	<i>news paper, magazine</i>
<i>mtoto</i>	-	<i>child, baby</i>

PRESENT, PAST AND FUTURE TENSES SINGULAR

There are four primary tenses in Kiswahili. *-na-*, *-ta-*, *-li-* & *-me-*.
But at this stage we will only deal with '*-na-*', '*-ta-*', and '*-li-*'.

-na- This tense refers to an action taking place now and an action which is continuing.

- Mfano:**
1. Sasa **Ninakunywa** chai.
(Now I am drinking tea.)
 2. **Ninaandika** barua.
(I am writing a letter.)
 3. **Ninaangalia** mdudu.
(I am looking at an insect.)

-ta- A tense sign marker which stands for future tense.

- Mfano:**
1. Kesho **Nitakunywa** chai.
(Tomorrow I will drink tea.)
 2. **Nitaandika** kitabu.
(I will write a book.)
 3. **Nitasoma** barua.
(I will read a letter.)

-li- A tense sign marker which stands for simple past tense.

- Mfano:**
1. Jana **nilikunywa** chai.
(Yesterday I drank tea.)
 2. **Niliandika** barua.
(I wrote a letter.)
 3. **Nilisoma** kitabu.
(I read a book.)

Mazoezi

A. Jaza nafasi zifuatazo kwa kutumia nyakati sahihi: (Fill the following blanks by using appropriate tenses)

1. Mimi _____ kaa wapi? (jana)
2. Yeye _____ toka Marekani. (sasa)
3. Wewe _____ andika barua. (kesho)
4. Mimi _____ kunywa chai. (sasa)
5. Suzana _____ jifunza Kiswahili. (sasa)
6. Mama _____ kula chakula. (jana)
7. Mwalimu _____ fundisha Kiswahili. (kesho)
8. Mimi _____ nunua matunda. (sasa)
9. Wewe _____ utasikiliza redio. (kesho)
10. Mimi _____ soma gazeti. (jana)



B. Fasiri sentensi zifuatazo katika Kiswahili: (Translate the following sentences into Kiswahili)

1. You are watching video.

2. He was learning Kiswahili in the US.

3. I am going to town.

4. He is called Baraka.

5. I am reading a newspaper.

6. The student learned Kiswahili in Arusha.

7. Peter is talking to his teacher.

8. You listened to the music.

C. Tumia jedwali hili kutunga sentensi kumi: (Use this chart to construct ten sentences)

Jina	Jana	Sasa	Kesho
Baraka	kula chakula	soma gazeti	andika barua
Brian	cheza dansi	angalia video	piga pasi
Suzana	amka	zungumza	piga simu
Tabu	cheza mpira wa mikono	enda sokoni	nunua redio

Mfano: Baraka alikula chakula. - Baraka ate food.

Brian anaangalia video. - Brian is watching video.

Suzana atapiga simu. - Suzana will make a phone call.

1. _____
2. _____
3. _____
4. _____
5. _____
6. _____
7. _____
8. _____
9. _____
10. _____

D. Fasiri sentensi zifuatazo katika Kiswahili: (Translate the following sentences into Kiswahili)

1. I listened to the radio.

2. You are watching video.

3. Tatu will eat bananas.

4. Baraka is learning Kiswahili.

5. Brian brushed teeth.

Msamiati:

- | | | |
|-----------------------|---|----------------------|
| <i>sokoni</i> | - | <i>at the market</i> |
| <i>soko</i> | - | <i>market</i> |
| <i>cheza</i> | - | <i>play</i> |
| <i>mpira</i> | - | <i>ball</i> |
| <i>mpira wa mkono</i> | - | <i>hand ball</i> |
| <i>nunua</i> | - | <i>buy</i> |
| <i>piga pasi</i> | - | <i>ironing</i> |
| <i>pasi</i> | - | <i>an iron</i> |

QUESTION WORDS

In Kiswahili language there are different question words which are used to ask questions. When asking a question the intonation changes by raising up the voice. These question words are as follows:

- | | | | |
|-----------------|---|---------------------------------------|---|
| 1. Nani? | - | What, who, whom? | |
| 2. Wapi? | - | Where? | |
| 3. Kwa nini? | - | Why?, for what? | |
| 4. Lini? | - | When? | |
| 5. Mbona? | - | Why?, how come? | |
| 6. Ngapi? | - | How many?, how much? | |
| 7. Gani? | - | What sort of?, which?, which kind of? | - |
| 8. Nini? | - | What? (used for objects only) | - |
| 9. Vipi? | - | How? | |
| 10. Namna gani? | - | How?, how is it? | |

The Particle "je"

When "Je" is used at the beginning of the sentence it draws attention i.e. the question is coming.

Mfano:

Je, utakwenda mjini leo? - Will you go to town today?

*When "je" is used at the end of the verb it means **how**.*

Mfano:

Wewe utakwendaje mjini? - How will you go to town?

When "je" is used at the end of the noun it means what about/how about, but it should be preceded by a phrase giving prior information.

Mfano: Mimi ninatoka Tanzania - I am from Tanzania
wewe je? - what about you?
Sisi tutakwenda sokoni - We will go to the market
kesho, wao je? - tomorrow what about them?

Mifano zaidi:

- | | | |
|-----------------------------------|---|---------------------------------|
| 1. Kwa nini unajifunza Kiswahili? | - | Why are you learning Kiswahili? |
| 2. Jina lako ni nani? | - | What is your name? |

- | | | |
|----------------------------------|---|---------------------------------|
| 3. Kila siku unajifunza nini? | - | What are you learning everyday? |
| 4. Utakwendaje mjini? | - | How will you go to town? |
| 5. Je, utajifunza Kiswahili leo? | - | Will you learn Kiswahili today? |

Mazoezi

- A. Soma habari ifuatayo halafu jibu maswali hapo chini:(Read the following passage and answer the questions below)**

Juzi jioni nilikwenda sokoni. Nilikwenda sokoni pamoja na rafiki yangu Brian. Tulikwenda kwa pikipiki. Tulikwenda sokoni kununua matunda. Brian alinunua ndizi 10 lakini mimi nilinunua ndizi 20. Bei ya ndizi moja ni shilingi 5/=.

Maswali.

1. Juzi nilikwenda wapi?

2. Nilikwenda pamoja na nani?
-

3. Je juzi nilikwenda sokoni?
-

4. Mimi na Brian tulikwendaje sokoni?
-

5. Mimi nilinunua ndizi ngapi?
-

6. Brian je?
-

7. Sokoni tulinunua nini?
-

8. Tulinunua matunda gani sokoni?
-

9. Kwanini mimi na Brian tulikwenda sokoni?

10. Tulikwenda sokoni lini?

B. Soma habari ifuatayo halafu tunga maswali kumi na tano: (Read the following passage then construct fifteen questions)

Baraka na Suzana ni marafiki sana. Baraka anakaa Dar es Salaam na Suzana anaishi Arusha. Siku ya Jumamosi Suzana alikwenda Dar es Salaam kumtembelea Baraka. Baraka alifurahi sana kumwona Suzana na Suzana pia alifurahi sana. Siku ya Jumatatu Suzana alirudi Arusha kwa basi la 'Royal Sumayi.'

Mfano:

Rafiki yake Baraka jina lake ni nani?

1. _____ ?
2. _____ ?
3. _____ ?
4. _____ ?
5. _____ ?
6. _____ ?
7. _____ ?
8. _____ ?
9. _____ ?
10. _____ ?
11. _____ ?
12. _____ ?
13. _____ ?

14. _____ ?

15. _____ ?

C. Jibu maswali 10 ya zoezi B: (Answer 10 questions from exercise B)

Mfano:

Rafiki yake Baraka jina lake ni Suzana.

1. _____

2. _____

3. _____

4. _____

5. _____

6. _____

7. _____

8. _____

9. _____

10. _____

D. Jibu maswali yafuatayo: (Answer the following questions)

1. Unatoka wapi?

2. Kaka yako jina lake ni nani? :

3. Kabla ya kuja Tanzania ulifanya nini?

4. Unapenda kula chakula gani?

5. Kwa nini unajifunza Kiswahili?

6. Unakulaje chakula?

7. Je, utakwenda mjini leo?

8. Sokoni Tanzania kuna matunda gani?

9. Kila siku unakwendaje nyumbani?

10. Je, unapenda kula ugali?

E. Andika maswali ya majibu yafuatayo: (Write questions for the following answers)

1. _____? Ninatoka mji wa Arusha.

2. _____? Tulikuja Tanzania kwa ndege.

3. _____? Wana shilingi mia tatu.

4. _____? Mnakunywa kahawa.

5. _____? Kwa sababu ninapenda kuzungumza Kiswahili na Watanzania.

6. _____? Atakwenda Dodoma kesho.

7. _____? Ndiyo mimi ni mtanzania.

8. _____? Yeye ni mwalimu.

Msamiati:



<i>kwenda</i>	-	<i>to go</i>
<i>sokoni</i>	-	<i>at the market</i>
<i>pamoja na</i>	-	<i>together with</i>
<i>pikipiki</i>	-	<i>motorcycle</i>
<i>kwa sababu</i>	-	<i>because</i>
<i>ruḍi</i>	-	<i>return</i>
<i>ishi</i>	-	<i>live</i>
<i>taka</i>	-	<i>want</i>
<i>kununua</i>	-	<i>to buy</i>
<i>rafiki</i>	-	<i>friend</i>
<i>matunda</i>	-	<i>fruits</i>
<i>ndizi</i>	-	<i>bananas</i>
<i>bei</i>	-	<i>price</i>
<i>tembelea</i>	-	<i>visit</i>

PERSONAL PRONOUNS, POSSESSIVE PRONOUNS AND SUBJECT PREFIXES (PLURAL)

In Kiswahili personal pronouns, possessive pronouns and subject prefixes plural are expressed as follows:

A. PERSONAL PRONOUNS

- Sisi - We, us
- Ninyi - You, (plural)
- Wao - They, them



B. POSSESSIVE PRONOUNS (PLURAL)

- etu - our, ours
- enu - your, yours
- ao - their, theirs



C. SUBJECT PREFIXES

- tu - we
- m - you (pl)
- wa - they, them

Mfano:

- Sisi tunatoka Marekani. - We are from US.
- Ninyi mnatoka Tanzania. - You are (pl) from Tanzania.
- Wao wanatoka Uingereza. - They are from UK.

Mazoezi

A. Malizia sentensi zifuatazo kwa kutumia 'subject prefixes' na 'tense sign maker': (Complete the following sentences using subject prefixes and 'tense sign marker')

1. Sisi _____ sema Kiswahili kila siku.
2. Ninyi _____ pumzika kesho.
3. Wao _____ soma vitabu sana.
4. Julius _____ andika barua kesho.
5. Baraka _____ fikiri sana jana.
6. Mtoto _____ cheza mpira.
7. Mama _____ pika ugali.
8. Mimi _____ kunywa chai sasa.
9. Brian na Suzana _____ toka Marekani.
10. Tatu _____ a. galia video jana.

B. Andika sentensi zifuatazo kwa usahihi kwa kutumia subject prefixes sahihi: (Write the following sentences correctly using the appropriate subject prefixes)

1. Mtoto wanakula sana.

2. Wao atakuja kesho mchana.

3. Sisi mlifikiri sana jana.

4. Wewe na John alikula ugali jana.

5. Wao anapika chakula.

6. Sisi mnacheza ngoma.

7. Ninyi walikula ugali nyumbani.

8. Mimi na Brian alicheza mpira.

9. Suzan na David mnaangalia video.

10. Mwalimu na mimi walikwenda sokoni.

C. Fasiri sentensi zifuatazo katika Kiswahili: (Translate the following sentence into Kiswahili)

1. They are sleeping now.

2. She is eating pizza.

3. I am writing a letter.

4. We will sweep tomorrow.

5. You (plural) spoke slowly.

6. They are washing clothes now.

7. Father and mother are watching video.

8. She is teaching Kiswahili.

9. They will cook ugali and pizza.

10. We went to the market yesterday.

Msamiati:

- | | | |
|------------------|---|--------------------------------|
| <i>ugali</i> | - | <i>stiff porridge</i> |
| <i>ngoma</i> | - | <i>drum, traditional dance</i> |
| <i>wanafunzi</i> | - | <i>students, pupils</i> |
| <i>polepole</i> | - | <i>slowly</i> |
| <i>fagia</i> | - | <i>sweep</i> |
| <i>fua nguo</i> | - | <i>wash clothes</i> |

USEFUL CONSTRUCTIONS

In Kiswahili there are verbs which are commonly used in daily conversations. For that matter we have decided to call them useful constructions. The following are the group representative.

-enda	-	go
-weza	-	be able, can
-taka	-	want
-penda	-	love, like
-omba	-	beg, ask for something
-elewa	-	understand
-jua	-	know
-hitaji	-	need
-pata	-	get



Mfano:

Anakwenda sokoni.	-	S/he is going to the market.
Utaweza kuogelea?	-	Will you be able to swim?
Wanataka kunywa maji.	-	They want to drink water.
Mtappenda kujifunza Kiswahili?	-	Will you (pl) like to learn Kiswahili?

Mazoezi

A. Tunga sentensi tano kwa kutumia maneno haya: (Construct five sentences using these words)

omba, elewa, jua, hitaji, pata

1. _____
2. _____
3. _____
4. _____
5. _____

B. Fasiri sentensi zifuatazo kwa Kiswahili: (Translate the following sentences into Kiswahili):

1. We were able to speak Kiswahili.

2. They understood Kiswahili.

3. I needed tea with sugar.

4. She can cook rice.

5. He is going to town.

C. Tumia maneno yafuatayo kukamilisha sentensi zifuatazo: (Use the following words to complete the following sentences)

enda, weza, taka, jua, hitaji, omba, penda, elewa

1. Mwalimu ana _____ kunifundisha Kiswahili.
2. Nili _____ kupika chakula cha mchana.
3. Kila siku asubuhi nina _____ kunywa chai kabla ya kwenda shule.
4. Sasa nina _____ kuzungumza Kiswahili.
5. Kesho asubuhi nita _____ mjini kununua kalamu.
6. Sita _____ kuandika barua kwa kaka yangu.

Msamiati:

ogelea - swim
maji - water
sukari - sugar
mchele - uncooked rice

DAYS OF THE WEEK

In Kiswahili days of the week are named according to the Arabic system, which means the first day of the week is Saturday and the last day is Friday. Yet the arrangement of the days follows English system as shown below:-

Jumatatu	-	Monday
Jumanne	-	Tuesday
Jumatano	-	Wednesday
Alhamisi	-	Thursday
Ijumaa	-	Friday
Jumamosi	-	Saturday
Jumapili	-	Sunday



Mazoezi

A. Jibu maswali yafuatayo: (Answer the following questions)

1. Taja siku za wiki.

2. Leo ni siku gani ?

3. Jana ilikuwa siku gani?

4. Kesho itakuwa siku gani?

5. Juzi ilikuwa siku gani?

6. Kesho kutwa itakuwa siku gani?

7. Ulikuwa Tanzania siku gani?

8. Mnajifunza Kiswahili siku gani?

9. Unapumzika siku gani ?

B. Fasiri sentensi zifuatazo: (Translate the following sentences)

1. He came on Monday.

2. We shall go on Tuesday.

3. The doctor is coming on Sunday.

4. I'm staying until Thursday.

5. We will eat bread on Monday.

6. I'm leaving on Saturday.

7. We learn Kiswahili everyday.

8. Today is Thursday.

9. Tomorrow will be Friday.

10. What was the day before yesterday.

Msamiati:

<i>ilikuwa</i>	- it was	<i>kaa</i>	- stay, live, sit, crab
<i>itakuwa</i>	- it will be	<i>mpaka</i>	- until, border
<i>gani</i>	- which, what, what kind of	<i>kabla</i>	- before
<i>ondoka</i>	- leave, depart		

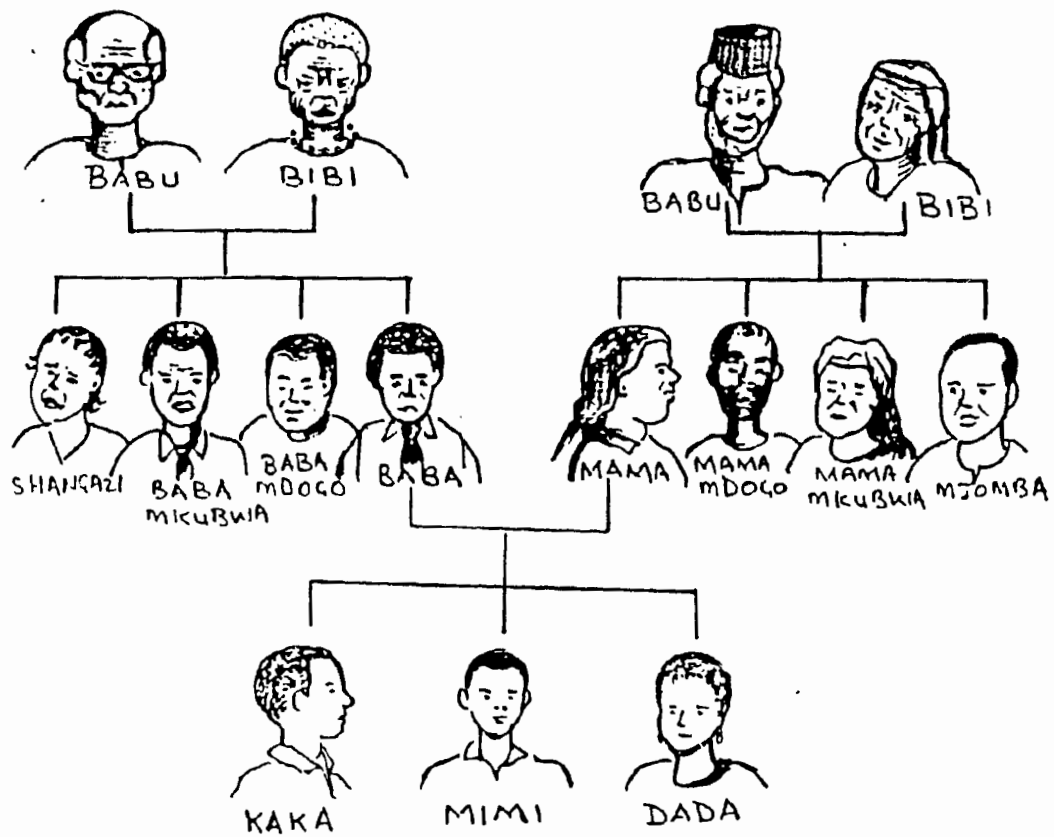
FAMILY STRUCTURE

Msamiati:

<i>babu</i>	-	<i>grandfather</i>
<i>bibi</i>	-	<i>grandmother</i>
<i>shangazi</i>	-	<i>father's sister</i>
<i>mjomba</i>	-	<i>mother's brother</i>
<i>baba mkubwa</i>	-	<i>father's elder brother</i>
<i>baba mdogo</i>	-	<i>father's younger brother</i>
<i>mama mkubwa</i>	-	<i>mother's elder sister</i>
<i>mama mdogo</i>	-	<i>mother's younger sister</i>
<i>mke</i>	-	<i>wife</i>
<i>mume</i>	-	<i>husband</i>
<i>mzazi</i>	-	<i>a parent</i>
<i>binamu</i>	-	<i>cousin</i>
<i>mpwa</i>	-	<i>nephew</i>

I am Baraka. My father is Masanja and my mother is Kashinde. My grandfather is Mabula and my grandmother is Kaniki. My uncle is Shija and my aunt is Shida. My elder father is Masalu and my younger father is Malulu. My elder mother is Kahangi and my younger mother is Ugumba. My brother is Mashili and my sister is Tabu.

MUUNDO WA FAMILIA



Mimi ni Baraka. Baba yangu ni Masanja na Mama yangu ni Kashinde. Babu yangu ni Mabula na Bibi yangu ni Kaniki. Mjomba wangu ni Shija na Shangazi yangu ni Shida. Baba yangu mkubwa ni Masalu na Baba yangu mdogo ni Malulu. Mama yangu mkubwa ni Kahangi na Mama yangu mdogo ni Ugumba. Kaka yangu ni Mashili na Dada yangu ni Tabu.

MONTHS AND DATES

Months

In Kiswahili the months in a year are named as follows:

Mwezi wa kwanza	first month	Januari
Mwezi wa pili	second month	Februari
Mwezi wa tatu	third month	Machi
Mwezi wa nne	fourth month	Aprili
Mwezi wa tano	Fifth month	Mei
Mwezi wa sita	sixth month	Juni
Mwezi wa saba	seventh month	Julai
Mwezi wa nane	eighth month	Agosti
Mwezi wa tisa	nineth month	Septemba
Mwezi wa kumi	tenth month	Oktoba
Mwezi wa kumi na moja	eleveth month	Novemba
Mwezi wa kumi na mbili	twelfth month	Desemba

Mazoezi

A. Jibu maswali haya: (Answer these questions)

1. Mwaka mmoja una siku ngapi?

2. Mwezi gani ni baridi sana Marekani?

3. Mwaka mmoja una miezi mingapi?

4. Mwezi gani una siku 28 au 29?

C. Hawa ni nani?: (Who are these?)

Mfano:

Bibi ni mama wa baba.

Kaniki ni bibi wa Baraka.

1. Babu ni _____.
2. Mjomba ni _____.
3. Shangazi ni _____.
4. Masalu ni _____.
5. Malulu ni _____.
6. Kahangi ni _____.
7. Ugumba ni _____.
8. Mashili ni _____.
9. Tabu ni _____.

D. Kwa kutumia muundo wa familia sema kweli au uongo:
(Using the family structure say true or false)

1. Baba wa baba anaitwa babu _____
2. Dada wa mama ni mjomba _____
3. Kaka wa baba ni shangazi _____
4. Mama wa baba na mama wa mama ni bibi _____
5. Mama mdogo ni kaka mdogo wa baba _____
6. Baba ni mume wa dada _____
7. Babu ni mke wa bibi _____
8. Babu ni mume wa bibi _____
9. Dada wa Baba ni shangazi _____
10. Mke wa Babu ni mama _____

Mazoezi

A. Malizia sentensi zifuatazo: (Complete the following sentences)

1. Leo ni tarehe _____
2. Kesho itakuwa tarehe _____
3. Nilizaliwa tarehe _____
4. Krismasi ni tarehe _____
5. Mwaka mpya ni tarehe _____
6. Nilikuja Tanzania tarehe _____
7. Nilianza kujifunza Kiswahili tarehe _____
8. Nitamaliza kujifunza Kiswahili tarehe _____

B. Andika tarehe hizi kwa maneno: (Write these dates in words)

Mfano:

3/5 /1994

Tarehe tatu mwezi wa tano mwaka elfu moja mia tisa tisini na nne.

1. 6/10/1993

2. 15/3/1998

3. 19/11/1975

6. _____
7. _____
8. _____
9. _____
10. _____

B. Kamilisha sentensi zifuatazo ili zilete maana ya "kuwa na": (Complete the following sentences so that they mean "to have")

Mfano:

Mimi nina _____ (oga/kitanda)

Mimi nina kitanda

1. Mwalimu ana _____ (kalamu/fundisha)
2. Watoto wana _____ (mpira/cheza)
3. Baraka ana _____ (kunywa/dada)
4. Wao wana _____ (machungwa/zungumza)
5. Sisi tuna _____ (nanasi/andika)
6. Wewe una _____ (kitabu cha Kiswahili/pika)

C. Badili sentensi zifuatazo kuwa katika Kiswahili: (Change the following sentences into Kiswahili)

1. I have four children.

2. We have three chairs.

3. They have one car.

4. You have three radios.

5. S/he has four exercise books.

6. You (pl) have nine students.

1. Lini niliandika kitabu?

2. Lini nitakwenda baharini kuogelea?

3. Lini nilikwenda Ufaransa?

4. Lini nilizaliwa?

5. Lini mlifanya karamu?

6. Lini nilinunua gari?

7. Lini nilipata mtoto?

8. Lini nilisafiri?

9. Lini nilinunua nguo?

10. Lini nilipika wali?

B. Fasiri namba zifuatazo kwa Kiswahili: (Translate the following numbers in Kiswahili)

1. Twelve thousand

2. One thousand and sixty eight

3. Nine thousand and five hundred

4. Seven thousand and two hundred

5. Two thousand one hundred and fifty two

6. Three thousand and one

7. One thousand and twenty one

8. Thirty thousand and twenty two

9. Nine thousand and one

C. Andika kwa tarakimu: (Write in numerals)

1. Efu kumi na tano

2. Efu mbili mia tisa tisini na tisa

3. Laki moja

4. Efu themanini na mbili

5. Efu hamsini na nane

6. Efu hamsini na tisa

7. Efu kumi na moja mia moja kumi na moja

8. Efu moja mia tisa tisini na nne

9. Efu mbili mia nane themanini na tisa

AT THE MARKET

Msamiati:

<i>soko</i>	- market	<i>lipa</i>	- pay
<i>sokoni</i>	- at the market	<i>chukua</i>	- take
<i>pikipiki</i>	- motor cycle	<i>mboga</i>	- vegetables
<i>matunda</i>	- fruits	<i>kununua</i>	- to buy
<i>bei gani?</i>	- how much?	<i>fungu</i>	- pile
<i>muuzaji</i>	- seller	<i>halafu</i>	- then
<i>jumla</i>	- total	<i>malimau</i>	- lemons
<i>nipe</i>	- give me		

The day before yesterday Baraka went to the market. He went by motorcycle. He went to the market to buy vegetables and fruits. At the market he talked with a seller:

Baraka: How are you today?

Seller: I am fine. You are welcome.

Baraka: Thank you. I want to buy vegetables and fruits.

Seller: You are welcome. What fruits do you want to buy?

Baraka: I want to buy pawpaws, pineapples, oranges
bananas and lemons.

Seller: One pawpaw is 100/=, a pineapple is 200/=, and an
orange is 50/=. Each banana is 20/= and one lemon is
10/=.

Baraka: Ok!. Give me three pawpaws and four pineapples.

Seller: Ok!. You will pay the total of one thousand and one
hundred shillings.

Baraka: Take this money and give me the fruits.

Seller: Thanks, take your fruits and welcome again.

Baraka: Thank you very much.

5. Mwezi mmoja una siku ngapi?

6. Mwezi Januari ni mwezi gani?

7. Agosti ni mwezi gani?

8. Wewe unapenda mwezi gani? Kwa nini?

9. Ulifika Tanzania mwezi gani?

10. Krismasi ni mwezi gani?

Dates

In Swahili language dates are indicated by the ordinary numbers whereby one tells the date first, then the month and lastly the year. The word 'tarehe' comes before the numbers.

e.g. Tarehe nane mwezi wa saba mwaka 1994 - 8th July 1994

Mfano:

Tarehe moja	-	the first date of the month
Tarehe nne	-	the fourth date of the month
Tarehe sita	-	the sixth date of the month
Tarehe kumi	-	the tenth date of the month
Tarehe kumi na tisa	-	the nineteenth date of the month
Tarehe thelathini na moja	-	the thirty first date of the month

Mazoezi

A. Jibu maswali yafuatayo: (Answer the following questions)

1. Nani alikwenda sokoni?

2. Baraka alikwendaje sokoni?

3. Baraka alizungumza na nani sokoni?

4. Kwa nini Baraka alikwenda sokoni?

5. Papai moja ni bei gani?

6. Baraka alilipa jumla shilingi ngapi kununua matunda?

7. Baraka alitaka kununua matunda gani?

8. Wewe unapenda kula matunda gani?

B. Tafsiri maneno yafuatayo: (Translate the following words)

1. To buy _____
2. Fruits _____
3. Vegetables _____
4. Pineapples _____
5. Oranges _____
6. Bananas _____
7. Lemon _____
8. Cabbage _____
9. Green pepper _____
10. Pile _____
11. Take _____
12. Total _____

4. 8/2/1995

5. 1/8/1991

6. 30/7/1980

C. Jibu maswali kwa kutumia chati uliyopewa: (Answer the questions by using the chart given)

Siku	Tarehe	Mwezi	Mwaka	Fanya
Jumapili	10	12	1998	Nitaogelea
Alhamisi	19	1	1991	Nilinunua gari
Ijumaa	30	11	1987	Niliandika kitabu
Jumamosi	25	12	1993	Nilinunua nguo
Jumatatu	6	8	1987	Nilisafiri
Jumanne	17	10	1992	Nilipika wali
Jumatano	3	5	1988	Nilipata mtoto
Alhamisi	9	9	1963	Nilifanya karamu
Ijumaa	24	4	1960	Nilizaliwa
Jumanne	30	11	1954	Nilikwenda ulaya

MEASUREMENTS

There are different measurements depending on what some one wants to measure:

A. Local Measurements

- gunia - a sack, gunny bag
- debe - a tin of 18 - 20 litres
- kibaba - a local container used to measure solid things like beans, rice etc. at the market/shop
- fungu - a pile/heap

B. Urefu (Length)

- sentimeta - centimetre
- meta - metre (m)
- kilomita - kilometre



Mfano:

- sentimeta 100 = meta 1
- meta 1000 = kilometa 1

C. Uzito (Weight)

- gramu - gram (g)
- kilogramu - kilogram (kg)

Mfano:

- gramu 100 = dekagramu 1

D. Ujazo (Volume)

- lita - litre (l)

Mazoezi

A. Jibu maswali haya: (Answer these questions)

1. Sukari gramu 5000 ni kilo ngapi?

2. Debe moja ni lita ngapi?

3. Nusu kilo ni gramu ngapi?

4. Gramu 100 ni kilo ngapi?

5. Robo kilo ni gramu ngapi?

Msamiati:

<i>anza</i>	-	<i>start, begin</i>
<i>maliza</i>	-	<i>finish, complete</i>
<i>zaliwa</i>	-	<i>be born</i>
<i>mwaka mpya</i>	-	<i>new year</i>
<i>karamu</i>	-	<i>party</i>
<i>ogelea</i>	-	<i>swim</i>
<i>safiri</i>	-	<i>travel</i>
<i>bahari</i>	-	<i>sea, ocean</i>
<i>mwezi</i>	-	<i>month, moon</i>
<i>miezi</i>	-	<i>months, moons</i>
<i>mwaka</i>	-	<i>year</i>
<i>tarehe</i>	-	<i>date</i>
<i>Ufaransa</i>	-	<i>France</i>

VERB "TO HAVE" PAST AND FUTURE

The verb to have past and future in Kiswahili language is denoted by "kuwa na".

The verb "to have" Past

Mfano:

Nilikuwa na	-	I had
Ulikuwa na	-	You had
Alikuwa na	-	S/he had
Talikuwa na	-	We had
Mlikuwa na	-	You (pl) had
Walikuwa na	-	They had



Mifano zaidi:

Jana nilikuwa na nanasi
Juzi ulikuwa na kitabu
Mwaka jana Brian alikuwa na baiskeli

The verb "to have" Future

Mfano:

Nitakuwa na	-	I shall have
Utakuwa na	-	You will have
Atakuwa na	-	S/he will have
Tutakuwa na	-	We will have
Mtakuwa na	-	You (pl) will have
Watakuwa na	-	They will have

Mifano zaidi:

Kesho mimi nitakuwa na kitabu.
Kesho wewe utakuwa na kitabu.
Kesho yeye atakuwa na kitabu.
Kesho tutakuwa na kitabu.
Kesho Mtakuwa na kitabu.
Kesho watakuwa na kitabu.

SOKONI



Juzi Baraka alikwenda Sokoni. Alikwenda kwa pikipiki. Alikwenda sokoni kununua mboga na matunda. Sokoni alizungumza na muuzaji:

Baraka: Habari za leo?

Muuzaji: Nzuri, karibu!

Baraka: Asante sana. Ninataka kununua mboga na matunda.

Muuzaji: Karibu sana. Unataka kununua matunda gani?

Baraka: Ninataka kununua mapapai, mananasi, machungwa, ndizi na malimau.

Muuzaji: Papai moja ni shilingi 100/=, nanasi moja ni shilingi 200/= na chungwa moja ni shilingi 50/= . Kila ndizi ni shilingi 20/= na limau moja ni shilingi 10/=.

Baraka: Sawa, nipe mapapai matatu na mananasi manne.

Muuzaji: Sawa, jumla utalipa shilingi elfu moja na mia moja.

Baraka: Chukua pesa hizi na nipe matunda.

Muuzaji: Asante, chukua matunda yako na karibu tena.

Baraka: Asante sana.

B. Kamilisha sentensi zifuatazo ili zilete maana ya "kuwa na": (Complete the following sentences so that they mean "to have")

1. Nitakuwa na _____ (imba/keki)
2. Watakuwa na _____ (daftari/andika)
3. Mtakuwa na _____ (chungwa/kunywa)
4. Atakuwa na _____ (chakula/piga mswaki)
5. Wewe utakuwa na _____ (pikipiki/oga)


C. Tumia jedwali ulilopewa kutengeneza sentensi kumi:
(Using the chart given to construct ten sentences)

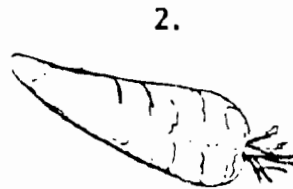
PERSONAL PRONOUNS	SUBJECT PREFIXES	PRESENT	PAST	FUTURE	NOUNS
Mimi	ni-				Nyumba
Wewe	u-				Kitabu
Yeye	a-				Mananasi
Sisi	tu-	-na-	-li-	-ta-	Machungwa
Nyinyi	m-		kuwa	kuwa na	Barua
Wao	wa-		na		Pikipiki
					Taa
					Gari
					Saa
					Ndege
					Kalamu
					Viti

C. Andika maneno haya kwa usahihi: (Write these words correctly)


1. TUAMDNA _____
2. UANNU _____
3. IPLIPLII _____
4. PMAPIAA _____
5. SINAMANA _____
6. WACHAMUNG _____
7. BOMGA _____
8. ZINDI _____
9. CHIBIKA _____
10. TIKAOR _____

D. Andika majina ya picha zifuatazo: (Write the name of the following pictures)













NEGATIVE PRESENT SINGULAR AND PLURAL

In negative present, no tense sign is used and if the last vowel is an "a" it is changed to an "i" and the negative subject prefixes are used.

Mfano: Affirmative	Negative
Sasa mimi ninaandika. (Now I am writing.)	- Sasa mimi siandiki. (Now I am not writing.)
Sasa wewe unaandika. (Now you are writing.)	- Sasa wewe huandiki. (Now you are not writing.)
Sasa yeye anaandika. (Now she/he is writing.)	- Sasa yeye haandiki. (Now she/he is not writing.)
Sasa sisi tunaandika. (Now we are writing.)	- Sasa sisi hatuandiki. (Now we are not writing.)
Sasa ninyi mnaandika. (Now you (pl) are writing.)	- Sasa ninyi hamwandiki. (Now you (pl) are not writing.)
Sasa wao wanaandika. (Now they are writing.)	- Sasa wao hawaandiki. (Now they are not writing.)

Note: 1

Whenever a consonant 'm' is preceded by verb stem vowels -w- is inserted between the consonant and the vowels.

Mfano: Affirmative	Negative
Sasa ninyi mnaandika	Sasa ninyi hamwandiki

Note: 2

Monosyllabic verbs like kula, kunywa, kuja, kwenda, drop the infinite 'ku' in negative present.

Mfano: Affirmative	Negative
Mimi ninakula samaki. (I am eating fish.)	- Mimi sili samaki. (I am not eating fish.)
Wewe unakunywa pombe. (You are drinking alcohol.)	- Wewe hunywi pombe. (You are not drinking alcohol.)
Sisi tunakwenda mjini. (We are going to town.)	- Sisi hauendi mjini. (We are not going to town.)

6. Tunaweza kupima nini kwa kutumia gunia?

B. **Tunga maswali na majibu kwa maneno yafuatayo:**
(Construct questions and answers to the following words)

Mfano:

Meta 10 ni sentimeta ngapi?

Meta 10 ni sentimeta 10,000.

1. Nusu kilo (a) _____
(b) _____
2. Nusu lita (a) _____
(b) _____
3. Sentimeta (a) _____
(b) _____
4. Kilo (a) _____
(b) _____
5. Gunia (a) _____
(b) _____
6. Gramu (a) _____
(b) _____
7. Debe (a) _____
(b) _____
8. Robo lita (a) _____
(b) _____
9. Fungu (a) _____
(b) _____
10. Lita (a) _____
(b) _____

Msamiati

- nusu* - half
robo - quarter
robo tatu - three quarters
kupima - to weigh, to measure, to diagnose, to examine
weza - be able to
kutumia - to use

C. Tumia jedwali ulilopewa hapo chini kutengeneza sentensi kumi katika kukataa: (Use the substitution table given below to construct ten sentences in the negative)

Sasa	mimi	si-	kunywa
	wewe	hu-	-zungumza
	yeye	ha-	-angalia
	sisi	hatu-	-lala
	nyingi	ham-	-sikiliza
	wao	hawa-	-pika

Mfano:

1. Sasa mimi sinywi bia (Now I am not drinking beer.)
2. Sasa mimi sipiki ugali (Now I am not cooking ugali)

1. _____
2. _____
3. _____
4. _____
5. _____
6. _____
7. _____
8. _____
9. _____
10. _____

A. Fasiri sentensi zifuatazo kwa Kiswahili: (Translate the following sentences into Kiswahili)

1. Tomorrow we will have one car.

2. The day before yesterday I had four pineapples.

3. The day after tomorrow I will have a bicycle.

4. Last year I had one house.

5. They will have a motor bike.

6. 1992 they had three bicycles.

7. You (pl) will have six pens.

8. You had three chairs.

9. She/He will have an exercise books.

10. I will have six pineapples.

NEGATIVE PAST SINGULAR AND PLURAL

The negative past is made by changing the past tense marker '-li-' into '-ku-' with the negative prefixes.

Mfano:

1. Jana asubuhi mimi sikupiga mswaki.
(Yesterday morning I didn't brush teeth.)
2. Wiki jana Brian hakuandika barua.
(Last week Brian didn't write a letter.)
3. Mwaka uliopita wanafunzi hawakuangalia video.
(Last year the students didn't watch video.)
4. Mwezi wa juzi sisi hatukulala nyumbani.
(Two months ago we didn't sleep at home.)



Mazoezi

A. Badili sentensi zifuatazo katika kukataa: (Change the following sentences into Negative)

1. Juzi Tatu alipika ugali.

2. Mwaka 1992 Brian na David walijifunza Kiswahili Arusha.

3. Jana ninyi mlikula samaki.

4. Wiki iliyopita sisi tulikunywa bia.

5. Juzi jioni mimi niliangalia sinema.

Mfano:

Mimi nina nyumba.

1. _____
2. _____
3. _____
4. _____
5. _____
6. _____
7. _____
8. _____
9. _____
10. _____

Msamiati:

<i>kitabu</i>	-	<i>a book</i>
<i>gari</i>	-	<i>a car, vehicle</i>
<i>baiskeli</i>	-	<i>a bicycle</i>
<i>kalamu</i>	-	<i>a pen</i>
<i>daftari</i>	-	<i>an exercise book</i>
<i>saa</i>	-	<i>watch, clock, time</i>
<i>viti</i>	-	<i>chairs</i>

NEGATIVE FUTURE SINGULAR AND PLURAL

The Negative Future is made by using the Future Tense with the Negative prefix:

Mfano:

Kesho mimi sitaenda ofisini
Tomorrow I won't go to the office

Mwaka kesho kutwa hawatacheza mpira.
Two years later they won't play soccer



Mazoezi

A. Badili sentensi hizi kwa kukataa: (Change these sentences in Negative)

1. Mwezi ujao Baraka na Tatu watacheza muziki.

2. Kesho usiku baba atakunywa pombe.

3. Wiki ijayo mimi nitafanya mtihani.

4. Mwaka kesho kutwa wewe utanunua gari.

5. Kesho ninyi mtaenda hospitali kupimwa.

6. Kesho ninyi mtajifunza Kiingereza.

7. Kesho kutwa wao watakula ugali kwa maharage.

8. Mwaka kesho tutapanda mlima Kilimanjaro.

9. Mwaka ujao ataandika barua kwa kaka yake.

10. Wiki kesho watakwenda Zanzibar.

Mazoezi

A. Badili sentensi zifuatazo kuwa katika kukataa: (Change the following sentences into negative)

1. Sasa ninazungumza na rafiki yangu.

2. Yeye anaangalia video

3. Wao wanapenda wali.

4. Ninyi mnajifunza kiswahili.

5. Sisi tunasoma barua.

6. Wewe unavaa nguo.

B. Fasiri sentensi zifuatazo katika Kiswahili: (Translate the following sentences into Kiswahili)

1. I am not writing a letter.

2. S/he is not drinking alcohol.

3. The children are not listening to the radio.

4. We are not speaking Kiswahili.

5. I don't eat ugali.

6. I am not watching soccer.

NEGATIVES OF THE VERB "TO HAVE"

Present:

In Kiswahili to negate the verb 'to have' in present, you have to replace the affirmative subject prefixes (ni-, u-, a- and tu-, m-, wa-) which are attached to the verb to have '-na' with the appropriate negative subject prefixes. In this case we don't change the last vowel of the verb.

ni-	- si-	tu-	- hatu-
u-	- hu-	m-	- ham-
a-	- ha-	wa-	- hawa-

Mfano:	Affirmative	Negative
mimi:	Nina saa. (I have a watch.)	- Sina saa. (I don't have a watch.)
wewe:	Una kitabu. (You have a book.)	- Huna kitabu. (You don't have a book.)
yeye:	Ana viatu. (S/he has shoes.)	- Hana viatu (S/he doesn't have shoes.)
sisi:	Tuna watoto sita. (We have six children.)	- Hatuna watoto sita. (We don't have six children.)
ninyi:	Mna walimu saba. (You (pl) have 7 teachers.)	- Hamna walimu saba. (You (pl) don't have 7 teachers.)
wao:	Wana shida. (They have problem.)	- Hawana shida. (The don't have problem.)

Mazoezi

A. Fasiri sentensi hizi katika Kiswahili: (Translate these sentences into Kiswahili).

1. I don't have a watch.

2. _____
You don't have children.

3. _____
We don't have chairs.

4. _____
S/he doesn't have a book.

B. Tunga sentensi kumi kwa kutumia jedwali ulilopewa chini: (Construct ten sentences using the chart given below)

NEGATIVE SUBJECT

PERSONAL PRONOUNS	NEGATIVE SUBJECT PREFIXES	PAST TENSE	VERBS	NOUNS
mimi wewe yeye sisi ninyi wao	Si- Hu- Ha- Hatu- Ham- Hawa-	-ku-	penda soma angalia piga andika sikiliza pumzika jifunza	redio ugali muziki kiswahili nyumbani mswaki video barua

1. _____
2. _____
3. _____
4. _____
5. _____
6. _____
7. _____
8. _____
9. _____
10. _____

Msamiati:

redio - a radio
muziki - music

Past:

Since the verb "to have" is regular in the past tense affirmative, the negative form of the verb to have in the past takes characteristics of the other monosyllabic verb. i.e. it drops its infinitive "ku-" in order to behave like other polysyllabic verbs.

Mfano:

mimi:	Nilikuwa na samaki.	-	Sikuwa na samaki.
wewe:	Ulikuwa na pikipiki.	-	Hukuwa na pikipiki.
yeye:	Alikuwa na matunda.	-	Hakuwa na matunda.
sisi:	Tulikuwa na watoto.	-	Hatukuwa na watoto.
ninyi:	Mlikuwa na mbwa.	-	Hamkuwa na mbwa.
wao:	Walikuwa na paka.	-	Hawakuwa na paka.

Mazoezi

A. Kanusha sentensi hizi: (Negate these sentences)

1. Nilikuwa na kalamu.

2. Ulikuwa na ndizi.

3. Alikuwa na wasiwasi.

4. Tulikuwa na viti kumi.

5. Mlikuwa na meza moja.

6. Walikuwa na nyumba nzuri.

B. Fasiri sentensi hizi katika Kiswahili: (Translate these sentences into Kiswahili)

1. I didn't have time.

2. You did not have sugar.

3. She did not have sugar.

B. Andika sentensi tano kutoka kwenye jedwali ulilopewa chini: (Write five sentences from the chart given below)

NEGATIVE SUBJECT

PERSONAL PRONOUNS	PREFIXES	FUTURE TENSE	VERBS	NOUNS
Mimi	si-	-ta-	soma	barua
wewe	hu-		piga	zawadi
yeye	ha-		pika	Ndizi
sisi	hatu-		sikiliza	simu
ninyi	ham-		pata	gazeti
wao	hawa-		andika	muziki

1. _____
2. _____
3. _____
4. _____
5. _____

C. Fasiri sentensi zifuatazo kwa Kiswahili: (Translate the following sentences into Kiswahili)

1. Tomorrow I shall not eat ugali.

2. They will not learn Kiswahili.

3. She will not go home.

4. You will not wait much.

5. You (pl) will not climb mount Kilimanjaro.

Msamiati:
mtihani - examination

Future:

The negative of the verb "to have" in future takes negative prefixes and the tense sign marker is inserted between the negative prefixes and the verb to be "kuwa".

Mfano: Affirmative		Negative
Nitakuwa na gari. I shall have a car.	-	Sitakuwa na gari. I won't have a car.
Utakuwa na shida. You will have a problem.	-	Hutakuwa na shida. You won't have a problem.
Atakuwa na watoto. S/he will have children.	-	Hatakuwa na watoto. S/he won't have children.
Tutakuwa na baiskeli. We shall have a bicycle.	-	Hatutakuwa na baiskeli. We shall not have a bicycle.
Mtakuwa na saa. You (pl) will have a watch.	-	Hamtakuwa na saa. You (pl) won't have a watch.
Watakuwa na nyumba. They will have a house.	-	Hawatakuwa na nyumba. They won't have a house.

Mazoezi

A. Fasiri sentensi zifuatazo katika Kiswahili: (Translate the following sentences into Kiswahili)

1. She will not have a knife.

2. They will not have ten books.

3. I shall not have time.

4. You will not have pens.

5. You (pl.) will not have a house.

6. We shall not have shoes.

5. You (pl.) don't have houses.

6. _____

B. Andika kanushi ya sentensi zifuatazo: (Write the negative of the following sentences)

Mfano:

Nina chakula - Sina chakula.

1. Nina kazi.

2. Una barua.

3. Tuna shida leo.

4. Ana mtoto mdogo.

5. Mna maswali.

6. Wana samaki kumi.

C. Badili sentensi hizi katika kukubali: (Change the following sentences into affirmative)

Mfano:

Nina pesa - sina pesa

- | | |
|----------|------------------|
| 1. _____ | sina kuku. |
| 2. _____ | huna paka. |
| 3. _____ | hana baba. |
| 4. _____ | hatuna marafiki. |
| 5. _____ | hamna wasiwasi. |
| 6. _____ | hawana viatu. |

Msamiati:

dogo - small, little watoto - children
samaki - fisha nyumba (pl) - houses

MY FRIEND

Msamiati:

<i>sekondari</i>	-	<i>secondary</i>
<i>mfanyakazi</i>	-	<i>worker</i>
<i>katika</i>	-	<i>at, in, on, be cut</i>
<i>wizara</i>	-	<i>ministry</i>
<i>elimu</i>	-	<i>education</i>
<i>ona</i>	-	<i>see, feel</i>
<i>omba</i>	-	<i>ask for, beg, pray, request, invoke</i>
<i>taka</i>	-	<i>want, wish, rubbish, junk</i>
<i>ongea</i>	-	<i>talk. chat, discuss</i>
<i>twende</i>	-	<i>let us go</i>
<i>pwani</i>	-	<i>beach, coast</i>
<i>wikiendi</i>	-	<i>weekend</i>
<i>hivyo</i>	-	<i>so</i>
<i>onana</i>	-	<i>see each other</i>
<i>kompyuta</i>	-	<i>computer</i>



I am Baraka, and I am teaching at Kibasila secondary school and my friend is Tatu. She is a worker at the Ministry of Education Dar es Salaam. One day I went to see her in the office.

Tatu: Welcome Baraka.
Baraka: Thank you Tatu, how are you?
Tatu: Just fine.
Baraka: I have come because I want to talk with you.
Tatu: Thank you, welcome.
Baraka: Let us go to the beach on Saturday morning.
Tatu: Okay, Because this week I have nothing to do. So come home very early in the morning.
Baraka: Okay. Don't worry. Good bye.
Tatu: Good bye, see you on Saturday morning.

4. We did not have a knife.

5. You (pl.) did not have forks.

6. They did not have cars.

C. Malizia sentensi zifuatazo kwa kuweka kanushi katika nafasi zilizo wazi: (Complete the following sentences by putting negative forms in the blank spaces)

Mfano:

mimi nilikuwa na ndizi lakini, yeye _____ ndizi.

mimi nilikuwa na ndizi, lakini yeye **hakuwa na** ndizi.

1. Mimi nilikuwa na kitabu, lakini wewe _ _____ kitabu.

2. Wewe ulikuwa na barua moja, lakini wao _____ barua.

3. Yeye alikuwa na kisu na uma, lakini sisi _____ kisu na uma.

4. Sisi tulikuwa na watoto, lakini wao _____ watoto.

5. Ninyi mlikuwa na baiskeli, lakini mimi _____ baiskeli.

6. Wao walikuwa na gari lakini ninyi _____ gari.

Msamiati:

nyuma - forks, behind

baiskeli - bicycle

wasiwasi - worries

meza - table, swallow

B. Tunga sentensi tano kwa kutumia kanushi wakati ujao:
(Construct five sentences using negative future of the
verb to have)

1. _____
2. _____
3. _____
4. _____
5. _____

C. Malizia sentensi zifuatazo kwa kuandika kanushi wakati
ujao: (Complete the following sentences in the negative
future)

Mfano:

Sasa nina kalamu, lakini kesho sitakuwa na kalamu.

1. Leo una dawa lakini, kesho _____
2. Jana alikuwa na kitabu, lakini kesho kutwa _____

3. Juzi walikuwa na gari lakini, kesho jioni _____

4. Leo asubuhi tulikuwa na pesa, lakini kesho _____

5. Sasa mna kazi, lakini kesho asubuhi _____
6. Jana jioni nilikuwa na barua, lakini kesho asubuhi _____

Msamiati:

viatu - shoes
dawa - medicines
pesa - money, currency

THE 'ME' TENSE

The "**me**" tense can be used as immediate past, and with stative verbs in present tense.

The 'me' tense as Immediate past.

Mfano:

Sasa ninakula wali. - Now I am eating rice.

As soon as the action is over then you can use the tense "**me**" :
i.e. nimekula wali.

Nimekula wali.	-	I have eaten rice.
Umekula wali.	-	You have eaten rice.
Amekula wali.	-	She/he has eaten rice.
Tumekula wali.	-	We have eaten rice.
Mmekula wali.	-	You (pl) have eaten rice.
Wamekula wali.	-	They have eaten rice.

Mazoezi

A. Fasiri sentensi zifuatazo katika Kiswahili: (Translate the following sentences into Kiswahili)

1. We have slept without taking a bath.

2. We have learnt Kiswahili before eating lunch.

3. They have gone to school without brushing their teeth.

4. They have gone to the bank without taking money.

5. You (pl) have listened to the radio before sleeping.

6. You have written a letter.

7. She has gone to the market.

8. I have read a book.

RAFIKI YANGU



Mimi ni Baraka, ni mwalimu katika shule ya sekondari Kibasila, na rafiki yangu ni Tatu. Yeye ni mfanyakazi katika Wizara ya Elimu Dar es Salaam. Siku moja nilikwenda kumwona ofisini.

Tatu: Karibu Baraka.
Baraka: Asante, Tatu, habari zako?
Tatu: Nzuri tu.
Baraka: Nimekuja kwa sababu ninataka kuongea na wewe.
Tatu: Vizuri, karibu.
Baraka: Naomba twende pwani Jumamosi asubuhi.
Tatu: Sawa, kwa sababu wikiendi hii sina kazi. Hivyo njoo nyumbani asubuhi sana.
Baraka: Sawa. Hamna wasiwasi. Kwa heri.
Tatu: Kwa heri, tutaonana Jumamosi asubuhi.

The previous mentioned verbs are never used with the simple present tense instead the tense **-me-** which is a tense for the immediate past, is used. This gives the sense of:

Mfano:

- tumelewa - we have become drunk
wamechoka - they have become tired

Mazoezi

A. Kwa kutumia **'-me-'** na **"statives"** ambazo umepewa chini malizia sentensi zifuatazo: (Using the stative given below complete the following sentences)

(chelewa, choka, lewa, jaa, potea, shiba, kasirika, kwisha)

1. Baada ya kunywa pombe sana, sasa mimi _____
2. Baada ya kufanya kazi nyingi, sasa wao _____
3. Siwezi kufungua mlango kwa sababu ufunguo _____
4. Mama aliweka soda nyingi katika glasi kwa hiyo sasa glasi _____
5. Baba hacheki sasa kwa sababu _____
6. Baada ya kula ugali sana sisi _____
7. Huwezi kunywa chai sasa kwa sababu sukari _____
8. Hamwezi kusafiri leo kwa sababu basi _____

B. Kwa kutumia **'-me-'** na **'statives'** andika vitendo gani vinatokea katika kila picha: (Using **-me-** tense with statives verbs write what is happening in each of the pictures)

1.



2.



3.



C. Kutokana na habari uliyosoma andika kweli/uongo:
(According to the passage you have read write true/false)

1. Tatu alikwenda ofisini kujifunza kompyuta. _____
2. Tatu alikwenda pwani Jumamosi. _____
3. Wikiendi Baraka alikwenda pwani na Tatu. _____
4. Jumamosi Baraka alikwenda Wizara ya Elimu. _____
5. Asubuhi Baraka alilala. _____

D. Tunga sentensi kwa kutumia maneno haya: (Construct sentences using these words)

ofisini, rafiki, siku, asubuhi, jumamosi, pwani, wikiendi, wasiwasi, wizara, elimu.

1. _____
2. _____
3. _____
4. _____
5. _____
6. _____
7. _____
8. _____
9. _____
10. _____


TELLING TIME

In Kiswahili the day begins at sunrise and ends at sunset. The night begins at sunset and ends at sunrise. Thus we have twelve hours of daylight and twelve hours of darkness. We start counting day & night hours at 7.00 am/pm respectively.

Telling time in Kiswahili is as shown below.


Mfano:

a)




Saa moja kamili - Seven o'clock

b)




Saa sita kamili - Twelve noon

c)



Saa moja na robo - A quarter past seven

d)



Saa moja na nusu - Half past seven

B. Tumia jedwali kutengeneza sentensi nane tofauti: (Use the substitution table given to construct eight different sentences)

Mimi	ni		kula.
Wewe	u		piga mswaki.
Yeye	a	-me-	zungumza.
Sisi	tu		andika.
Ninyi	m		pika.
Wao	wa		kunywa.

Mfano:

Mimi nimekula.

1. _____
2. _____
3. _____
4. _____
5. _____
6. _____
7. _____
8. _____

The 'me' tense with stative verbs:

There are some verbs which have stative meanings without being derived from the verb root .

Mfano:

kuchelewa	-	to be late	shiba	-	to be full
kuchoka	-	to be tired	kujaa	-	to be filled
kwisha	-	to be finished	kulewa	-	to be drunk
kukasirika	-	to be angry	kupotea	-	to be lost

DAILY ACTIVITIES

Msamiati:

<i>shughuli</i>	-	<i>activities</i>
<i>kila siku</i>	-	<i>every day</i>
<i>chakula cha asubuhi</i>	-	<i>breakfast</i>
<i>kwenye</i>	-	<i>on, in, at, to</i>
<i>fika</i>	-	<i>arrive, reach</i>
<i>anza</i>	-	<i>start, begin</i>
<i>pumzika</i>	-	<i>take a break, rest</i>
<i>mpaka</i>	-	<i>until, up to</i>
<i>rudi</i>	-	<i>return, go back</i>
<i>maliza</i>	-	<i>finish</i>
<i>tembea</i>	-	<i>walk</i>
<i>tembelea</i>	-	<i>visit</i>
<i>pengine</i>	-	<i>sometimes</i>
<i>mpenzi</i>	-	<i>lover, darling, sweet heart, girl/boy friend</i>

BARAKA THE TEACHER

I am Baraka. I am a teacher. Every day, I wake up at 6:00am in the morning. After waking up I take a shower, brush my teeth, put on clothes and eat breakfast. At 6:45am, I listen to the news on the radio. At 7:30am I go to school. I usually go to school by bicycle. I usually arrive at the school at 7:45am. I start teaching at 8:00am. Students usually take a break from 10:00am until 10:30am. At half past twelve I eat lunch. I return to school at 2:00pm and I teach again until 4:00pm. At 4:00pm I finish work and I return home. In the evening I walk or visit my friend. At 6:00pm I return home and I read a newspaper or I write letters. At 7:30pm I eat dinner. Sometimes at 9:00pm I go to the movie together with my girl friend or my friend. I usually sleep at 10:00pm and sometimes I dream.



C. Malizia sentensi hizi kwa kutumia maneno yako mwenyewe: (Complete these sentences using your own words).

1. Tumelewa kwa sababu _____
2. Wameshiba kwa sababu _____
3. Amechoka _____
4. Tumekasirika kwa sababu _____
5. Amechelewa _____

Msamiati:

<i>ufunguo</i>	- <i>key</i>
<i>kwa hiyo</i>	- <i>therefore</i>
<i>cheka</i>	- <i>laugh</i>
<i>kufungua</i>	- <i>to open</i>
<i>weka</i>	- <i>put</i>
<i>nyingi</i>	- <i>many</i>
<i>bila</i>	- <i>without</i>
<i>glasi</i>	- <i>glass</i>
<i>kabla</i>	- <i>before</i>
<i>tumia</i>	- <i>use</i>
<i>tengeneza</i>	- <i>make, construct</i>
<i>chakula cha mchana</i>	- <i>lunch</i>

Mazoezi

A. Kutokana na habari uliyosoma jibu maswali yafuatayo:
(According to the passage you have read answer the following questions)

1. Mimi ni nani?

2. Mimi huamka saa ngapi?

3. Mimi huenda shuleni saa ngapi?

4. Baada ya kuamka hufanya nini?

5. Mimi husikiliza habari kwenye redio saa ngapi?

6. Mimi huendaje shuleni?

7. Wanafunzi hupumzika toka saa ngapi hadi saa ngapi?

8. Mimi huenda sinema saa ngapi?

9. Jioni baada ya kutembea mimi hufanya nini?

10. Mimi hulala saa ngapi?


B. Andika shughuli zako za kila siku: (Write your own daily activities)




Mazoezi

A. Andika ni saa ngapi?: (Write what time is it?)


1.



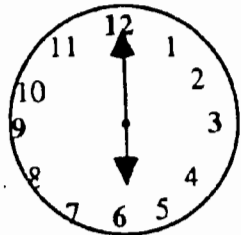
2.




3.




4.



5.



D. Andika shughuli za kila siku za bwana Baraka kama inavyoonyeshwa katika picha zifuatazo: (Write Mr. Baraka's daily activities as shown in the pictures below)



B. Fasiri sentensi zifuatazo katika Kiswahili: (Translate the following sentences into Kiswahili)

1. Now it is a quarter past eleven.

2. Now it is two o'clock.

3. Now it is half past ten.

4. Now it is a quarter past four.

5. Every day I wake up at six o'clock.

6. I bathe and brush teeth at seven o'clock in the morning.

Msamiati:

<i>kamili</i>	-	<i>exactly, o'clock</i>
<i>robo</i>	-	<i>quarter</i>
<i>nusu</i>	-	<i>half</i>
<i>kasorobo</i>	-	<i>a quarter to</i>
<i>eleza</i>	-	<i>explain</i>

GIVING AND RECEIVING DIRECTIVES

Kiswahili has words which can be used in giving directives. They are as follows:-

<i>juu</i>	-	up, above
<i>chini</i>	-	down, under
<i>nyuma</i>	-	behind, back
<i>mbele</i>	-	in front
<i>kushoto</i>	-	left
<i>kulia</i>	-	right, to cry
<i>katikati</i>	-	middle, centre
<i>pinda</i>	-	turn, curve, bend, fold
<i>nenda</i>	-	go
<i>geuka</i>	-	turn
<i>simama</i>	-	stand up, halt, stop
<i>rudi</i>	-	return, come back, go back
<i>kaa</i>	-	sit, crab
<i>moja kwa moja</i>	-	straight ahead

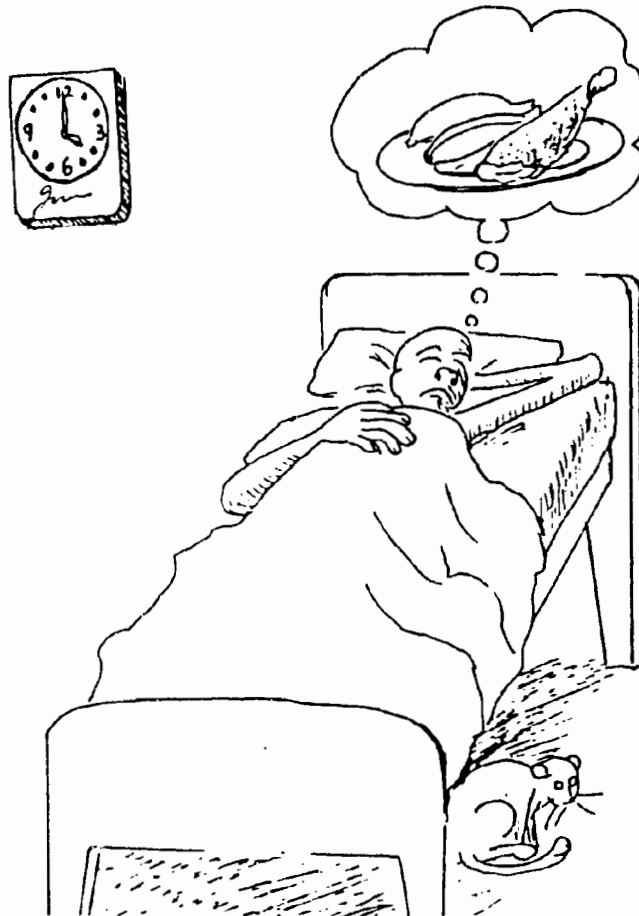


Mazoezi

A. Fasiri maneno haya kwa Kiswahili: (Translate these words in Kiswahili)

- | | | |
|----------------------------|---|-------|
| 1. Sit down. | - | <hr/> |
| 2. Stand up. | - | <hr/> |
| 3. Halt. | - | <hr/> |
| 4. Go to the kitchen. | - | <hr/> |
| 5. Turn left. | - | <hr/> |
| 6. Turn right. | - | <hr/> |
| 7. Go straight ahead. | - | <hr/> |
| 8. Return to the class. | - | <hr/> |
| 9. Go back to your mother. | - | <hr/> |
| 10. Look up | - | <hr/> |

SHUGHULI ZA KILA SIKU



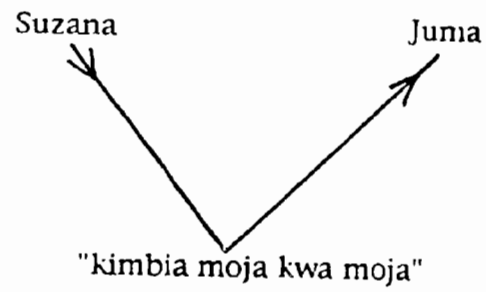
MWALIMU BARAKA

Mimi ni Baraka. Mimi ni mwalimu. Kila siku huamka asubuhi saa 12:00. Baada ya kuamka huoga, hupiga mswaki, huvaa nguo na hula chakula cha asubuhi. Saa 12:45 husikiliza habari kwenye redio. Saa 1:30 huenda shuleni. Huenda kwa baiskeli. Saa 1:45, hufika shuleni. Huanza kufundisha saa 2:00. Wanafunzi hupumzika saa 4:00 mpaka saa 4:30. Saa 6:30 hula chakula cha mchana. Hurudi shuleni saa 8:00 na hufundisha tena mpaka saa 10:00. Saa 10:00 humaliza kazi na hurudi nyumbani jioni. Huenda kutembea au kumtembelea rafiki yangu. Saa 12:00 jioni hurudi nyumbani na husoma gazeti au huandika barua. Saa 1:30 hula chakula cha usiku. Pengine saa 3:00 huenda sinema pamoja na mpenzi wangu au rafiki yangu. Hulala saa 4:00 usiku na pengine huota.

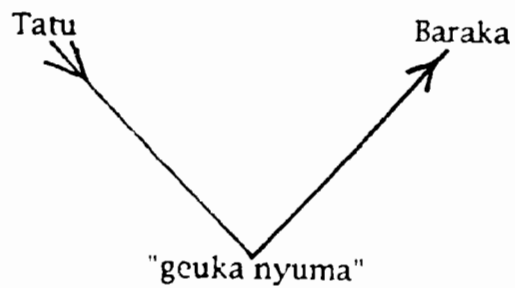
3. Baraka - ambia Suzana (sasa)



4. Suzana - ambia Juma (juzi asubuhi)




5. Tatu - ambia Baraka (sasa)




C. Kutokana na shughuli zangu za kila siku ulizosoma andika mimi hufanya nini katika muda unaognyeshwa na nyuso za saa hapo chini: (From my daily activities you have read write down what I do at different times as indicated by the following clock faces below)


1




2




3




4




5




6




7



8



9



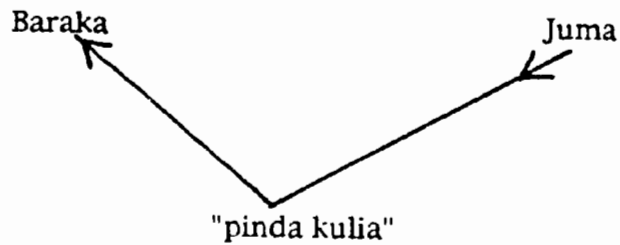
AT THE SHOP

Msamiati:	
<i>nikusaidie nini?</i>	- <i>what can I help you?</i>
<i>hitaji</i>	- <i>need</i>
<i>kiberiti</i>	- <i>matchbox, lighter</i>
<i>mkate</i>	- <i>bread</i>
<i>sabuni</i>	- <i>soap</i>
<i>sabuni ya kufulia</i>	- <i>washing soap, laundry soap</i>
<i>sabuni ya kuogea</i>	- <i>toilet soap, bathing soap</i>
<i>mche wa sabuni</i>	- <i>a bar of soap</i>
<i>chukua</i>	- <i>take</i>
<i>vitu</i>	- <i>things</i>
<i>sigara</i>	- <i>cigarettes</i>
<i>majani ya chai</i>	- <i>tea leaves</i>

Tatu:	How are you sir?
Shop owner:	Just fine, welcome.
Tatu:	Thank you.
Shop owner:	How can I help you?
Tatu:	I need to buy one box of matches, one loaf of bread, two bars of shower soap, one bar of laundry soap. How much is it?
Shop owner:	One box of matches is 20/=, one big loaf of bread is 250/=, shower soap is 120/= and one bar of laundry soap is 250/=.
Tatu:	Ok! take Sh. 40/= for every thing.
Shop owner:	Thank you.
Tatu:	Excuse me, can I get sugar and tea leaves here?
Shop owner:	Yes, you can. How many kilos of sugar do you want?
Tatu:	I want two kilos of sugar and one packet of tea leaves. How much is that?
Shop owner:	One kilo of sugar is 450/= and one packet of tea leaves is 150/=. In total you will pay 1050/=.
Tatu:	Ok, take your money.
Shop owner:	Thank you welcome again.

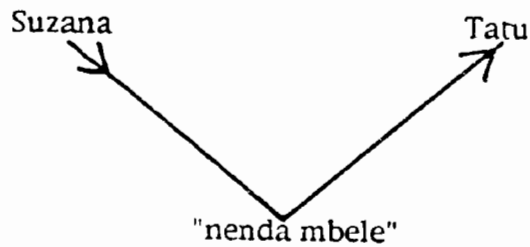
- B. Sentensi zifuatazo zinaongozwa na neno "ambia" kati ya watu wawili, sasa zikamilishe kwa kutumia maamrishi uliyopewa: (The following sentences are guided by the word "tell" between two parties, now complete them using the given commands)

Mfano: Juma ambia Baraka.....(jana)

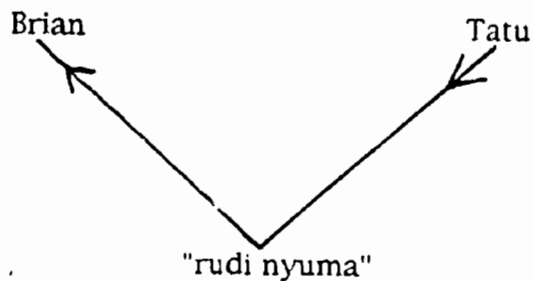


Juma alimwambia Baraka pinda kulia

1. Suzana - ambia Tatu (juzi)



2. Tatu - ambia Brian (jana usiku)



Mazoezi

A. Andika majina ya vitu unavyoviona: (Write the names of the things you see)

1.



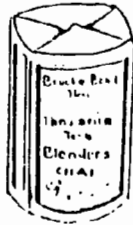
2.



3.



4.



5.



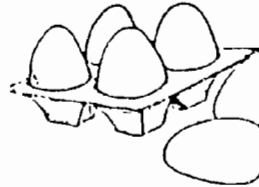
6.



7.



8.



9.




10.



11.



12.



C. Jaza maneno yanayokosekana kukamilisha habari hii kwa kutumia maneno uliyopewa hapo chini: (Fill in the missing words to complete the passage using the words provided below)

Brian alikwenda sokoni, alipofika sokoni aliangalia _____.
Alipoangalia _____ alisogea _____.
Baada ya kusogea _____, aligeuka _____
na alimwona mbwa. Alipomwona mbwa aliogopa na alikimbia
_____, lakini _____ alimwona Tatu na
ali _____.

kulia, nyuma, juu, moja kwa moja, mbele, simama

Note: *some words can be used more than once*

Msamlati:

ogopa - *be afraid, scared*
sogea - *move one self*
mbwa - *dog*
kimbia - *run*
maamrisho - *directives*

VERB 'TO BE' PAST & FUTURE

As it has been mentioned earlier that, the verb 'to be' is irregular in present tense which is 'ni', but in the past and future tenses it is regularly denoted as '-kuwa'.

Mfano:

- Sasa Baraka ni mwanafunzi. - Now Baraka is a student.
Mwaka jana Baraka alikuwa mwalimu. - Last year Baraka was a teacher.
Mwaka kesho Baraka atakuwa daktari. - Next year Baraka will be a doctor.

Mazoezi

- A. Kamilisha sentensi zifuatazo kutoka jedwali hili:
(Complete the following sentences from this chart)

	Sasa	Mwaka 1975	Mwaka 2000
Suzana	Mwalimu	Mwanafunzi	Mzee
Brian	Daktari	Mwanafunzi	Profesa
Baraka	Mwanafunzi	Mtoto	Mwalimu
Tatu	Mhasibu	Mpishi	Daktari
John	Mkurugenzi	Mhudumu	Waziri

Mfano:

Sasa Suzana **ni** mwalimu.
Mwaka 1975 alikuwa mwanafunzi.
Mwaka 2000 atakuwa mzee.

1. Sasa Brian _____
2. Mwaka 1975 Brian _____
3. Mwaka 2000 Brian _____
4. Sasa Baraka _____
5. Mwaka 1975 John _____
6. Mwaka 2000 Baraka _____
7. Sasa Tatu _____
8. Mwaka 1975 Tatu _____

DUKANI



- Tatu:** Habari gani bwana?
Mwenye duka: Nzuri tu. Karibu.
Tatu: Asante sana.
Mwenye duka: Nikusaidie nini?
Tatu: Ninahitaji kununua kiberiti kimoja, mkate mmoja, sabuni za kuogea mbili na sabuni ya kufulia mche mmoja bei gani?
Mwenye duka: Kiberiti kimoja ni shilingi 20/=, mkate mmoja mkubwa ni shilingi 250/=, sabuni za kuogea ni shilingi 120/= na sabuni ya kufulia mche mmoja ni shilingi 250/=.
Tatu: Sawa chukua shilingi 640/= kwa kila kitu.
Mwenye duka: Asante sana.
Tatu: Samahani, ninaweza kupata sukari na majani ya chai hapa?
Mwenye duka: Ndiyo unaweza. Unataka sukari kilo ngapi?
Tatu: Ninataka sukari kilo mbili na majani ya chai pakiti moja bei gani?
Mwenye duka: Sukari kilo moja ni shilingi 450/= na pakiti moja ya majani ya chai ni shilingi 150/=. Jumla utalipa shilingi 1050/=.
Tatu: Sawa chukua pesa zako.
Mwenye duka: Asante sana na karibu tena.

Mwaka 1970 nilikuwa mwanafunzi.
Mwaka 2000 nitakuwa daktari.

Wakati ulopo:

1. _____
2. _____
3. _____
4. _____
5. _____

Wakati uliopita:

1. _____
2. _____
3. _____
4. _____
5. _____

Wakati ujao:

1. _____
2. _____
3. _____
4. _____
5. _____

D. Badilisha sentensi zifuatazo za "kuwa" katika wakati ujao. (Change the followig sentences of the "verb to be" into future tense)

1. Sasa Tatu ni mwalimu wa Kiswahili.

2. Unafikiri Baraka ni nani?

3. Sasa mimi ni mgonjwa sana.

4. Sasa Baba ni Profesa.

5. Sasa Brian ni Mkurugenzi.

**B. Kutokana na habari ulizosoma jibu maswali yafuatayo:
(Answer the following questions according to the
dialogue)**

1. Nani alikwenda dukani?

2. Kwa nini Tatu alikwenda dukani?

3. Tatu alilipa shilingi ngapi jumla?

4. Sukari kilo nne ni bei gani?

5. Tatu alizungumza na nani dukani?

6. Ninaweza kununua vitu gani dukani?

**C. Malizia sentensi hizi kwa kutumia maneno yako
mwenyewe: (Complete these sentences using your own
words)**

1. Kama unataka kunywa chai utakwenda dukani kununua _____

2. Kama unataka kucga utakwenda dukani kununua _____

3. Kama unataka kufua nguo utakwenda dukani kununua _____

4. Kama unataka kwenda chooni utakwenda dukani kununua _____

5. Kama unataka kuvuta sigara utakwenda dukani kununua _____

**D. Andika vitu vitano ambavyo vinapatikana dukani: (List
down five items which can be found at the shop)**

1. _____

2. _____

3. _____

4. _____

5. _____

NEGATIVE OF THE VERB "TO BE" PAST AND FUTURE

Since the verb "to be" past and future are monosyllabic verb it follows all characteristics of other monosyllabic verbs.

Negative of the verb "to be" past.

The verb "to be" in the past drops its infinitive "ku-" and the negative tense marker "-ku-" replaces the infinitive and the appropriate negative subject prefixes are used.

Mfano:

- | | |
|---|--|
| a. Mwaka jana nilikuwa mwanafunzi.
(Last year I was a student.) | - Mwaka jana sikuwa mwanafunzi.
- (Last year I was not a student.) |
| b. Kabla ya kuja Tanzania tulikuwa walimu.
(Before coming to Tanzania we were teachers.) | - Kabla ya kuja Tanzania hatukuwa walimu.
- (Before coming to Tanzania we were not teachers.) |

Negative of the verb "to be" future

With the negative future, the verb "to be" retains the infinitive-ku- and the tense marker "-ta-" is put between the negative subject prefix and the verb "to be".

Mfano:

- | | |
|---|--|
| a. Kesho nitakuwa msaini tennis.
(Tomorrow I will be an artist.) | - Kesho sitakuwa msaini tennis.
- (Tomorrow I will not be an artist.) |
| b. Mwaka ujao watakuwa wakulima.
(Next year they will be farmers.) | - Mwaka ujao hawatakuwa wakulima.
- (Next year they will not be farmers.) |

9. Mwaka 2000 John _____

10. Sasa John _____

11. Mwaka 1975 John _____

12. Mwaka 2000 Tatu _____

B. Fasiri sentensi zifuatazo kwa Kiswahili: (Translate the following sentences into Kiswahili)

1. Asha and Baraka will be in Tabora next week.

2. Brian and Suzana were in Washington.

3. Baraka was at school.

4. I will be in Europe tomorrow.

5. Brian was a student before coming to Tanzania.

6. The teacher will be in class tomorrow.

7. I was an accountant in Ohio.

8. We shall be teachers next month.

9. Brian was a cook of Suzan.

10. David was a Peace Corps Director.

C. Andika sentensi tano kwa kila wakati ullopo, uliopita na ujao: (Write five sentences for each tense, present, past and future)

Mfano:

Sasa mimi ni mwalimu.

M-/Wa- NOUN CLASS

In Kiswahili, there are different noun classes. One of them is M-/wa- noun class. This class is sometimes called the living creature's class because it includes all living creatures.

Mfano:

mtu (a person)	- watu (people)
mtoto (a child)	- watoto (children)
mwarabu (an Arab)	- waarabu (Arabs)
mzungu (a white person)	- wazungu (white people)
mdudu (an insect)	- wadudu (insects)
mgonjwa (a sick person)	- wagonjwa (sick people)
mpishi (a cook)	- wapishi (cooks)
mgeni (a visitor)	- wageni (visitors)
mwanafunzi (a student)	- wanafunzi (students)
mzazi (a parent)	- wazazi (parents)

M-/Wa- NOUN CLASS CHART

	SINGULAR			PLURAL		
Demonstratives	Huyu			Hawa		
Possessive pronoun root agreements	w-	- angu	-etu	w-	- angu	-etu
		- ako	-enu		- ako	-enu
		- ake	-ao		- ake	-ao
Preposition "-a" as 'of'	wa			wa		
Agreements with Numbers	m-			wa-		

Mfano:

Huyu ni mwanafunzi wangu mmoja wa Kiswahili
(This is my one student of Kiswahili)

Hawa ni wanafunzi wangu wawili wa Kiswahili
(These are my two students of Kiswahili)

E. Badilisha sentensi zifuatazo za "kuwa" katika wakati uliopita: (Change the following sentences of the "verb to be" into past tense)

1. Brian atakuwa mwanafunzi mzuri.

2. Tatu atakuwa mtoto mbaya.

3. Marekani Suzana atakuwa Daktari.

4. Arusha yeye atakuwa mzee.

5. Mimi nitakuwa mfanyakazi wa Peace Corps.

F. Badilisha sentensi zifuatazo za "kuwa" katika wakati uliopita: (Change the following sentences of the "verb to be" into present tense)

1. Marekani Brian alikuwa mwanafunzi.

2. Katika Tanzania Tatu alikuwa mwalimu wa Kiswahili.

3. Baba alikuwa mfanyakazi wa Peace Corps.

4. Yeye alikuwa nani?

5. Mimi nilikuwa mtoto mzuri.


Msamiati:

<i>Ulaya</i>	- Europe	<i>kila</i>	- every, each, per
<i>shuleni</i>	- at school	<i>mhasibu</i>	- accountant
<i>mwaka</i>	- a year	<i>mhudumu</i>	- attendant
<i>kabla ya</i>	- before	<i>mpishi</i>	- a cook
<i>shule</i>	- school	<i>profesa</i>	- professor
<i>mkurugenzi</i>	- director	<i>waziri</i>	- minister

4.



5.



6.



7.



Mazoezi

- A. Jibu maswali yafuatayo kutokana na jedwali ulilopewa:
(Answer the following questions according to the chart given)

Mfano:

- a. Je mwaka 1962 mimi nilikuwa mwanafunzi?
- b. Hapana mwaka 1962 wewe hukuwa mwanafunzi, ulikuwa mwalimu.

	1962	1974	1989	Sasa	1996	2000
Mimi	Mtoto	Mwanafunzi	Kijana	Mwalimu	Daktari	Rais
Wewe	Kijana	Mwalimu	Mkulima	Mhasibu	Waziri	Mkulima
Yeye	Mpishi	Mwanafunzi	Mwanafunzi	Mkurugenzi		
Sisi	Wanafunzi			Walimu		
Ninyi	Vijana			Wazee		
Wao	Walimu			Wahasibu		

1. Je, mwaka 1974 yeye alikuwa mwalimu?

2. Je, mwaka 1989 wewe ulikuwa mhasibu?

3. Je, mwaka 1974 sisi tulikuwa wazee?

4. Je, mwaka 1996 wao watakuwa walimu?

5. Je, mwaka 2000 mimi nitakuwa mkulima?

6. Je, mwaka 2000 ninyi mtakuwa vijana?

7. Je, mwaka 1996 yeye atakuwa waziri?

8. Je, mwaka 2000 wewe utakuwa mhasibu?

JI-/MA- NOUN CLASS

This noun class is called ji-/ma- class, although not all nouns have the concord ji- in singular, but the majority of the nouns have the concord 'ma-' in plural.

Mfano:

jani - majani (leave(s))	duka - maduka (shop(s))
jembe - majembe (hoe(s))	tunda - matunda (fruit(s))
jina - majina (name(s))	shamba - mashamba(field(s))
jambo - mambo (matter(s))	chungwa - machungwa (orange(s))
goti - magoti (knee(s))	- maji (water)

Exceptional nouns:

1. These nouns drop out the concord "ji" in the plural
 jiwe - mawe stone(s)
 jicho - macho eye(s)

2. These Nouns don't retain the "ma" in the plural form.
 jiko - meko (majiko) kitchen(s)
 jino - meno (teeth)

Ji-/ma- Noun Class Chart

	SINGULAR	PLURAL
Demonstratives	Hili	Haya
Possessive pronoun root agreements	-angu -etu l- -ako -enu -ake -ao	y- angu -etu ako -enu ake -ao
Preposition "a"as 'of'	la	ya
Agreement with Numbers	-	ma-

Mfano:

Hili ni jembe langu moja la kulima
 (This is one hoe for digging)

Haya ni majembe yetu matano ya kulima
 (These are our five hoes for digging)


Mazoezi

A. Tunga sentesi tano kwa kutumia jedwali ulilopewa:
(Construct five sentences using the the chart given)

1. _____
2. _____
3. _____
4. _____
5. _____

B. Andika sentensi kwa kutumia picha zifuatazo: (Write sentences using the following pictures)

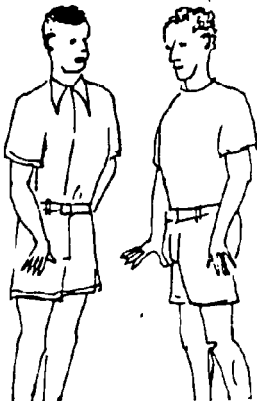
1.



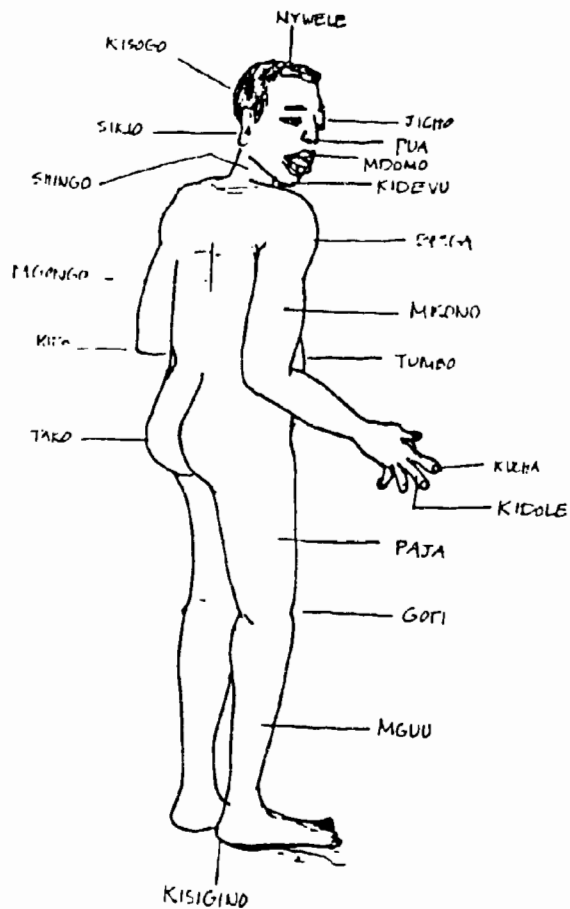
2.



3.




PARTS OF THE BODY



Mazoezi

- A. Malizia sentensi zifuatazo: (Complete the following sentences)
1. Tunaona kwa _____
 2. Tunakula kwa _____
 3. Tunasikia kwa _____
 4. Tunatembea kwa _____
 5. Tunashika kwa _____
 6. Tunanusa kwa _____
 7. Tunakaa kwa _____
 8. Tunasema kwa _____

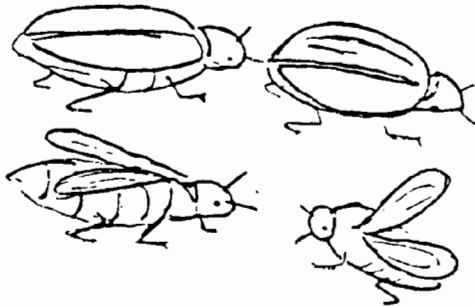
8.



9.



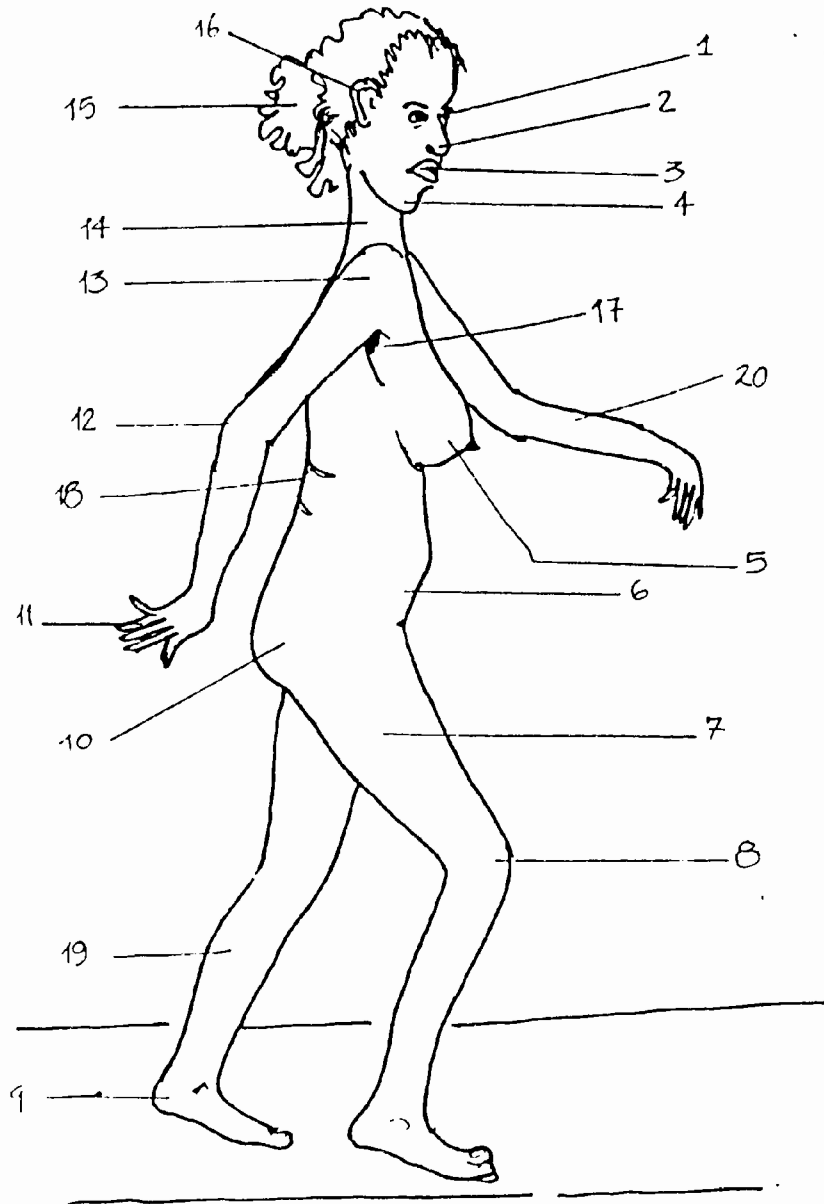
10.



Msamiati:

huyu - *this*
hawa - *these*

C. Andika majina ya sehemu za mwili katika picha hii:
(Label parts of the body in this diagram)



123

123

9. Tunatafuna kwa _____
10. Tunakimbia kwa _____

**B. Tunga sentensi kwa kutumia maneno yafuatayo:
(Construct sentences using the following words)**

bega, macho, pua, masikio, mapaja, mdomo, kifua, miguu, tumbo,
kiuno, vidole, nywele, mgongo, shingo

1. _____
2. _____
3. _____
4. _____
5. _____
6. _____
7. _____
8. _____
9. _____
10. _____
11. _____
12. _____
13. _____
14. _____

AT THE HOSPITAL

Msamiati

<i>umwa</i>	-	<i>be sick</i>
<i>mkojo</i>	-	<i>urine</i>
<i>mwili mzima</i>	-	<i>whole body</i>
<i>choo</i>	-	<i>stool, toilet</i>
<i>homa</i>	-	<i>fever</i>
<i>pewa</i>	-	<i>be given</i>
<i>tapika</i>	-	<i>vomit</i>
<i>vidonge</i>	-	<i>tablets, pills, drugs</i>
<i>chomwa sindano</i>	-	<i>get an injection</i>
<i>damu</i>	-	<i>blood</i>
<i>nafuu</i>	-	<i>relief, get better</i>
<i>hasa</i>	-	<i>especially</i>
<i>harisha</i>	-	<i>diarrhoea</i>
<i>maabara</i>	-	<i>laboratory</i>
<i>peleka</i>	-	<i>take to, send</i>
<i>pima</i>	-	<i>check, examine, diagnose</i>
<i>ambia</i>	-	<i>tell</i>



Last week Baraka was sick. He had a headache and his whole body was aching. His mother took him to the hospital. When they arrived at the hospital they talked to the doctor. Baraka's mother told the doctor that, Baraka's whole body was aching especially the head and he had slight vomiting. The doctor told Baraka to go to the laboratory to check blood and stool. After checking the blood and stool Baraka returned to the doctor and the doctor knew that Baraka had malaria. Later Baraka got medicine (tablets and got an injection). Then they went back home and after two days he felt better.

Msamiati:

<i>kichwa</i>	-	<i>head</i>
<i>jicho</i>	-	<i>eye</i>
<i>pua</i>	-	<i>nose</i>
<i>meno</i>	-	<i>teeth</i>
<i>mdomo</i>	-	<i>mouth, lips</i>
<i>nywele</i>	-	<i>hair</i>
<i>sikio</i>	-	<i>ear</i>
<i>bega</i>	-	<i>shoulder</i>
<i>kifua</i>	-	<i>chest</i>
<i>mkono</i>	-	<i>arm, hand</i>
<i>kidole</i>	-	<i>finger</i>
<i>tumbo</i>	-	<i>stomach</i>
<i>goti</i>	-	<i>knee</i>
<i>mguu</i>	-	<i>leg, foot</i>
<i>tako</i>	-	<i>buttock, bum</i>
<i>kiuno</i>	-	<i>waist</i>
<i>mkono</i>	-	<i>hand, an arm</i>
<i>sikia</i>	-	<i>hear</i>
<i>shika</i>	-	<i>hold</i>
<i>nusa</i>	-	<i>sniff, smell</i>
<i>tafuna</i>	-	<i>chew</i>
<i>uwayo</i>	-	<i>footprint</i>
<i>kiwiko</i>	-	<i>wrist</i>
<i>shingo</i>	-	<i>neck</i>
<i>kisogo</i>	-	<i>the back of the head</i>
<i>kiko</i>	-	<i>elbow</i>
<i>mgongo</i>	-	<i>back</i>
<i>kisigino</i>	-	<i>heel</i>
<i>kidevu</i>	-	<i>chin</i>
<i>paja</i>	-	<i>thigh</i>
<i>kucha</i>	-	<i>fingers nails, toe nails</i>
<i>titi</i>	-	<i>breast</i>

Mazoezi

- A. Jaza nafasi zilizoachwa wazi kwa maneno uliyopewa hapo chini: (Fill in the blank spaces with the words given below)

Mama Baraka alimpeleka Baraka hospitalini. Baraka alikuwa anaumwa _____ na alikuwa _____ kidogo. Baraka _____ damu na choo, halafu _____ dawa. Baada ya siku _____ Baraka alipata _____.

Maneno

alipata, mbili, mwili mzima, alipimwa, anatapika, nafuu

- B. Tunga sentensi kwa kutumia maneno uliyopewa: (Construct sentences using the words given)

1. umwa _____
2. mwili mzima _____
3. hospitali _____
4. tapika _____
5. damu _____
6. mkojo _____
7. choo _____
8. homa _____
9. nafuu _____
10. vidonge _____

C. Oanisha sentensi za A na za B zilete maana: (Match the sentences in A and B to make sense)

A	B
i. Mama alimpeleka Baraka _____	a. kichwa na mwili mzima
ii. Baraka alikuwa anaumwa _____	b. nyumbani
iii. Baraka alipimwa _____	c. dawa
iv. Baraka alirudi _____	d. baada ya siku mbili
v. Alipata _____	e. hospitalini
vi. Alipata nafuu _____	f. damu na choo

D. Wewe unaumwa na unakwenda hospitali. Andika mazungumzo kati yako na daktari: (You are sick and you go to the hospital. Write a dialogue between you and the doctor)

OBJECT INFIXES

In order to express it, him, them, her, us, me, and you as objects in singular or plural, the object infixes are used.

Mfano:

If you want to say I am teaching you Kiswahili, an object infix for you which is 'ku' is inserted between the tense sign marker and the verb stem. Therefore I am teaching you becomes: Ninakufundisha Kiswahili.

Living creatures' object infixes are:

Mimi -ni-
Wewe -ku-
Yeye -m-

Sisi -tu-
Ninyi -wa-
Wao -wa-



Mfano:

Unanifundisha
Ninakufundisha
Tunamfundisha

Unatufundisha
Ninawafundisha
Tunawafundisha

Note: The ambiguity of "-wa-" in the 2nd and 3rd personal pronoun (pl) object infixer could be avoided by using a personal pronoun.

Mfano:

Ninawafundisha wao
Niliwafundisha ninyi

The verb "to give" in Kiswahili is just simply "-pa" and it is always used with object infixes

Mfano:

Ulinipa - you gave me
Nilikupa - I gave you
Nitampa - I will give him/her
Mlitupa - you (pl) gave us
Mnawapa wao - you (pl) are giving them
Niliwapa ninyi - I gave you (pl)

Mazoezi

- A. Tumia "object infixes" kutunga sentensi kama ilivyoonyeshwa hapo chini: (Use appropriate object infixes to construct sentences as shown in the example below)

Mfano:

Juma -li- -pa James kitabu
Juma alimpa James kitabu

1. Mwalimu ana ____ fundisha wanafunzi kiswahili.

2. Watanzania wana__ penda Wamarekani.

3. Watu wali__ piga mwizi.

4. Wewe uta __ pa chakula kesho. (sisi)

5. Kwa nini wewe una __ angalia sana (mimi)?

6. Juzi mimi nili __ saidia kupika ugali (wewe).

7. Wao wali _____ ona juzi mjini (sisi).

8. Mimi nili __ pa zawadi (ninyi).

- B. Fasiri sentensi zifuatazo katika Kiswahili: (Translate the following sentences into Kiswahili)

1. The teacher is teaching me Kiswahili.

2. I saw you in town the day before yesterday.

3. The teacher likes his students.

4. I gave them gifts.

OBJECT INFIXES

In order to express it, him, them, her objects in singular or plural, the object infix

Mfano:

If you want to say I am teaching you Kinyarwanda, the object infix for you which is 'ku' is inserted before the marker and the verb stem. Therefore I am teaching you becomes: Ninakufundisha Kiswahili.

Living creatures' object infixes are:

Mimi	-ni-	Sisi
Wewe	-ku-	Ninyi
Yeye	-m-	Wao

Mfano:

Unanifundisha	Unatufundisha
Ninakufundisha	Ninawafundisha
Tunamfundisha	Tunawafundisha

Note: The ambiguity of "-wa-" in the 2nd and 3rd (pl) object infixer could be avoided by using a preposition.

Mfano:

Ninawafundisha wao
Niliwafundisha ninyi

The verb "to give" in Kiswahili is just simply used with object infixes


Mfano:

Ulinipa	-	you gave me
Nilikupa	-	I gave you
Nitampa	-	I will give him/her
Mlitupa	-	you (pl) gave us
Mnawapa wao	-	you (pl) are giving them
Niliwapa ninyi	-	I gave you (pl)

3.



4.



5.



6.



Msamiati
fukuza - chase

5. I told you (s) to go to the market.

6. Students will listen to their teacher tomorrow.

7. I will show you (pl) the way.

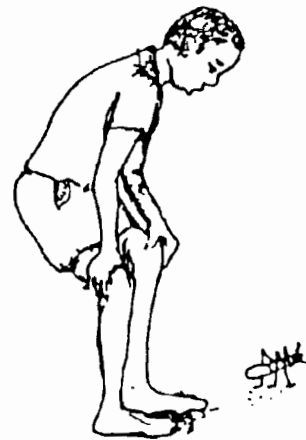
8. I will teach you (pl) to drive.

C. Kwa kutumia 'object infixes' andika kitu gani kinatokea katika kila picha: (Using 'object infixes' write what is happening in each picture)

1.



2.



The passives forms of the monosyllabic verbs behave irregularly.

Mfano:

- | | | |
|----------------|---|---------------------|
| kunywa (drink) | - | kunywewa (be drunk) |
| kupa (give) | - | kupewa (be given) |
| kula (eat) | - | kuliwa (be eaten) |
| kufa (die) | - | kufiwa (bereaved) |

Mfano:

- Mtoto alipigwa na mama yake (the child was beaten by his/her mother)
Mgonjwa atachomwa sindano (the patient will be injected)
Tatu alifiwa na mama yake (Tatu had her mother died)

Mazoezi

A. Badili sentensi hizi kuwa za kutendwa: (Change these sentences into passive)

1. Brian alimpiga mwanafunzi.

2. Daktari alimchoma mgonjwa sindano.

3. Mama amezaa mtoto mzuri.

4. Dada anamsalimu babu.

5. Ninamwangalia mama.

6. Paka anamla panya.

PASSIVES

In Kiswahili various forms of verbs can be changed into the passive forms by inserting the infix "-w-" before the last vowel of the verb.

Mfano:

angalia (look at)	-	angaliwa (be looked at)
andika (write)	-	andikwa (be written)
pima (examine)	-	pimwa (be examined)
choma (inject)	-	chomwa (be injected)
pika (cook)	-	pikwa (be cooked)
piga (beat)	-	pigwa (be beaten)
saidia (help)	-	saidiwa (be helped)



The passive form of the verbs ending in double vowel "-aa" and "-ua" is formed by inserting "-liw-" before the last vowel.

Mfano:

zaa (give birth)	-	zaliwa (be born)
fua (wash)	-	fuliwa (be washed)

The passive form the verbs ending in double vowel -oa- is formed by inserting -lew- before the last vowel.

Mfano:

oa (marry)	-	olewa (be married)
zoa (collect)	-	zolewa (be collected)
toa (put out)	-	tolewa (be put out)

The passive form of the verb ending in vowels -i, and -u is made by dropping the last vowel -i or -u and adding "-iwa" at the end of the verb.


Mfano:

hitaji (need)	-	hitajiwa (be needed)
amini (believe)	-	aminiwa (be believed)
sifu (praise)	-	sifiwa (be praised)
salimu (greet)	-	salimiwa (be greeted)


4.



5.




6.



7.



8.



9.



Msamiati:

- | | | |
|----------------|---|------------------------------|
| <i>mzuri</i> | - | <i>beautiful</i> |
| <i>kamata</i> | - | <i>catch</i> |
| <i>beba</i> | - | <i>to carry on ones back</i> |
| <i>endesha</i> | - | <i>drive</i> |
| <i>peleka</i> | - | <i>send</i> |

B. Andika sentensi tano za kutendwa kwa kutumia matendo yatuatayo: (Write five passive sentences using the following verbs)

piga, soma, fua, kunywa, fikiri:


1. _____
2. _____
3. _____
4. _____
5. _____

C. Andika sentensi za kutendewa kwa kutumia picha zifuatazo: (Write passive sentences using the following pictures)


1.

2.

3.



NYUMBANI KWANGU



- Tatu: Karibu Suzana, habari gani?
Suzana: Nzuri sana. Mool nyumba yako ni nzuri sana.
Tatu: Asante sana.
Suzana: Ninaweza kuona vyumba?
Tatu: Hamna shida, njoo tafadhali, hivi ni vyumba vya kulala na hapa ni sebuleni.
Suzana: Ahaa! basi?
Tatu: Hapana. Tunaendelea, hapa ni jikoni, na hapa ni stoof halafu angalia nje, pale ni chooni.
Suzana: Tunaweza kwenda kuangalia?
Tatu: Sawa, twende, hiki ni choo na hapa ni mahali pa kuogea.
Suzana: Ahaa!
Tatu: Ie pale ni bustani na pale ni mahali pa kuweka gari.
Suzana: Tunaweza kwenda jikoni?
Tatu: Hamna shida, twende, hapa ni jikoni.
Suzana: Asante sana kwa kunionyesha nyumba yako.
Tatu: Asante karibu tena.

AT MY HOME

Msamiati:

<i>hamna shida</i>	-	<i>no problem</i>
<i>njoo</i>	-	<i>come (only whe calling someone)</i>
<i>vyumba</i>	-	<i>rooms</i>
<i>sebule</i>	-	<i>living room</i>
<i>twende</i>	-	<i>let us go</i>
<i>mahali</i>	-	<i>place, area</i>
<i>hapa</i>	-	<i>here</i>
<i>ahaa!</i>	-	<i>oh! (I see!)</i>
<i>bustani</i>	-	<i>garden</i>
<i>weka</i>	-	<i>put</i>
<i>jikoni</i>	-	<i>in the kitchen</i>
<i>onyesha</i>	-	<i>show</i>
<i>stoo</i>	-	<i>store</i>
<i>pale</i>	-	<i>there</i>



Tatu:	Your are welcome Suzan, how are you ?
Suzan:	Fine. Oh! your house is very nice.
Tatu:	Thank you very much.
Suzan:	Can I see the rooms?
Tatu:	No problem, please come, these are bed rooms, here is the living room.
Suzan:	Is that all?
Tatu:	No, we can proceed. Here is the kitchen and here is the store room then look outside over there, that is the toilet.
Suzan:	Can we go and have a look?
Tatu:	Sure! let us go, this is the bath room.
Suzan:	I see!
Tatu:	That one over there is the garden and there is the place of parking cars.
Suzan:	Can we go to the kitchen?
Tatu:	No problem, here is the kitchen.
Suzan:	Thank you very much for showing me your house.
Tatu:	Thanks, your are welcome again.

Mazoezi

A. Kutokana na mazungumzo uliyosoma andika *kweli* au *uwongo*: (According from the dialogue you've read write *true* or *false*)

1. Suzana alikwenda nyumbani kwa Baraka. _____
2. Tatu alimwonyesha Suzana nyumba yake. _____
3. Suzana alipenda kwenda kuangalia jikoni na chooni. _____
4. Suzana alipenda sana nyumba ya Tatu. _____
5. Nyumba ya Tatu ina chumba kimoja cha kulala. _____
6. Nyumba ya Tatu haina sebule. _____
7. Suzana alipokwenda nyumbani kwa Tatu hakuweza kuona jikoni. _____
8. Suzana alipoangalia vyumbani alilala. _____

B. Kwa kutumia orodha ya maneno yaliyotolewa hapa chini tunga sentensi sita: (Using the list of words given below construct six sentences)

1. mahali

2. bustani

3. onyesha

4. weka

5. sebule

6. jikoni

**B. Kamilisha sentensi hizi kwa maneno uliyopewa:
(Complete these sentences with the words given)**

Mfano:

Tafadhali uni _____ (-sikiliza)
Tafadhali unisikilize.

1. Tafadhali tu _____ (-pumzika)
2. Naomba ani _____ (-saidia)
3. Bora wa _____ pesa badala ya pombe (-pa)
4. Lazima m _____ hospitali (-enda)
5. Ni afadhali ni _____ (-lala)
6. Heri u _____ darasani (-kaa)
7. Lazima m _____ Kiswahili (-jifunza)

**C. Tunga sentensi kwa kutumia michoro uliyopewa
(Construct sentences using the given drawings)**



1. _____
2. _____
3. _____
4. _____
5. _____

Msamiati

badala ya - *instead of*
endesha - *drive, ride*

SUBJUNCTIVES

Subjunctive is a polite form of asking for things, giving directives as well as giving suggestions. In Kiswahili this is done by changing the last vowel "a" of the verb root into "-e." The subject prefixes remain at their positions but without tense sign markers. Words like better, best, please must are used.

Mfano:

Tafadhali unisaidie	-	Please help me
Lazima uende sokoni	-	You must go to the market
Ni bora ujifunze Kiswahili	-	It is better, you learn Kiswahili
Inafaa upumzike leo	-	It is better, you have a rest today
Heri uende nyumbani	-	It is better, you go home
Kabla ya kula sharti unawe mikono	-	Before eating you must wash hands
Afadhali uende hospitali	-	It's better you go to the hospital

Negative:

The negative is made by inserting -si- between the subject prefixes and the root of the verbs stem.

Mfano:

Usipige picha hapa	-	Don't take a picture here.
Usivute sigara hapa	-	Don't smoke here.
Uslendeshe baiskeli	-	Don't ride a bicycle.

Mazoezi

A. Andika sentensi hizi kwa Kiswahili: (Write these sentences in Kiswahili)

1. You must drive slowly.

2. Please clean the house.

3. Open the door please.

4. You must try again.

5. You must come home.

4. Mnapolala _____
5. Walipokunywa pombe _____
- C. **Mallzia hadithi hii kwa kutumia '-po-': (Finish the story using the infix '-po-')**

Nilipofika Tanzania nilijifunza Kiswahili, nilipoiifunza Kiswahili nilifurahi sana.

Msamiati:

Afrika ya kusini - *South Africa*
kituo cha basi - *bus stop*

'-PO-' AS WHEN

In Kiswahili "when" is indicated by the questions tag "lini". But "lini" is used only when one is asking a question. In a statement instead of using "lini" the relative of time "-po-" is used.

Mfano:

Tulipoenda Arusha tulijifunza Kiswahili.
(When we went to Arusha, we learned Kiswahili)

Ninapozungumza Kiswahili ninafurahi.
(When I speak Kiswahili, I am happy)

Atakapofika Moshi, atakunywa bia.
(When he will arrive in Moshi, he will drink beer)



Mazoezi

A. Fasiri sentensi zifuatazo katika Kiswahili: (Translate the following sentences into Kiswahili)

1. When they arrived in South Africa, they spoke English.

2. They played soccer, when they were in Zanzibar.

3. The Kiswahili trainers took a taxi when they went to the Bus stop.

4. The child drank tea when he woke up.

5. When you go home, you will watch video.

B. Kamilisha sentensi zifuatazo kwa kutumia maneno yako mwenyewe: (Complete the following sentences using your own words)

1. Tulipofika sokoni _____
2. Atakapopiga simu _____
3. Ninapoamka _____

MATUKIO YALIYOPITA



Jumamosi iliyopita mimi na mpenzi wangu tulikwenda dansini. Kabla ya kwenda dansini tukala chakula cha jioni nyumbani na tukapumzika kidogo na baadaye tukavaa nguo nzuri. Mimi nikavaa suti nyeupe na tai nyeusi lakini mpenzi wangu akavaa kitenge na kitambaa cha kichwa. Tukachukua taxi mpaka dansini. Dansini tukacheza, tukanywa pombe na tukazungumza sana mpaka tukachoka. Tukarudi nyumbani usiku sana na tukalala fofofu.

PAST EVENTS

Msamiati:

<i>jumamosi</i>	-	<i>saturday</i>
<i>mpenzi</i>	-	<i>lover, darling, boy or girl friend</i>
<i>chakula</i>	-	<i>food</i>
<i>jioni</i>	-	<i>evening</i>
<i>pumzika</i>	-	<i>rest</i>
<i>suti</i>	-	<i>suit</i>
<i>tai</i>	-	<i>neck tie</i>
<i>mpaka</i>	-	<i>up to, until, till</i>
<i>choka</i>	-	<i>be tired</i>
<i>rudi</i>	-	<i>return, come back, go back</i>
<i>pombe</i>	-	<i>alcohol</i>
<i>usiku</i>	-	<i>night</i>
<i>kwa sababu</i>	-	<i>because</i>
<i>furaha</i>	-	<i>happiness</i>
<i>kitambaa cha kichwa</i>	-	<i>headscurf</i>
<i>nyeupe</i>	-	<i>white</i>
<i>nyeusi</i>	-	<i>black</i>
<i>lakini</i>	-	<i>but</i>
<i>chukua</i>	-	<i>take</i>

Last Saturday I went to the dance with my lover. Before going to the dance we had dinner at home and a short rest and later we put on nice clothes. I put on a white suit with a black tie but my lover put on kitenge with a headscurf. We took a taxi to the dance. In the dance we danced, drink and talked a lot until we got tired. We returned home very late at night and we slept like a log.

Mazoezi

A. Jibu maswali yafuatayo kutokana na habari: (Answer the following questions according to the passage)

1. Jumamosi iliyopita nilikwenda wapi?

2. Nilikwenda dansini na nani?

3. Kabla ya kwenda dansini tulifanya nini?

4. Dansini nilifanya nini?

5. Tulipokwenda dansini tulivaa nguo gani?

6. Tulikwendaje dansini?

7. Tulikwenda dansini lini?

8. Mpenzi wangu alivaaaje?

9. Kwa nini tulilala fofofu?

10. Je, tulifurahi? Kwa nini?

HOTELINI



Wiki iliyopita Baraka na Tatu walikwenda hotelini kula chakula cha mchana. Hotelini walizungumza na mhudumu. Mazungumzo yao yalikuwa kama ifuatavyo:

- Mhudumu:** Karibuni, Habari zenu?
Baraka & Tatu: Nzuri, asante.
Mhudumu : Niwasaidie nini?
Baraka : Samahani kuna chakula gani leo?
Mhudumu: Kuna wali, ugali, viazi, mboga za majani, kuku, samaki, pilau na nyama ya ng'ombe.
Baraka: Ninaomba wali kwa kuku na mboga. Bei gani?
Mhudumu: Wali kwa kuku ni sh. 350/=-, na mboga za majani sh 100/=-. Jumla sh. 450/=-
Baraka: Sawa, niletee tafadhali.
Tatu: Mimi ninataka viazi na samaki, bei gani?
Mhudumu: Viazi kwa samaki ni sh.300/=-
Tatu: Chukua pesa zako Tafadhali.
Baraka: Samahani kuna soda baridi?
Mhudumu: Ndiyo, mnahitaji soda gani?
Tatu Mimi ninaomba coca cola baridi
Baraka: Mimi niletee pepsi baridi.
Mhudumu: Nipeni pesa tafadhali.
Baraka: Chukua pesa zako
Mhudumu: Asante sana.
Baraka & Tatu: Asante, kwaheri.

AT THE HOTEL

Msamiati

- agiza - order
- lete - bring
- pita - pass



Last week Baraka and Tatu went to the hotel to have lunch. At the hotel they talked with the waiter. Their conversations were as follows:

- Waiter:** Welcome, how are you?
Baraka & Tatu: Fine, thank you.
Waiter : What can I help you?
Baraka: Well, what kind of food do you have today?
Waiter: There is rice, ugali, potatoes, green vegetables, chicken, fish, spiced rice and beef.
Baraka: I would like chicken and rice with vegetables. How much is it?
Waiter: Chicken and rice is 350/= and the vegetables are 100/=. The total is 450/=.
Baraka: Ok, please bring me.
Tatu: I would like fish with potatoes. How much is it?
Waiter: Fish with potatoes is 300/=.
Tatu: Please, take your money.
Baraka : Do you have cold sodas?
Waiter: Yes, what kind would you like?
Tatu: I would like a cold coke.
Baraka: Bring me a cold pepsi.
Waiter: Please give me the money.
Baraka: Take your money.
Waiter: Thank you very much.
Baraka & Tatu: Thank you, good bye.

- C. Tumia orodha ya vyakula ifuatayo kwa kuuliza maswali kumi: (Use the following menu to ask ten questions.)

Orodha ya vyakula

Vyakula		Bei
1. Kahawa	-	70/=
2. Andazi	-	50/=
3. Viazzi	-	200/=
4. Wali kwa kuku	-	350/=
5. Mboga	-	100/=
6. Ugali kwa kuku	-	250/=
7. Soda	-	120/=
8. Mkaté	-	80/=
9. Chai ya maziwa	-	200/=
10. Chakula	-	80/=
11. Chapati	-	70/=

Mfano:

Chai moja na chapati tatu bei gani?

Chai moja na chapati tatu ni sh.290/=

- _____
- _____
- _____
- _____
- _____
- _____
- _____
- _____
- _____
- _____

Mzoezi

A. Jibu maswali yafuatayo kutokana na mazungumzo uliyosoma: (Answer the following questions according to the dialogue you've read)

1. Wiki iliyopita Baraka na Tatu walikwenda wapi?

2. Walikwenda kufanya nini?

3. Baraka aliagiza nini hotelini?

4. Tatu alikula nini?

5. Hotelini kulikuwa na vyakula gani?

6. Baada ya kula Tatu na Baraka walikunywa nini?

B. Andika sentensi saba kwa kutumia maneno yafuatayo: (Write seven sentences using the following words) omba, samahani, taka, leta, hitaji, saidia, chukua, agiza

1. _____

2. _____

3. _____

4. _____

5. _____

6. _____

7. _____

Mazoezi

- A. Kwa kutumia chati uliyopewa hapo chini tunga sentensi kwa kutumia *-ko -po -mo*: (Construct sentences using the chart given below using *-ko, -po, -mo.*)

Mfano:

Brian yuko Tanzania.

Brian yupo Arusha.

Brian yumo ofisini.

	Brian	Sisi	Wewe	Wao	Ninyi	Eva
Tanzania	✓					✓
Arusha	✓					✓
Ofisini	✓					
Chooni			✓			
Nyumbani						✓
Kenya			✓			
Marekani		✓		✓		
Garini					✓	
Melini				✓		
Uganda					✓	
Chumbani		✓				
New York		✓		✓		
Kampala					✓	
Nairobi			✓			

LOCATIVE SUFFIXES
-KO -PO -MO

In Kiswahili the locations are shown by the suffixes '-ko' '-po' and '-mo' depending on the location one is referring to. If a location referred to is an indefinite one, the suffix '-ko' is used, if a location referred to is a definite one then the suffix '-po' is used and if it is inside or enclosed location,, the suffix '-mo' is used.

Mfano:

Mimi niko Tanzania. - I am in Tanzania.
Mimi nipo Dar. - I am in Dar.
Mimi nimo ofisini. - I am in the office.

Note:

The subject prefix for the third personal pronoun (singular) becomes yu- with the locative suffixes

Mfano:

Yeye yuko Tanzania. - S/he is in Tanzania.
Yeye yupo Dar. - She is in Dar.
Yeye yumo ofisini. - She is in the office.

	Indefinite	Definite	Inside
Mimi ni- Wewe u- Yeye yu-	-KO	-PO	-MO
Sisi tu- Ninyi ni- Wao wa-			.

1. Vijiko viko wapi?

2. Panya wako wapi?

3. Feni iko wapi?

4. Matunda yako wapi?

5. Kisu kiko wapi?

6. Samaki yuko wapi?

7. Maua yako wapi?

8. Simu iko wapi?

9. Mayai yako wapi?

10. Viatu viko wapi?

Msamiati:


mpira - ball

feni - fan

friji - refrigerator

mbalimbali - various

- B. Hapa chini kuna vitu mbali mbali, tumia *-ko -po -mo* kueleza viko wapi: (Below there are various things. Use locative suffixes *-ko -po -mo* to tell their locations.)



3. Choo hiki ni kichafu.

4. Kisu hiki ni kikali.

5. Kiberiti hiki ni changu.

B. Andika sentensi tano kutoka kwenye jedwali: (Write five sentences from the chart)

1. _____

2. _____

3. _____

4. _____


5. _____

C. Andika wingi wa picha hizi: (Write the plural of these pictures)


1




2




3




4




5.



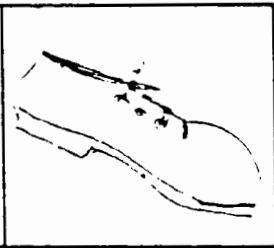
6.



7.



8.



KI-/VI- NOUN CLASS
(ch-/vy-)

The majority of the nouns in this class have the concord "ki-" in singular and "vi-" in plural although some few nouns have the concord "ch-" in singular and "vy-" in plural.

Mfano:

kitu	-	vitu	thing(s)
kitabu	-	vitabu	book(s)
chakula	-	vyakula	food(s)
kidole	-	vidole	finger(s)
kijiko	-	vijiko	spoon(s)
kisiwa	-	visiwa	island(s)
kiatu	-	viatu	shoe(s)
kiazi	-	vlazi	potatoe(s)
kikapu	-	vikapu	basket(s)
kifua	-	vifua	chest(s)



KI-/VI- NOUN CLASS CHART
(ch-/vy-)

	SINGULAR	PLURAL
Demonstratives	Hiki	Hivi
Possessives pronouns roots agreements	- angu -etu ch- - ako -enu - ake -ao	-angu - etu vy- -ako -enu -ake - ao
Preposition "a" as of	cha	vya
Agreement with Numbers	ki-	vi-

Mfano:

Hiki ni kitabu changu kimoja cha Kiswahili. (This is my one, Kiswahili book.)

- Hivi ni vitabu vyangu viwili vya Kiswahili. (These are my two Kiswahili books.)

A. **Badili sentensi zifuatazo ziwe katika wingi: (Change the following sentences into plural)**

1. Hiki ni chumba changu cha kupumzika.

2. Kijiko hiki ni changu.

B. Andika maswali saba kutoka katika habari hii: (Write seven questions from this passage)

Siku moja Baraka alikuwa **ndani** ya nyumba. Alipoangalia **nje**, aliona matunda mazuri juu ya mti. Mti ulikuwa **nyuma** ya nyumba, **katikati** ya bustani ambayo ilikuwa **kando** ya barabara. Juma alitaka kwenda kuchuma matunda, lakini alipoangalia vizuri alimwona mbwa mkali sana **chini** ya mti ambaye alilala kati ya mchungwa na mlimau.

1. _____
2. _____
3. _____
4. _____
5. _____
6. _____
7. _____

C. Fasiri sentensi zifuatazo katika Kiswahili: (Translate the following sentences into Kiswahili.)

1. There is a big dog under the tree.

2. The child is playing behind the house.

3. The fruits are on the table.

4. The cat is lying beside the bed.

5. The cup is between the table and the bed.

6. The birds are on top of tree.

7. The students are inside the classroom.

8. The dog is standing in front of the house.

9. The policeman is standing in the middle of the road.

10. The children are playing along the sea.



PLACE WORDS

Place words are shown by the following words.

juu ya	-	on top of, above, over, on
chini ya	-	underneath, below, beneath, under
ndani ya	-	inside, within, in
nje ya	-	outside
mbele ya	-	in front of
nyuma ya	-	behind, at the back
kando ya	-	by the side of, besides, alongside
kati ya	-	between, among, amongst
katikati ya	-	in the centre, middle of




Mazoezi

- A. Malizia sentensi hizi kwa maneno uliyopewa hapo chini:
(Complete the following sentences using the words
provided below)

matunda, Dodoma, mchanga, mbwa, Machi, bustani, maji, samaki

1. Juu ya mti kuna _____
2. Kando ya bahari kuna _____
3. Katikati ya Tanzania kuna mji wa _____
4. Kati ya miezi Februari na Aprili kuna mwezi _____
5. Nyuma ya mwindaji kuna _____
6. Nje ya nyumba kuna _____
7. Ndani ya pipa kuna _____
8. Ndani ya bahari kuna _____

- C. Andika vitu ambavyo unaviona katika picha hii na eleza viko wapi: (Write things which you see in this picture and tell their location)




B. Andika sentensi kwa kutumia picha ulizopewa: (Write sentences using the pictures given.)

1.



2.



3.



4.



5.



6.



7.



8.



9.



1.

2.

3.

4.

5.

6.

7.

8.

9.

Msamiati:

mshahara - salary

mpaka - boundary

mzigo - load, luggage

M-/MI- NOUN CLASS

All Nouns in this Noun Class start with **m-** in singular and **mi-** in plural.

Mfano:

mkono	-	mikono	arm(s), hand(s)
mto	-	mito	river(s), pillow(s)
mwaka	-	miaka	year(s)
mgongo	-	migongo	back(s)
mwili	-	miili	body, bodie(s)
moshi	-	mioshi	smoke(s)
mwanzo	-	mianzo	beginning(s)
mwezi	-	mlezi	month(s)
mji	-	miji	town (s)
mtihani	-	mitihani	examination (s)



M-/Mi- NOUN CLASS CHART


	SINGULAR	PLURAL
Demonstratives	Huu	Hii
Possessive pronoun agreements	-angu -etu w- -ako -enu -ake -ao	-angu -etu y- -ako -enu -ake -ao
Preposition "a" as of	wa	ya
Agreement with Numbers	m-	mi-

A. Andika sentensi kwa kutumia maneno haya: (Write sentences using these words.)

mshahara, mji, mpaka, mti , mzigo.

1. _____
2. _____
3. _____
4. _____
5. _____

POSTA



Baraka na Brian ni marafiki sana. Baraka anafanya kazi Posta. Yeye ni karani na Brian ni mgeni anatoka Marekani. Siku moja Brian alikwenda Posta kumtembelea Baraka kwa sababu alikuwa na shida Posta.

Baraka: Karibu rafiki yangu, nikusaidie nini?
Brian: Ninahitaji kupiga simu na kupeleka barua Marekani kwa kaka yangu, ni shilingi ngapi?
Baraka: Kupiga simu Marekani kwa dakika tatu ni shilingi 8000/= na kupeleka barua kwa karatasi ya ndege au kwa bahasha ya ndege ni shilingi 250/=.
Brian: Sawa, nimeelewa. Ninahitaji kupiga simu, sijui simu iko wapi.
Baraka: Kwa kawaida tunapiga simu katika chumba. Kwa hiyo simu imo chumbani lakini subiri kidogo.
Brian: Hamna shida nitasubiri.
Baraka: Sasa unaweza kwenda kupiga simu
Brian: Asante.
Baraka: Karibu tena.

AT THE POST OFFICE

Msamiati:

<i>karani</i>	-	<i>clerk</i>
<i>mgeni</i>	-	<i>visitor, stranger, guest, foreigner</i>
<i>simu</i>	-	<i>telephone</i>
<i>piga simu</i>	-	<i>make a telephone call</i>
<i>peleka</i>	-	<i>send</i>
<i>karatasi ya ndege</i>	-	<i>air form</i>
<i>bahasha</i>	-	<i>an envelope</i>
<i>bahasha ya ndege</i>	-	<i>air mail</i>
<i>sijui</i>	-	<i>I don't know</i>
<i>kwa kawaida</i>	-	<i>normally, usually</i>
<i>subiri</i>	-	<i>wait</i>
<i>kidogo</i>	-	<i>a little bit</i>

Baraka and Brian are very good friends. Baraka works at the Post Office as a clerk and Brian is a visitor from America. One day Brian went to the Post Office to visit Baraka because Brian had a problem at the Post Office.

Baraka: You are welcome my friend, what can I help you?

Brian: I want to make a call and to send a letter to my brother in America, how much does it cost?

Baraka: To make a telephone call to America for three minutes is 8000/= and to send a letter to America by an air mail is 250/=.

Brian: Ok, I have understood, I need to phone, but I don't know where the telephone is.

Baraka: Normally we make a telephone call in the room. Therefore the telephone is inside the room but wait a little bit.

Brian: No problem I will wait.

Baraka: Now you can go and make a telephone call.

Brian: Thank you.

Baraka: You are welcome again.

C. **Andika tofauti tano kati ya huduma za Posta za Tanzania na unapotoka: (Write five differences between Tanzania postal services and where you come from.)**

1. _____
2. _____
3. _____
4. _____
5. _____

D. **Tunga sentensi kwa kutumia maneno haya: (Construct sentences using these words.)**

piga simu, karatasi ya ndege, barabara, karani wa posta, kuwasiliana

1. _____
2. _____
3. _____
4. _____
5. _____

Msamiati:

kuwasiliana - to communicate

IDIOMS WITH "PIGA"

The verb "piga" in Kiswahili means to beat or hit but it is usually used as an idiom as shown below:

Mfano:

piga pasi	-	iron clothes
piga simu	-	make a telephone call
piga mswaki	-	brush teeth
piga kengele	-	ring a bell
piga kelele	-	make noise, shout
piga chafya	-	sneeze
piga chenga	-	dodge, avoid avade, sidestep
piga magoti	-	kneel down
piga mbizi	-	dive
piga miayo	-	yawn
piga kiki	-	start a motor cycle
piga teke	-	kick
piga ngumi	-	punch with a hand
piga mluzi	-	whistle
piga makofi	-	clap
piga picha	-	take a picture
piga deki	-	mop



Mazoezi

- A. Kwa kutumia "idiom piga", malizia sentensi zifuatazo:
(Using "idiom piga" complete the following sentences)
1. Ninakwenda baharini _____
 2. Baada ya kufua nguo, nili _____
 3. Rais alipokuja, tuli _____
 4. Tulipokwenda Tarangire, tuli _____
 5. Siwezi kulala kwa sababu watoto, wana _____
 6. Kila siku baada ya kuamka na kabla ya kulala
mimi hu _____
 7. Padre ali _____ kanisani kuita wakristu
 8. Nilipotaka kuzungumza na mama ambaye anakaa Marekani nili

 9. Tyson ali _____ Frank Bruno
 10. Maradona alijua sana _____

B. Kwa kutumia "idiom piga" andika maelezo ya picha ulizopewa hapo chini: (Using "idiom piga" write the explanations for the following pictures)



Msamiati:

Rais - president
Padre - a priest

"-AMBA-" RELATIVE CLAUSES

In Kiswahili the relatives which, who, whom, and that are denoted by the root '-AMBA-' which takes appropriate suffixes according to each noun it refers to. The relatives suffixes for some noun classes are shown in the table below:

-AMBA- RELATIVE CHART

	M-/wa-	M-/mi-	Ki-/vi-	Ji-/ma-	N-/N-	U-/N-
Singular	-ye	-o	-cho	-lo	-yo	-o
Plural	-o	-yo	-vyo	-yo	-zo	-zo

Mfano:

Mkate ambao niliununua jana.
(The bread which I bought yesterday.)

Kitabu ambacho nilikisoma.
(The book which I read yesterday.)

Watu ambao walikuja.
(The people who came.)



Mazoezi

- A. Tumia '-Amba-' sahihi katika nafasi zilizowazi katika 'A' halafu oanisha sentensi kutoka katika 'A' na sentensi katika 'B' ili kupata sentensi moja yenye maana: (Use the appropriate "-amba-" to fill the blank spaces in 'A' and match the sentences in 'A' and those in 'B'.)

A

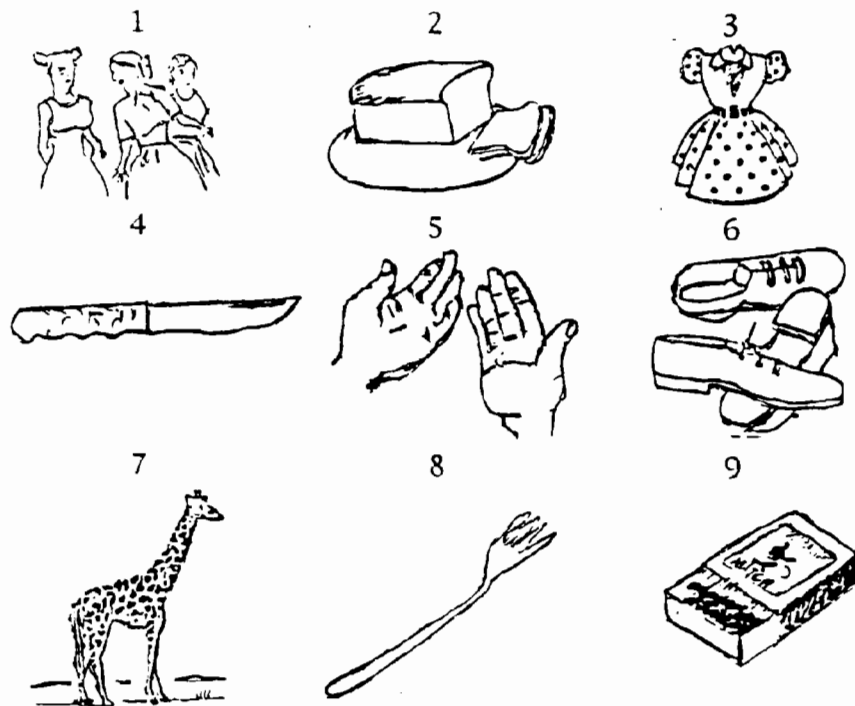
1. Wanafunzi _____ wanajifunza kiswahili Arusha.
2. Miti _____ nilipanda shambani.
3. Kitabu _____ nilikisoma jana.
4. Nyumba _____ ipo kando ya barabara.
5. Watanzania _____ wanakaa Arusha.
6. Mpira _____ ulinunuliwa jana.
7. Viatu _____ unapenda kuvinunua.
8. Sabuni _____ tunatumia kufua nguo.

9. Matunda _____ tulinunua jana.
 10. Gari _____ Baraka anaendesha.

B

1. si mizuri.
2. umepasuka.
3. ni Volunteer wa Peace Corps.
4. kiliandikwa na Baraka.
5. ni machungwa.
6. ni ghali sana.
7. zilitengenezwa Kenya.
8. ilijengwa mwaka 1990.
9. husoma kiswahili.
10. lilitengenezwa Japan.

- C. Tumia picha hizi kutunga sentensi ambazo zina 'amba' sahihi: (Use these drawings to construct sentences with appropriate 'amba' relative clauses.)



1. _____
2. _____
3. _____
4. _____
5. _____
6. _____
7. _____
8. _____
9. _____

D. Fasiri sentensi zifuatazo katika Kiswahili: (Translate the following sentences into Kiswahili)

1. This is the book which I bought the day before yesterday.

2. These are the boys who are speaking Portuguese.

3. Is this the bread which you baked?

4. This is my house which I am painting.

5. Take these three fruits which I bought last week.

6. This is the room in which I will sleep.

7. These are trees which we planted last year.

8. I will give you this book which I have just finished to read.

E. Tunga sentensi kwa kutumia 'amba-'relative clauses pamoja na picha ulizopewa: (Construct sentences using the 'amba-' relative clauses with the pictures given)


Mfano:

Ona (mimi) - li-




Huyu ni mdudu ambaye nilimwona

1. Soma (wewe) - ta-



2. Andika (yeye) -na-



3. Penda (mimi) -na-




4. Nunua (sisi) -li-



5. Panda (wao) -li-



6. Fundisha (mimi) -li-



7. Endesha (yeye) -ta-



8. Piga pasi (yeye) -li-



N-/N- NOUN CLASS

This noun is sometimes called the 'neutral' class because it does not change from singular to plural. Most of the nouns borrowed from other languages fall into this class.

Mfano:

nyumba	-	nyumba	house(s)
barua	-	barua	letter(s)
kalamu	-	kalamu	pencil(s)
sabuni	-	sabuni	soap(s)
meza	-	meza	table(s)
shule	-	shule	school(s)
nyama	-	nyama	meat
saa	-	saa	clock(s), watch(es)
bia	-	bia	beer(s)
barabara	-	barabara	road(s)



CHART FOR N-/N- NOUN CLASS

	SINGULAR	PLURAL
Demonstrative	Hii	Hizi
Possessives pronoun root agreement	y- - angu - etu - ako - enu - ake - ao	z- - angu - etu - ako - enu - ake - ao
Preposition "a" as of	ya	za
Agreement with Numbers	-	-

Mazoezi

- A. Kwa kutumia jedwali na majina ya N-/N- tunga sentensi kama ilivyoonyeshwa katika mfano uliyopewa: (Using the chart for N-/N- class construct sentences as it is shown in the example given.)

Mfano:

Hii ni nyumba yangu moja ya wageni.
 Hizi ni nyumba zangu tatu za wageni.

1. a _____
b _____
2. a _____
b _____
3. a _____
b _____
4. a _____
b _____
5. a _____
b _____

B. Fasiri sentensi hizi kwa Kiswahili: (Translate these sentences into Kiswahili.)

1. This is my house.

2. _____
Is this our letter?

3. _____
These maps were made in Kenya.

4. _____
Is this your pen?

5. _____
These are Peace Corps tables.


6. _____
Put these papers into my box.

7. _____
This is my job/work.

8. _____
These are my three beers.

C. Andika majina ya vitu hivi: (Write the names of these things.)


1.



2.



3.




4.



5.



6.





8.



9.



D. Kwa kutumia majina yanayotokana na 'n-/n-', jaza chemsha bongo hii: (Using 'n-/n-' nouns, fill this puzzle)

Kwenda kulia

1. Kama unaumwa utakwenda hospitali kupata _____
2. Utapenda kunywa kahawa au _____
5. Ninaandika barua kwa kutumia _____
7. Tunaangalia muda kwa kutumia _____
8. Sasa kuna giza washa _____
9. Tulikwenda baa kunywa _____
11. Malbore, Sportsman ni aina za _____

12. Tunafua nguo kwa _____
 15. Ninakwenda ofisini kufanya _____

Kwenda chini

1. Saa moja ina _____ sitini
3. Kama unataka kuandika barua utanunua bahasha na _____
4. Tunatumia sukari katika chai, tunatumia _____ katika chakula
6. Sipendi kwenda _____
9. Magari hupita katika _____
10. Tunaoga kwa maji na _____
13. Pombe huuzwa katika _____
14. Sipendi kula _____ ya ng'ombe

			¹ D										
									⁴ C				
² C						³ K							
			⁵ k									⁶ S	
	⁷ S										⁸ T		
				⁹ B									
	¹⁰ S												
						¹² S		¹³ B		¹⁴ N			
	¹¹ S												
										¹⁵ K			

THE USES OF "KWA"

"Kwa" is used in different ways i.e, at, by, on, and, from, for, to, and with.

Mfano:

Nitakwenda mjini kwa baiskeli
(I will go to town by a bicycle)

Nililala kwa nusu saa
(I slept for half an hour)

Nitapiga simu kwa mama yangu
(I will phone to my mother)

Tulifua nguo kwa sabuni
(We washed clothes with soap)

Waliishi nyumbani kwa mjomba wao
(They lived at their uncle's home)

Atakuja ofisini kwa miguu
(She come to the office on foot)

Watakufa kwa njaa
(They will die of hunger)

Anatoka kwa jirani
(She is coming from a neighbour)



Mazoezi

A. Fasiri sentensi hizi katika Kiswahili: (Translate these sentences into Kiswahili.)

1. The students came by plane from US.

2. I wrote a letter to my mother in Europe.

3. He went on foot from Moshi to Arusha.

4. The child died of hunger.

5. We travelled for eight hours from the US to Tanzania.

6. I will stay in Tanzania for two years only.

7. They will buy sugar for 250/= only.

- B. **Soma habari hii halafu jibu maswali yafuatayo: (Read this passage and then answer the following questions)**

Jana Baraka na Tatu walikwenda sokoni kwa miguu, wakanunua sukari, mchele, viazi na matunda. Waliporudi nyumbani wakapika viazi na wakala chakula chao kwa mikono. Baadaye wakaenda pwani kwa gari na wakakaa pwani kwa saa moja na nusu. Jioni waliporudi nyumbani wakapiga simu kwa rafiki yao, akaja, wakala wali kwa samaki, usiku wakaenda disko.

1. Baraka na Tatu walikwendaje sokoni?

2. Walinunua nini?

3. Walikulaje chakula chao?

- 4. Jioni waliporudi nyumbani walipiga simu wapi?

5. Rafiki yao alipokuja walikula nini?

AT THE BANK

Msamiati:

<i>benki</i>	-	<i>bank</i>
<i>karani wa benki</i>	-	<i>bank clerk, teller</i>
<i>badili</i>	-	<i>change, exchange</i>
<i>dola</i>	-	<i>dollars</i>
<i>jaza</i>	-	<i>fill in</i>
<i>fomu</i>	-	<i>form(s)</i>
<i>kufungua</i>	-	<i>to open</i>
<i>akaunti</i>	-	<i>account</i>
<i>akiba</i>	-	<i>savings</i>
<i>hundi</i>	-	<i>cheque</i>
<i>uliza</i>	-	<i>ask</i>
<i>kama</i>	-	<i>if</i>



Last week, Brian went to the bank. He went to the bank because he wanted to exchange money. Brian had one hundred American dollars. Before exchanging the money Brian filled in the form. The Bank clerk gave him twenty thousand shillings. After exchanging money, Brian wanted to open an account. The Bank clerk asked Brian, if he wanted to open a saving account or current account. Brian opened a savings account of twenty thousand shillings and his account number is B.E. 007.

BENKI



Wiki iliyopita Brian alikwenda Benki. Alikwenda benki kwa sababu alitaka kubadili pesa. Brian alikuwa na dola mia moja za Marekani. Kabla ya kubadili pesa, Brian alijaza fomu. Karani wa benki alimpa Brian shilingi elfu ishirini. Baada ya kubadili pesa, Brian alitaka kufungua akaunti. Karani wa benki alimwuliza Brian, kama alitaka kufungua akaunti ya akiba au akaunti ya hundi. Brian alifungua akaunti ya akiba ya shilingi elfu ishirini na namba ya akaunti yake ni B.E. 007.

Mazoezi

A. Kutokana na habari ulizosoma jibu maswali yafuatayo:
(According to passage you have read answer the following questions.)

1. Nani alikwenda benki?

2. Kwa nini Brian alikwenda benki?

3. Brian alifungua akaunti gani?

4. Brian alijaza nini?

5. Brian alipata shilingi ngapi

6. Brian alibadili pesa gani?

7. Akaunti ya Brian ni namba ngapi?

8. Brian alizungumza na nani benki?

9. Je wewe una akaunti?



BENKI



Wiki iliyopita Brian alikwenda Benki. Alikwenda alitaka kubadili pesa. Brian alikuwa na dola m Kabla ya kubadili pesa, Brian alijaza fom. K Brian shilingi elfu ishirini. Baada ya kubadili kufungua akaunti. Karani wa benki alimwuli kufungua akaunti ya akiba au akaunti ya hu akaunti ya akiba ya shilingi elfu ishirini na r ni B.E. 007.

U-/N- NOUN CLASS

In this class not all nouns start with N- in plural, although in singular most of the nouns begin with U-. Also in this class there are some nouns which do not change from singular to plural, which means they are uncountable.

Mfano:

ubao	mbao	plank(s), board(s), timber
umeme	umeme	electricity
ukurasa	kurasa	page(s)
uma	nyuma	fork(s)
ua	nyua	backyard(s)
ufa	nyufa	crack(s)
ufunguo	funguo	key(s)
unywele	nywele	hair
uzi	nyuzi	thread(s)
ulimi	ndimi	tongue(s)
upepo	pepo	wind(s)
udevu	ndevu	beard
uso	nyuso	face(s)



U-/N- NOUN CLASS CHART

	SINGULAR	PLURAL
Demonstratives	Huu	Hizi
Possessives pronoun roots agreements	-angu -etu w- -ako -enu -ake -ao	-angu -etu z- -ako -enu -ake -ao
Preposition "a" as of	wa	za
Agreement with Number	(m-)	(-)

Mfano:

Huu ni ufunguo wangu mmoja wa nyumba
(This is my one key of the house)

Hizi ni funguo zangu mbili za nyumba
(These are my two keys of the house)

B. Andika maneno haya vizuri ili upate maneno ya Kiswahili: (Re-write these words correctly so that you get Kiswahili words.)

Mfano:

Zawe = Weza

- | | | | |
|----------|-------|---------|-------|
| 1. loda | _____ | 5. zaaj | _____ |
| 2. umof | _____ | 6. aapt | _____ |
| 3. dinuh | _____ | 7. seap | _____ |
| 4. kenbi | _____ | 8. ahpa | _____ |

C. Kwa kutumia maneno ya habari ya benki jaza nafasi zilizoachwa wazi: (Using the vocabulary from the bank passage fill in the blank spaces.)

Wiki jana Brian alikwenda _____. Alikwenda benki kwa sababu alitaka _____ na _____. Brian alikuwa na _____ za Marekani. Kabla ya kufungua akaunti kwanza alijaza _____. Alifungua akaunti ya _____. Alifungua akaunti kwa shilingi _____. Brian alipata _____ namba B.E.007.

B. Fasiri sentensi zifuatazo katika Kiswahili:
(Translate the following sentences into Kiswahili.)

1. Farmers plant seeds in the soil.

2. I can't open the door because I don't have the key.

3. This book has about four hundred pages.

4. I can't work with my computer because there is no electricity.

5. It's dangerous to go fishing in the sea when there is a strong wind.

6. There are many cracks on this wall.

7. I used thread to sew my shirt.

8. I want to shave my beard.

9. We want to wash our faces.

10. Mother is cutting finger nails.

11. She doesn't like to eat with a fork.

12. Open page fifteen.

Mazoezi

A. Maliza sentensi zifuatazo kwa kutumia majina ya U-/N-noun class: (Complete the following sentences using the U-/N-nouns.)

1. Kichwani kuna

--	--	--	--	--	--	--

2. Wamarekani hupenda kula kwa kisu, kijiko na

--	--	--

3. Wanaume hunyoa ndevu kwa

--	--	--	--	--	--	--

4. Tunafungua mlango kwa

--	--	--	--	--	--	--	--

5. Nyuma ya nyumba kuna

--	--

6. Mdomoni kuna meno na

--	--	--	--	--

7. Mchele uliopikwa huitwa

--	--	--	--

8. Kompyuta haiwezi kufanya kazi bila

--	--	--	--	--



MAHALI CLASS

This is a special noun class for the places. It has three agreements depending on the place being referred to. If the place being referred to is definite the agreement "p" is used, if the indefinite place is referred to the agreement "k" is used and if the inside place is referred the agreement "m" is used.

Mfano:

mahali pangu	- at my place(s) (definite)
nyumbani kwangu	- at my home (indefinite)
chumbani mwangu	- in my room (inside)



CHART FOR MAHALI CLASS

		'k' agreement	'p' agreement	'm' agreement
Demonstrative	proximity	huku	hapa	humu
	distant	kule	pale	mule
Possessive		kw-	p-	mw
Adjective	consonant stem	ku-	pa-	m-
	vowel stem	kw-	p-	mw
Subject prefix		ku-	pa-	m-
Preposition '-a' as of		kwa	pa	mwa
Object infixes		-ku-	-pa-	-
Amba - relative		-ko	-po	-mo
-Ote (all, whole)		k-	p-	mw-
-O-Ote (any)		k- k-	p- p-	-
-enye(as having)		kw-	p-	mw-
Negative prefixes		haku-	hapa-	hamb-

Mfano:

Hapa ni mahali pangu pa kupumzika
(This is my place for resting)

C. Badili sentensi zifuatazo kuwa katika wingi: (Change the following in to plural.)

Mfano:

Huu ni wembe wangu wa kunyoa ndevu
Hizi ni nyembe zangu za kunyoa ndevu



1. Huu ni ukuta wa nyumba.
2. Huu ni ufunguo wa chumba cha kulala.
3. Huu ni ufa katika nyumba yangu.
4. Huu ni uzi wako wa kushona nguo.
5. Huu si uma wako, huu ni uma wake.
6. Huu ni ukurasa wa kitabu hiki.
7. Tunaandika katika ubao.
8. Mpe ufunguo wake wa chumba cha kulala.

Msamiati:

<i>udongo</i>	-	<i>soil</i>
<i>wakulima</i>	-	<i>farmer</i>
<i>panda</i>	-	<i>plant</i>
<i>hatari</i>	-	<i>danger</i>
<i>kuvua samaki</i>	-	<i>to fish</i>
<i>kali</i>	-	<i>strong</i>
<i>shona</i>	-	<i>sew</i>
<i>mbegu</i>	-	<i>seeds</i>
<i>nyoa</i>	-	<i>shave</i>
<i>kama</i>	-	<i>about</i>

RECIPROCAL VERBS

This is a form of verb derivative which shows that something done to each other. It is shown by adding the suffix '-na' at the end of the each verb.

Mfano:

ona, onana	-	see each other
angalia, angaliana	-	look at each other
piga, pigana	-	fight each other

Mazoezi

- A. Andika sentensi kwa kutumia 'reciprocal suffix-' 'na' kutokana na sentensi mbili ulizopewa: (Write sentences using the reciprocal suffix na according to the two sentences given.)

Mfano:

mwalimu anamwalia mwanafunzi
mwanafunzi anamwalia mwalimu
wao wanaangaliana

1. Baraka anampenda Tatu
Tatu anampenda Baraka

Wao _____

2. Kesho utaniona asubuhi
Mimi nitakuona asubuhi

Sisi _____

3. Brian alimwoa Zuzana wiki iliyopita

Brian na Zuzana _____

4. Mohamed Alli alimpiga Spinks
Spinks alimpiga Mohamed Alli

Wao _____

Mazoezi

A. Fasiri sentensi zifuatazo katika Kiswahili:(Use the chart from mahali class to translate the following sentences.)

Mfano:

This is a good place for building a house (use 'p' agreement)
Hapa ni mahali pazuri pa kujenga nyumba

1. This place is suitable for growing vegetables (use 'p' agreement)

2. I will go to any place I want (use 'k' agreement)

3. This place has no water at all (use 'p' agreement)

4. Is this the place where you were born? (use 'p' agreement)

5. We like this place (use 'p' agreement)

6. We can stay anywhere (use 'k' agreement)

B. Tunga sentensi kwa kutumia maneno uliyopewa hapo chini: (Construct sentences using the words given below.)

kwangu, ambapo, kwetu, popote, kwenye, pengi, kote, padogo

1. _____
2. _____
3. _____
4. _____
5. _____
6. _____
7. _____
8. _____

Msamiati:

kujenga - to build

faa - suit

mwanga - light

otesha - plant

kabisa - absolutely, completely, at all


5. Tanzanians like to help each other.

6. In Rwanda people killed one another.

7. Girls are teaching each other at the school.

8. They often visited each other.

C. Andika maelezo ya kila picha kwa kutumia 'reciprocal suffix -na': (Write an explanation of each picture using reciprocal suffix -na.)



5. Watutsi waliwaua wahutu
Wahutu waliwaua watutsi

Watutsi na wahutu _____

6. Wewe utamsaidia yeye
Yeye akakusaidia

Ninyi _____

7. Wewe uliniambia kuhusu Marekani
Mimi nilikuambia kuhusu Tanzania

Sisi _____

8. Mlitufundisha Kiingereza
Tuliwafundisha ninyi Kiswahili

Sisi _____

9. Tatu alimwomba Brian chakula
Brian alimwomba Tatu maziwa

Wao _____

B. Fasiri sentensi hizi katika Kiswahili: (Translate the following sentences in to Swahili.)

1. They told each other stories.

2. Before going to school they waited for one another.

3. We will not see each other tomorrow.

4. Dogs are fighting everyday.

ADJECTIVES WITH "CONSONANT STEMS"

Adjectives which begin with consonants take agreements from the nouns they qualify as shown in the chart below the sample adjectives.

Sample adjectives:

-baya	-	bad
-zuri	-	good, nice, beautiful
-chafu	-	dirty
-refu	-	tall, long high
-fupi	-	short
-dogo	-	small, little
-kubwa	-	big, large
-kali	-	sharp, fierce, steep, strict
-bovu	-	rotten, broken down
-chache	-	few
-nene	-	thick, fat
-pana	-	wide, broad
-mpya	-	new
-tamu	-	delicious, sweet
-vivu	-	lazy
-zima	-	whole
-zito	-	heavy



	M-/wa-	Ki-/vi	M-/mi-	Ji-/ma-	N-/N-	U-/N-
Singular	M-	Ki-	M-	-	N-	M-
Plural	Wa-	Vi-	Mi-	Ma-	N-	N-


Mfano:

M-/wa- noun class:	Mtoto mbaya.
Ki-/vi- noun class:	Kitabu kikubwa.
Mi-/mi- noun class:	Miti mizuri.

Exceptions

There are some exceptions as shown below:

1. In Ji-/Ma- noun class these adjectives do not take agreements in singular except with an adjective. -pya which becomes jipya (new).



D. Andika habari fupi kwa kutumia 'reciprocal suffix -na:
(Write a short story using the reciprocal suffix -na.)


Msamiati:


oa - marry
ua - kill
kiingereza - english

vuta - pull
hadithi - story

B. Andika "adjective" ambayo inaelezea kila picha vizuri:
(Write an adjective which describes well each picture.)









2. With N-/N- noun class, some adjectives take agreements as indicated below.

-refu becomes ndefu
-baya becomes mbaya
-bovu becomes mbovu
-pya becomes mpya

3. The following are some of the adjectives which do not take any agreements in the N-/N- noun class.

-chafu, -kubwa, -kali, -fupi, -chache, -nene, -pana.

Mazoezi

- A. Fasiri sentensi zifuatazo: (Translate the following sentences.)

1. Your hands are dirty.

2. Yesterday he bought a new car.

3. She cooked a very delicious food.

4. We have few fat dogs.

5. Do you have a sharp knife?

6. You (pl) are lazy.

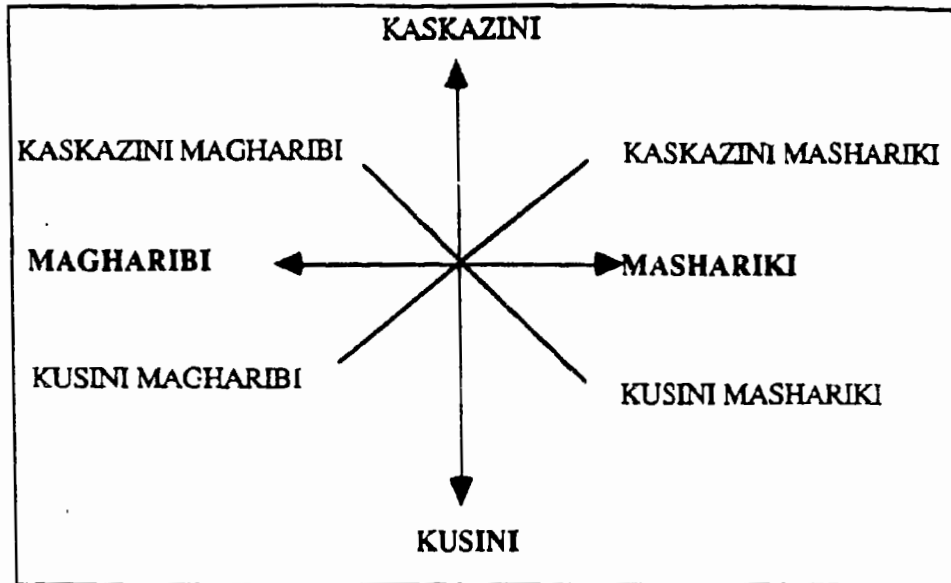
7. This pen is very long.

8. Is this room empty?

- 9. The oranges are sweet.

10. Only a few Tanzanians can speak English.

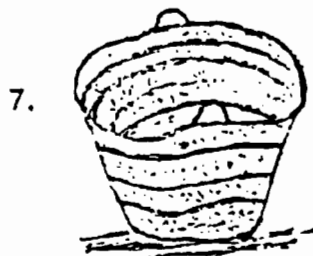
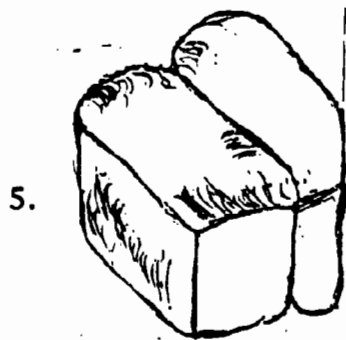
COMPASS DIRECTION



Mazoezi

A. Jaza nafasi zilizo wazi katika sentensi zifuatazo kwa kutumia pande za dunia: (Fill in the blanks in the following sentences using compass direction.)

1. Tanzania ipo Afrika ya _____.
2. Katika Tanzania Arusha ipo _____.
3. Katika Tanzania mlima Kilimanjaro upo _____.
4. Katika Marekani maziwa Ontario, Erie, Huron, Michigan na Superior yapo _____.
5. Mji wa Jacksonville upo _____ mwa jimbo la Georgia.
6. Katika Marekani mji wa Washington upo _____.
7. Katika Marekani mji wa Minneapolis upo _____.
8. Katika Marekani jimbo la Arkansas lipo _____.
9. Katika Marekani mimi ninatoka _____.
10. Kabla ya kuja Tanzania niliishi _____ mwa Marekani.



WEATHER AND AGRICULTURE IN TANZANIA

Msamiati:

<i>kiangazi</i>	-	<i>hot, dry season</i>
<i>jua kali</i>	-	<i>hot sun</i>
<i>masika</i>	-	<i>heavy rains</i>
<i>mazao</i>	-	<i>crops</i>
<i>kipupwe</i>	-	<i>cold season</i>
<i>mihogo</i>	-	<i>cassava</i>
<i>mtama</i>	-	<i>millet</i>
<i>tayarisha</i>	-	<i>prepare</i>
<i>ruhusu</i>	-	<i>allow</i>
<i>vuna</i>	-	<i>harvest</i>
<i>yaani</i>	-	<i>that is</i>
<i>badilika</i>	-	<i>changed</i>



Many people like the weather of Tanzania because it is good. The weather in Tanzania allows people to do their different activities. For example, from October to February it is dry season, the sun is very hot. This is the time when farmers prepare their farms. From March to May it is long rains season. During this season farmers plant seeds and seedlings in their farms. After May the weather changes again and becomes cold and very windy up to August. This season is called windy season. August to September farmers harvest their crops. There is also a period of short rains from late September to early November. During this period farmers plant short term crops like beans, sweet potatoes, irish potatoes, cassava, millet and green vegetables.

B. Jibu Maswali yafuatayo kwa kutumia ramani ya Afrika:
(Answer the following questions using the map of Africa.)



1. Kenya iko wapi?

2. Kaskazini ya Namibia kuna nchi gani?

3. Taja nchi ambazo zipo kusini ya Afrika.

4. Nchi gani ziko kaskazini ya Afrika?

5. Bahari ya hindi iko wapi?

6. Bahari ya Mediterranean iko wapi?

7. Mali iko wapi?

Msamiati

bahari - ocean, sea
bahari ya hindi - Indian ocean

Mazoezi

- A. **Kamilisha sentensi za kifungu "A" kwa kuweka maneno sahihi kutoka kifungu "B": (Complete the sentences in "A" with the correct words from "B".)**

A

1. Wakati wa kiangazi _____
2. Watu wanapenda hali ya hewa ya Tanzania _____
3. Mwezi wa _____ hadi _____ ni _____
4. Kipindi cha baridi na upepo mkali ni msimu wa _____
5. Wakati wa mvua za vuli wakulima hupanda _____

B

- i. kipupwe.
- ii. wakulima wanatayarisha mashamba yao.
- iii. mazao kama maharage, viazi na mihogo.
- iv. kwa sababu inawaruhusu kufanya shughuli mbalimbali.
- v. Machi, Mei, masika.

- B. **Fasiri sentensi zifuatazo kwa Kiswahili: (Translate the following sentences into Kiswahili.)**

1. Farmers plant crops during the rain season.

2. After May the weather changes again.

3. This is the time when farmers prepare their farms.

4. The weather in Tanzania allows people to do their different activities.

5. It is very hot during the dry season.

HALI YA HEWA NA KILIMO TANZANIA



Watu wengi wanapenda hali ya hewa ya Tanzania kwa sababu ni nzuri. Hali ya hewa ya Tanzania inaruhusu watu kufanya shughuli mbalimbali. Kwa mfano, mwezi wa Oktoba hadi Februari ni wakati wa **kiangazi**, jua ni kali sana. Huu ni wakati ambao wakulima wanatayarisha mashamba. Mwezi wa Machi hadi Mei ni wakati wa **masika**. Wakati huu wakulima hupanda mbegu na miche katika mashamba yao. Baada ya mwezi Mei, hali ya hewa hubadilika tena na kuwa na baridi na upepo mkali mpaka mwezi Agosti. Kipindi hiki huitwa **kipupwe**. Mwezi wa Agosti hadi Septemba wakulima wanavuna mazao yao. Pia kuna kipindi cha mvua za **vuli** kuanzia mwishoni mwa mwezi Septemba hadi mwanzoni mwa Novemba. Wakati huu wakulima hupanda mbegu na miche ya muda mfupi kama maharage, viazi vitamu, viazi mviringo, mihogo, mtama na mboga za majani.

-ENGI AND -INGI

- Engi and -ingi in Kiswahili mean "many" or 'a lot' but the prefixes differ according to the noun classes.

Mfano:

M/WA	-	wanafunzi wengi	-	many students
Ji/ma	-	matunda mengi	-	many fruits
M/mi	-	miti mingi	-	many trees
Ki /vi ch/vy	-	vyumba vingi	-	many rooms
N/N	-	nyumba nyingi	-	many houses.
U/N	-	funguo nyingi	-	many keys
Mahali	-	mahali pengi	-	many places

Mazoezi

A. Kwa kutumia jedwali la hapo chini tengeneza sentensi kumi: (Using the chart below construct ten sentences)

-ENGI AND -INGI CHART

Nouns	M-/W-	Ki-/Vi-	Ji-/Ma-	N-/N-	U-/N-	Mahali
	Wengi	Vingi	Mengi	Nyingi	Nyingi	Pengi

Mifano:

1. Mimi niliwaangalia wanafunzi wengi.
2. Dar es Salaam kuna magari mengi.
3. Nyumba yangu ina vyumba vingi.
4. Walimu wa Kiswahili wana kazi nyingi.

1. _____
2. _____
3. _____
4. _____

-ENGINE AND -INGINE

If one wants to say other or another in Kiswahili, the uses of adjective particles *-engine* and *-ingine* is unavoidable. These adjective particles always take agreement with the nouns they describe as shown in the chart below.

-ENGINE AND -INGINE CHART

M-/wa-	M-/mi-	Ji-/ma-	Ki-/vi-	N-/N-	U-/N-
mwingine	mwingine	lingine	kingine	nyingine	mwingine
wengine	mingine	mengine	vingine	nyingine	nyingine

Mazoezi

A. Fasiri sentensi zituatazo kwa Kiswahili: (Translate the following sentences into Kiswahili.)

1. Other students will arrive the day after tomorrow.

2. Another tree was cut by your father.

3. Other fruits are rotten.

4. This house was built by the Germans but the other one was built by the Canadians.

5. Another dog is very fierce.

6. Another wall had fallen the day before yesterday.

7. Today I am reading this book but tomorrow I will read another one.

8. Other cars were made in Japan.


B. Tumia picha ulizopewa hapo chini kutunga sentensi kwa kutumia '-engine', na '-ingine' kama ilivyoonyeshwa katika mfano: (Construct sentences using the adjective -engine and -ingine together with the pictures as it is shown in the example below.)

Mfano:




Mtoto mmoja anasoma kitabu lakini mwingine anacheza.

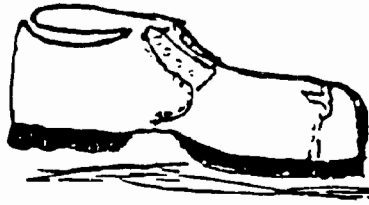
1.



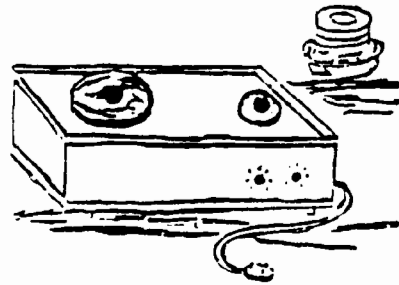

2.



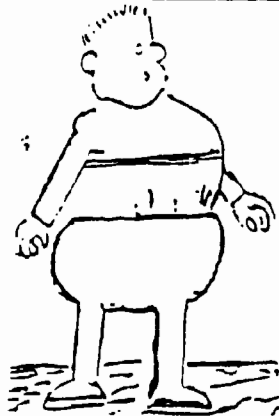
3.





4.



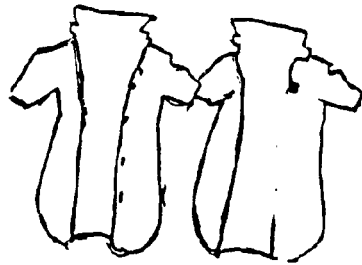
5.





6.



7.



8.



212

212


WILD ANIMALS OF TANZANIA

Msamiati:

<i>nyani</i>	-	<i>baboon(s)</i>
<i>kiboko</i>	-	<i>hippopotamus</i>
<i>sungura</i>	-	<i>rabbit(s), hare(s)</i>
<i>digidigi</i>	-	<i>dikdik</i>
<i>nyati</i>	-	<i>buffalo(s)</i>
<i>faru</i>	-	<i>rhinoceros</i>
<i>twiga</i>	-	<i>giraffe(s)</i>
<i>duma</i>	-	<i>cheetah</i>
<i>chui</i>	-	<i>leopard(s)</i>
<i>swala</i>	-	<i>gazelle, antelope</i>
<i>nyumbu</i>	-	<i>wildebeest(s)</i>
<i>ngiri</i>	-	<i>wart-hog(s)</i>
<i>simba</i>	-	<i>lion(s)</i>
<i>tembo</i>	-	<i>elephant(s)</i>
<i>pundamilia</i>	-	<i>zebra(s)</i>

Baraka: Tatu, do you know those animals?
Tatu: Ooh! Yes, that is a lion and that is an elephant.
Baraka: And who are those?
Tatu: Those are zebras, wart-hogs, wildebeests and gazelles.
Baraka: Where are the other animals?
Tatu: Let's go ahead, perhaps we'll see.
(*they are proceeding*)
Baraka: Have you seen these animals?
Tatu: Yes, these ones here are cheetah, giraffe, rhinoceros, buffalo, dikdik and rabbit.
Baraka: Have you seen a baboon and a leopard in the forest?
Tatu: Yes, but I was afraid to say because the leopard is fierce.
Baraka: No problem, next time we'll also see a hippopotamus.
Tatu: OK!



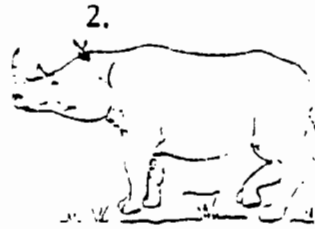
WANYAMA PORI WA TANZANIA



- Baraka: Tatu, unawajua wanyama wale?
Tatu: Ndiyo, yule ni Simba na yule ni Tembo.
Baraka: Na wale ni nani?
Tatu: Wale ni pundamilia, ngiri, nyumbu na swala.
Baraka: Wanyama wengine wako wapi?
Tatu: Labda twende mbele kidogo, tutaona
(wanaendelea)
Baraka: Umeona wanyama hawa?
Tatu: Ndiyo, hawa hapa ni duma, twiga, faru, nyati,
digidigi na sungura.
Baraka: Umeona nyani na chui msituni?
Tatu: Ndiyo, lakini niliogopa kusema kwa sababu chui
ni mkali.
Baraka: Hamna shida, siku nyingine tutaona kiboko pia.
Tatu: Sawa.

Mazoezi

A. Taja majina ya wanyama wafuatao: (Name the following animals)



ADJECTIVES WITH "VOWEL STEM"

Adjectives which have vowel stems take agreements with the nouns they qualify.

Mfano:

- aminifu - honesty, trustworthy, faithfully
- ema - good (character, used mainly of people)
- embamba - thin, narrow, slender
- ekundu - red
- epesi - light, easy
- eupe - white
- eusi - black
- erevu - cunning, crafty

These adjectives take agreements with nouns as shown in the chart below:

	M-/wa-	Ki-/vi-	M-/mi-	Ji-/ma-	N-/N-	U-/N-
Singular	mw-	ch-	mw-	j-	ny-	mw-
Plural	w-	vy-	my-	m-	ny-	ny-

Mazoezi

- A. Andika habari hii kwa kufasiri maneno yote ya Kiingereza katika Kiswahili: (Complete the passage by translating English words into Kiswahili.)

Baraka ni mtoto 'honest' sana. Yeye ni mrefu na 'thin', pia ni 'cunning'. Juzi jioni Baraka alichukua vitabu viwili, kimoja 'black' na kingine 'white'. Kitabu 'black' ni kinene kwa hiyo ni kizito lakini kitabu 'white' ni 'light'. Baada ya kuchukua vitabu Baraka alikwenda baharini. Alipita katika barabara 'narrow' ambayo ina udongo 'red'. Njiani alinunua maziwa 'white'. Baharini hakuogelea kwa sababu maji yalikuwa na 'black'.

B. Kutokana na jedwali andika vitu ambavyo Baraka huvipenda na ambavyo havipendi: (From the chart write the thing which Baraka likes and which doesn't)

	-embamba	-ekundu	-eupe	-eusi	-epesi
rangi		✓	✓	X	
msichana	✓				✓
magari		X	✓	X	
mikate	✓	✓		X	X
mlango	✓		✓		X
nyumba		✓		X	
kitabu		✓	✓	✓	✓
viti		✓	✓	X	✓

Mfano:

Baraka hupenda rangi nyekundu na nyeupe lakini hapendi rangi nyeusi.

1. _____
2. _____
3. _____
4. _____
5. _____
6. _____
7. _____

Msamiad:

pita - pass through

"KI"/"KAMA" AS "IF"

In Kiswahili the conditional tense is denoted by infix "-ki-" which is inserted between the subject prefix and the verb stem.

Mfano:

Ukijifunza Kiswahili, utaweza kuzungumza na Watanzania.
(If you learn Kiswahili, you will be able to speak to Tanzanian.)

Tukipata pesa, tutakwenda Ulaya.
(If we get money, we will go to Europe.)

When -ki- is used with monosyllabic verbs, the infinitive "-ku-" is dropped.

Mfano:

Ukinywa maziwa kila siku, utanenepa.
(If you drink milk everyday, you will get fat.)

Mkijifunza kwa bidii, mtafaulu mtihani.
(If you (pl) work hard, you will pass your exams.)



Mazoezi

- A. Maliza sentensi zifuatazo kwa kusema kitu gani kitatokea: (Complete the following sentences by stating what will happen.)

Mfano:


Akipata pesa _____.
Akipata pesa atanunua gari.

1. Akienda Moshi _____.
2. Wakinywa sumu _____.
3. Wakipata pesa _____.
4. Tukienda Ngorongoro _____.
5. Wakienda Misri _____.
6. Nikienda baharini _____.
7. Ukienda posta _____.

8. Wakinywa nyingi pombe sana _____.


B. Kwa kutumia picha andika kitu gani kitatokea kama: (Using the picture write what will happen if....)

Mfano:




Akienda baharini, ataogelea.


1.




2.




3.




4.



5.



6.



THE NEGATIVE OF "-KI-" AS "IF"
("SIPO")

When negating the conditional tense '-ki-' the particle '-sipo-' is used. It is inserted between the subject and the tense sign marker and then the second half takes the appropriate negative prefixes.

Mfano:

Usipokwenda baharini, hutaogelea.
(If you will not go to the beach, you won't swim.)

Asipokuja Tanzania, hatajifunza Kiswahili.
(If s/he will not come to Tanzania, s/he won't learn Kiswahili.)

With monosyllabic verbs the infinitive '-ku-' is retained.

Mfano:

Usipokula mayai, hutapata vitamini.
(If you will not eat eggs, you won't get vitamins.)

Mazoezi

- A. Kamilisha sentensi zituatazo kwa kutumia 'negatives' ya '-sipo-' kama '-ki-' kutokana na sentensi ya pili:
(Complete the following sentences by using '-sipo-' as negative of '-ki-' .)

Mfano:

_____ hutaona bahari.
Usipokwenda Zanzibar hutaona bahari.


1. _____ hutawaona wanyama.
2. _____ hamtaona 'Pyramids'.
3. _____ hamtakufa.
4. _____ hamtazaa watoto.
5. _____ hatawaona Kangaroo.
6. _____ sitakwenda hospitali.

7. _____ hatakamatwa na polisi.

8. _____ hatapata ajali.


B. Tumia picha zifuatazo kutunga sentensi kwa kutumia '-sipo-': (Use the following pictures to make sentences using '-sipo-'.)

Mfano:



Asipokwenda baharini hataogelea


1.



2.



3.



"-NGE-"/"-NGALI-"

-Nge- or -Ngali- are used to indicate conditional tenses either in the past or in the present. They take the position of other tenses. -Nge or -Ngali is inserted between the subject prefix and the verb.

Mfano:

Ungekuja hapa jana, ungemwona.

(If you had come here yesterday, you would have seen him.)

Wangekuwa mjini sasa, wangeweza kununua nguo.

If they were in town now, they would have buy clothes.

Mfano:

Ningalimwona, ningalisema na yeye.

(If I had seen her, I would have talked to her.)

Kama angalijua kwamba unakuja, angalipika chakula kizuri.

(If she had known that you were coming, she would have prepared very nice food.)

Mazoezi

A. Fasiri sentensi zifuatazo kwa Kiswahili: (Translate the following sentences into Kiswahili.)

1. If the farmers were to plant crops early, they would be able to harvest many crops.

2. If the students were to study hard they would be able to pass the examinations.

3. If I had enough money I would have married 'Malaika'.

4. If my mother had cooked ugali, the guest would have enjoy the meal.

5. If Tatu were to come Baraka would have been happy.

B. Oanisha sentensi za A na za B ili zilete maana. (Match the sentences from A with B in order to make sense.)

- | A | B |
|---------------------------|----------------------------------|
| 1. Ningekwenda Arusha | a. ungalilewa sana |
| 2. Ungalikunywa pombe | b. wangeweza kumwona baba |
| 3. Wangekuja leo | c. ningeweza kuona mlima mrefu |
| 4. Tungalijua amefika | d. angemkuta mkurugenzi |
| 5. Angeshinda | e. tungalikwenda uwanja wa ndege |
| 6. Kama angesubiri kidogo | f. angepata zawadi nyingi |

- _____
- _____
- _____
- _____
- _____
- _____

C. Tunga sentensi za '-nge-' na '-ngali-' kwa kutumia maneno haya: (Using '-nge-' and '-ngali-' construct sentences using the following words.)

kuwa, kuwa na, kunywa, piga simu, sikiliza, lala

Mfano:

Ningekuwa Mtanzania, ningefundisha Kiswahili.

- _____
- _____
- _____
- _____
- _____
- _____

Msamiati:

mkurugenzi - director
uwanja wa ndege - airport

TANZANIANS

Msamiati:		
<i>makabila</i>	-	<i>ethnic groups</i>
<i>zaidi ya</i>	-	<i>more than</i>
<i>lugha</i>	-	<i>language</i>
<i>hata hivyo</i>	-	<i>even though</i>
<i>asilimia</i>	-	<i>percent, percentage</i>
<i>utamaduni</i>	-	<i>culture</i>
<i>pengine</i>	-	<i>sometimes</i>
<i>tofauti</i>	-	<i>different</i>
<i>vyakula vikuu</i>	-	<i>staple foods</i>
<i>mahindi</i>	-	<i>maize</i>

Tanzania has more than 25 million people. Many people in Tanzania are farmers who work in their farms and few Tanzanians work in office and factories.

In Tanzania there are more than 125 ethnic groups. Each ethnic group has its own language for instance the chagga who live in Kilimanjaro region speak chagga language. The Haya who live in Kagera region speak haya language. The Nyakyusa who live in Mbeya region speak nyakyusa language.

Since the national language is Kiswahili, a big percentage of Tanzanians speak Kiswahili. Each tribe has its own culture which sometimes is totally different to other tribes.

The staple foods of Tanzania are banana, maize, cassava, millet and rice.

WATANZANIA



Tanzania ina watu zaidi ya milioni 25. Watu wengi katika Tanzania ni wakulima ambao hufanyakazi katika mashamba yao na watu wachache hufanya kazi maofisini na viwandani.

Katika Tanzania kuna makabila zaidi ya 125. Kila kabila lina lugha yake kwa mfano Wachaga ambao wanaishi katika mkoa wa Kilimanjaro husema kichaga. Wahaya ambao huishi mkoa wa Kagera husema kihaya. Wanyakusa ambao huishi mkoa wa Mbeya husema kinyakusa.

Kwa kuwa lugha ya Taifa ni Kiswahili, asilimia kubwa ya Watanzania wanasema Kiswahili. Kila kabila lina utamaduni wake ambao pengine ni tofauti kabisa na makabila mengine.

Vyakula vikuu vya Watanzania ni ndizi, mahindi, mihogo, mtama na mchele.

Mazoezi

A. Kutokana na habari uliyosoma jibu maswali yafuatayo:
(According to the passage you've read answer the following questions.)

1. Tanzania ina watu wangapi?

2. Je, Watanzania wengi ni wakulima au wafanyakazi?

3. Wakulima hufanya kazi wapi?

4. Katika Tanzania kuna makabila mangapi?

5. Wachaga huishi katika mkoa gani?

6. Lugha ya Taifa Tanzania ni lugha gani?

7. Familia yako hapa Tanzania ni kabila gani?

8. Baba yako hapa Tanzania anafanya kazi gani?

9. Nchi ya Marekani ina watu wangapi?

10. Je, Wamarekani wengi ni wakulima au wafanyakazi?

- B. Jaza nafasi zilizo wazi kutokana na habari uliyosoma kuhusu Watanzania: (Fill in the blanks according to the text you've read about Tanzanians.)

MKOA	KABILA	LUGHA	CHAKULA
Bukoba			
Mwanza		Kisukuma	
Arusha	Wamasai		
	Wachaga		ndizi
Mbeya			
Mtwara			

- C. Eleza kwa ufupi kuhusu nchi yako: (Explain briefly about your country.)

COLOURS

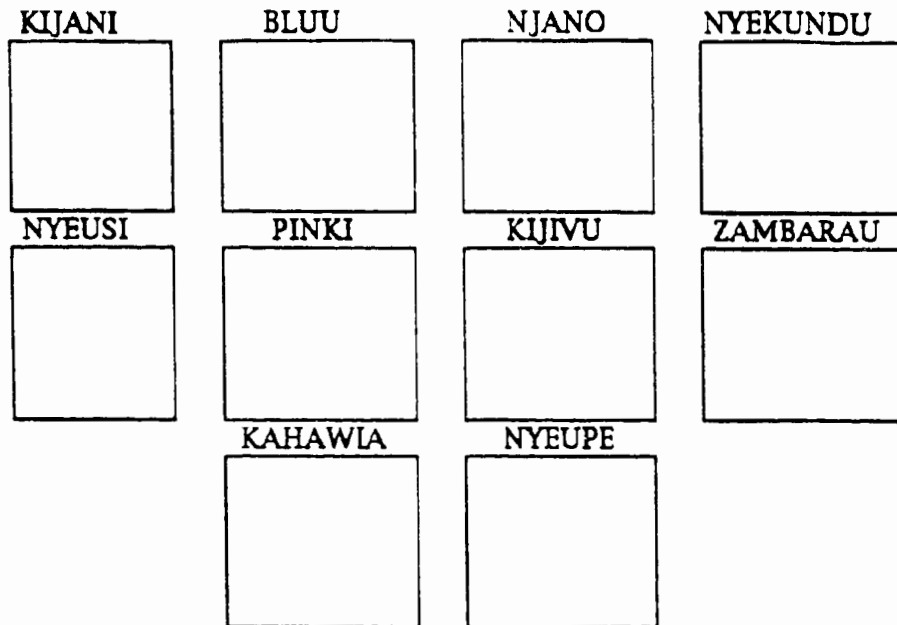
Msamiati:

<i>bluu</i>	-	<i>blue</i>
<i>kijani</i>	-	<i>green</i>
<i>njano</i>	-	<i>yellow</i>
<i>pinkii</i>	-	<i>pink</i>
<i>kijivu</i>	-	<i>grey</i>
<i>zambarau</i>	-	<i>purple</i>
<i>kahawia</i>	-	<i>brown</i>
<i>bendera</i>	-	<i>flag</i>
<i>madini</i>	-	<i>minerals</i>
<i>almasi</i>	-	<i>diamond</i>
<i>dhahabu</i>	-	<i>gold</i>
<i>maliasili</i>	-	<i>natural resource</i>
<i>misitu</i>	-	<i>forests</i>



Many people in Tanzania like different colours like, blue, green, yellow, red, black, white, pink, grey, purple and brown. The National flag of Tanzania has four colours which are blue, black, yellow and green. These colours in this flag have different meanings. For example the blue colour represents water of the sea, lakes and rivers in Tanzania. The yellow colour represents different minerals in this country like diamond, gold, etc. The black colour represents the people of Tanzania because many Tanzanian are black. The green colour represents the natural resources of Tanzania which are trees, forests, grass, etc. Many people also buy their clothes according to the colours which they like.

RANGI



Watu wengi hapa Tanzania hupenda rangi mbali mbali kama bluu, kijani, njano, nyekundu, nyeusi, nyeupe, pinki, kijivu, zambarau na kahawia. Bendera ya Taifa ya Tanzania ina rangi nne ambazo ni bluu, nyeusi, njano na kijani. Rangi hizi katika bendera hii zina maana tofauti. Kwa mfano bluu ni rangi ambayo inawakilisha maji ya bahari, maziwa na mito katika Tanzania. Rangi ya njano inawakilisha madini mbali mbali katika nchi hii kama almasi, dhahabu n.k. Rangi nyeusi inawakilisha watu wa Tanzania kwa sababu Watanzania wengi ni weusi. Rangi ya kijani inawakilisha maliasili ya Tanzania ambayo ni miti, misitu, majani n.k. Pia watu wengi hununua nguo zao kutokana na rangi ambazo wanazipenda.

Note:

The colours red, black and white in Kiswahili stand as adjectives with vowel stems i.e. -ekundu, -eupe, -eusi so they can take different agreements from different noun classes.

Mazoezi



A. Jibu maswali yafuatayo: (Answer the following questions.)

1. Wewe unapenda rangi gani?

2. Unafikiri rafiki yako anapenda rangi gani?

3. Bendera ya Taifa ya Marekani ina rangi gani?

4. Bendera ya Taifa ya Tanzania ina rangi gani?

5. Andika madini ambayo unayajua.

B. Andika maana ya rangi na alama ambazo zipo katika bendera ya Taifa lako: (Explain the meaning of the colours and symbols which are in your National flag.)

C. Fasiri sentensi zifuatazo katika Kiswahili: (Translate the following sentences into Kiswahili.)

1. I have a blue shirt.

2. Few Tanzanians are not black.

3. My mother has brown shoes.

4. We like yellow and green colours.

5. They like the colours of our National flag.

6. Baraka and Tatu like green vegetables.

7. The children are wearing white shirts.

8. Baraka's team wore red and white colored jerseys.

9. My black book is ...

10. I have a brown trousers.

Msamlati:

<i>mboga</i>	-	<i>vegetables</i>
<i>suruali</i>	-	<i>trousers</i>
<i>jezi</i>	-	<i>jersey</i>
<i>timu</i>	-	<i>a team</i>

FESTIVALS

Msamiati:

<i>kanisa</i>	-	<i>church</i>
<i>msikiti</i>	-	<i>mosque</i>
<i>viongozi</i>	-	<i>leaders</i>
<i>hotuba</i>	-	<i>speech</i>
<i>sikukuu</i>	-	<i>festival(s)</i>
<i>dini</i>	-	<i>religion</i>
<i>tukufu</i>	-	<i>holy</i>
<i>harusi</i>	-	<i>wedding</i>
<i>hudhuria</i>	-	<i>attend</i>
<i>onekana</i>	-	<i>be seen</i>
<i>jando na unyago</i>	-	<i>initiations for boys and girls respectively</i>
<i>aina</i>	-	<i>type, kind</i>
<i>sherehekea</i>	-	<i>celebrate</i>



In Tanzania there are many different festivals, there are government, religious and traditional festivals. The Government and religious festivals are public holidays.

During government festivals, leaders give different speeches and attend different government ceremonies which are celebrated in different regions or different places in the country.

The Government festivals are Independence day 9/12, Union day 26/4, Workers day 1/5, Revolution day 12/1, Farmers day 8/8 and New year 1/1.

Religious festivals, christians go to churches to pray and moslems go to mosques. Some people like to visit relatives and friends.

Religious festivals are Christmas 25/12, Easter, Idd-el-Fitri, Idd-el-Haji and Maulid. Christmas and Easter are for christians and Idd-el-Haji, Idd-el-Fitri and Maulid are for moslems.

Idd - el - Haji is celebrated before the people return from Mecca. Idd-el-Fitri is celebrated after the holy month of Ramadhani. Maulid is a festival to remember the birth of the prophet Mohammad. Also Islamic festivals depend on the sighting of the moon.

Also we have traditional festivals like wedding, Initiations and remembering of the ancestors. All traditional festivals are not public holidays but are celebrated by the people concerned.

SIKUKUU



Katika Tanzania kuna sikukuu za aina mbalimbali, kuna sikukuu za serikali, dini na jadi. Sikukuu za serikali na za dini, watu wanapumzika.

Wakati wa sikukuu za serikali viongozi wanatoa hotuba mbalimbali na kuhudhuria sherehe zinazofanyika mikoani au sehemu tofauti hapa nchini.

Sikukuu za serikali ni kama Uhuru kila tarehe 9/12, Muungano 26/4, Wafanyakazi 1/5, Mapinduzi 12/1, Wakulima 8/8 na Mwaka mpya 1/1.

Sikukuu za dini, wakristu wanakwenda makanisani kusali na waislamu wanakwenda misikitini. Wengine wanapenda kutembelea ndugu na marafiki.

Sikukuu za dini ni kama Krismasi 25/12, Pasaka, Idd-el-Fitri, Idd-el-Haji na Maulidi. Krismasi na Pasaka ni kwa wakristu na Idd-el-Haji, Idd-el-Fitri na Maulidi ni kwa waislamu.

Idd - el - Haji inasherehekewa kabla ya watu kurudi kutoka Mecca. Idd el Fitri inasherehekewa baada ya mwezi mtukufu wa Ramadhani. Maulidi ni sikukuu ya kukumbuka kuzaliwa kwa Mtume Mohammad.

Sikukuu zote za kiislamu zinategemea kuonekana kwa mwezi. Pia tuna sikukuu za jadi kama vile harusi, jando na unyago na kuwakumbuka wahenga. Sikukuu zote za jadi watu hawapumziki isipokuwa husherehekewa na watu wanaohusika tu.

Mazoezi

A. Kutokana na habari uliyosoma jibu maswali yafuatayo:
(From the passage you have read, answer the following questions.)

1. Taja sikukuu za Tanzania.

2. Krismasi ni sikukuu gani?

3. Uhuru ni tarehe ngapi?

4. Sikukuu gani watu hawapumziki?

5. Unapenda sikukuu gani katika nchi yako?

B. Kutokana na habari uliyosoma andika kweli/uongo:
(According to the passage you have read write true/false.)

1. Idd-el-haji ni sikukuu ya serikali. _____

2. Sikukuu za serikali viongozi wanatoa hotuba. _____

3. Sikukuu ya wakulima ni tarehe 1/1. _____

4. Pasaka waislamu wanakwenda kanisani. _____

5. Muungano ni sikukuu ya dini. _____

6. Jando na unyago ni sikukuu za jadi. _____

7. Sikukuu za jadi Watanzania hawapumziki. _____

8. Katika Tanzania hakuna sikukuu za dini. _____

9. Maulidi ni sikukuu ya kuzaliwa Yesu. _____

10. Idd el Haji na Maulidi ni sikukuu za waislamu. _____

"-ISHA-" AND "-JA-" USING "-ME-" TENSE

-ISHA- is literally translated as *already*. It is one of the Kiswahili constructions which describes completed events.

Mfano:

- Nimekwishaandika barua. - I have already written a letter.
Umekwishaandika barua. - You have already written a letter.
Amekwishaandika barua. - S/he has already written a letter.

Special forms are also accepted in Kiswahili language, whereby "-kw-" does not appear in the sentences without changing the meaning.

Mfano:

- Nimeishaandika barua. - I have already written a letter.
Umeishaandika barua. - You have already written a letter.
Ameishaandika barua. - S/he has already written a letter.
Nimeshaandika barua. - I have already written a letter.
Umeshaandika barua. - You have already written a letter.

-JA-

-ja- is the negative of *"-me-"* tense which describes an uncompleted event. Therefore *"-ja-"* is literally translated as **not yet**.

Mfano:

- Nimekwishaandika barua. - Sijaandika barua.
(I have already written a letter.) - (I have not yet written a letter.)
Nimeshaoa. - Sijaoa.
(I have already married.) - (I have not yet married.)

Mazoezi

- A. Badili sentensi zifuatazo kwa kukataa: (Change the following sentences into negative.)

Mfano:

- Nimeshajifunza Kiswahili Marekani. - Sijajifunza Kiswahili Marekani.

1. Umeshaandika barua kwa kaka yako.

2. Ameshaangalia video.

3. Wameishalala.

4. Mmeshasoma kitabu cha Kiswahili.

5. Mmekwishafikiri sana.

6. Mmeshakula chakula cha asubuhi.

7. Wameshaendesha gari.

8. Amekwishakwenda mjini.

B. Fasiri sentensi zifuatazo katika Kiswahili: (Translate the following sentences into Kiswahili.)

1. She has already gone to the market.

2. We have already eaten food.

3. You have already written a letter.

4. Have you (pl) already listened to the radio?

5. We have already watched the video.

6. Have they already finished the work?

C. Badili sentensi za zoezi "B" kwa kukataa: (Change the sentences from exercise "B" into negative.)

1. _____

2. _____

3. _____

4. _____

5. _____

6. _____

NOUN CLASS AGREEMENT CHART

NOUN CLASSES	M-/Wa	ki-/vi-/ Ch-/Vy-	M-/Mi-	Ji-/Ma-	N-/N-	U-/N	Maha!		
							General places	Specific places	Insideness
Singular Proximal (This) Referential (That) Distant (That)	Huyu	Ikil	Huu	Hili	Hii	Huu	Huku	Hapa	Humo
	Huyo	Ikicho	Huo	Hilo	Hiyu	Huo	Huko	Hapo	Humo
	Yule	Kile	Ile	Ile	Ile	Ile	Kule	Pale	Mle
PLURAL PRONOUNS Plural Proximal (These) Referential (Those) Distant (Those)	Hawa	Ihvi	Hii	Haya	Hizi	Hizi			
	Hao	Ihicho	Hyo	Hayo	Hizo	Hizo			
	Wale	vile	Ile	Yale	Zile	Zile			
INFINITIVE PRONOUNS	W-(y-)* W-(z-)	ch- vy-	w- y-	l- y-	y- z-	w- z-	kw-	p-	mw-
ADJECTIVE PRONOUNS	M-(mw-) wa-(w-)	ki-(ch-) vi-(vy-)	m-(mw-) mi-(my-)	-(ji-)* ma-(m-)	n-ny- ni-(ny-)	m-(mw-) ni-(ny-)	ku-	pa-	mw-
RELATIVE PRONOUNS as, at, of	w- w-	ch- vy-	w- y-	l- y-	y- z-	w- z-	kw-	p-	mw-
ADJECTIVE CLAUSES WHO, WHICH, WHOM, WHERE, HOW	-ye -o	-cho -vyo	-o -yo	-lo -yo	-yo -zo	-o -zo	-ko	-po	-mo
CLAUSES all, whole, both	w-	ch- vy-	w- y-	l- y-	y- z-	w- z-	k-	p-	mw-
INFL. PRONOUNS many, 2, 3rd	w-engl	v-inkl	m-inkl	ni-engl	ny-inkl	ny-inkl	kw-inkl	pe-inkl	-
RELATIVE PRONOUNS mother, the other, others, some	mw-ingne w-englne	k-ingne v-inklne	mw-ingne m-inklne	j-ingne ni-inklne	ny-ingne ny-inklne	mw-ingne ny-inklne	kw-ingne	p-englne	
ADJECTIVE PRONOUNS mini v-ve y-ye ni- mi- wa-	ki- U- A- Tu- M- Wa-	ki- vi- vi-	U- l- l-	li- Ya- Ya-	l- Zi- Zi-	U- Zi- Zi-	Ku-	pa-	M-
RELATIVE PRONOUNS mini v-ve y-ye ni- mi- wa-	-ni -ku- -m- & -mw -tu- -u- -wa-	-ki- -vi- -vi-	-u- -l- -l-	-li- -ya- -ya-	-l- -zi- -zi-	u -zi -zi	-ku-	-pa-	

241

241

242

BEST COPY AVAILABLE

143

NOUN CLASSES	M/Wa	Ki/Vi Ch/Vy	M/Mi	Ji/Ma	N/Ni	U/Ni	Mahan		
							General places	Specific places	Insiderness
REFLEXIVE PRON ji as "Self" or "Selves"	ji-	-ji-	ji	-ji-	ji	ji-	ji	ji	ji
AGREEMENTS FOR LOCATIVE SUFFIXES -ko -po -mo	ni- u- yu- tu- m-	ki- vi-	u- i-	li- ya-	i- zi-	u- zi-	ku-	pa-	
NEGATIVE SUBJECT PREFIXES mami wewe yeje sisi moya wao	si- hu- ha- hata- ham- hawa-	haki havi-	hau- hat-	hali- haya-	hau hazi	hau hazi-	haku-	hapa-	ham
ENVIWE as myself, yourself, itself, her self, ourselves etc.	mw- w-	chi- si-	w- y-	i- y-	y- z-	w- z-	kw-	p-	mw-
"ENVI" as having	mw- w-	chi- si-	w- y-	i- y-	y- z-	w- z-	kw-	p-	mw-
Adjective of numbers which take agreements are -moja, -wili, -tatu, -ne, -tano, -tane	m-	ki-	m-	-	-	m-	-	(pa-)	-
Typical examples to represent the classes	mitoto wa-toto	kitabu vi-tabu	mti miti	gari magari	nyumba nyumba	nyuma nyuma	nyumbi	nyumbi	ofisini
					n b -wili becomes mbili in Nos agreement	n b -wili becomes mbili in Nos agreement			

*- refu takes "nd-" as an agreement, - baya takes "m-", in N-/N- class
- pya takes "j-" in Ji/Ma class singular.

Note: * These nouns baba, mama, bibi, babu, shangazi, binamu, rafiki, marafiki, dada, kaka etc. take 'y-' in possessive agreements singular and 'z-' in possessive agreement plural.

REFLEXIVE INFIX "-JI-" AS SELF/SELVES

So far we have seen different types of object infixes. Another type of object infix which is commonly used in Kiswahili is the reflexive infix "-ji-" which denotes the action someone is doing to himself, herself or themselves.

"-Ji-" as a reflexive infix does not change with personal pronouns. This means that "-Ji-" is used in all pronouns.

Mfano:

Ninajiangalia katika kioo.	-	I am looking at myself in the mirror.
Unajiangalia.	-	You are looking at yourself.
Anajiangalia.	-	S/he is looking at himself or herself.
Wanajiangalia.	-	They are looking at themselves.

Mazoezi

- A. **Andika sentensi kumi kwa kutumia maneno uliyopewa hapo chini: (Write ten sentences using the words given below)**

saidia, tunza, kuna, kata, endesha, furahisha, umiza, kwaa, penda, angalia

1. _____
2. _____
3. _____
4. _____
5. _____
6. _____
7. _____
8. _____
9. _____
10. _____

B. Tumia '-ji-' kueleza watu ambao wako katika kila picha wanafanya nini: (Use '-ji-' to describe what are these people doing in each picture)

1



2



3



4



5



6



7



8



Msamiati:

tunza - take care, look after
kata - cut
kuna - scatch

furahisha - make happy
umiza - injure, hurt
kwaa - stumble

AT A TANZANIAN'S HOME

Msamiati:

<i>kujitolea</i>	-	<i>to volunteer</i>
<i>jiko la mkaa</i>	-	<i>charcoal stove</i>
<i>jiko la kuni</i>	-	<i>firewood stove</i>
<i>mkeka</i>	-	<i>mat</i>
<i>choo cha shimo</i>	-	<i>pit latrine</i>
<i>shangaza</i>	-	<i>be suprised</i>
<i>uliza</i>	-	<i>ask</i>
<i>shangaza</i>	-	<i>be subrised</i>
<i>uliza swali</i>	-	<i>ask a question</i>



Brian and Suzan are Americans. They came to Tanzania last year. They are volunteer teachers. Last month they went to Arusha to visit the family of Mr. Baraka. Mr. Baraka was very happy to see them. They talked about school and students. Brian and Suzan were also happy because they were able to meet with the father, mother and uncle of Mr. Baraka. The family of Mr. Baraka has one house of three rooms. The father, mother and uncle are staying together because Tanzanians like to help each other. Brian and Suzan were suprised to see many people at Mr. Baraka's home. They asked the mother, "Where are all the people sleeping?" Mother answered, "Others sleep in one room, and others sleep in the living room on the coach or mat." They also saw a cooking place. Mother said, "We cook outside using firewood or a charcoal stove." Baraka also showed them a pit latrine. They were very much surprised because the toilets were different from those in America. Mother cooked for them a delicious food that day and they ate together with hands. Brian and Suzan were very happy to visit Mr. Baraka's family.

NYUMBANI KWA MTANZANIA



Brian na Suzana ni Wamarekani. Walikuja Tanzania mwaka jana. Wao ni walimu wa kujitolea. Mwezi uliopita walikwenda Arusha kutembelea familia ya Bwana Baraka. Bwana Baraka alifurahi sana kuwaona. Walizungumza habari za shuleni pamoja na wanafunzi. Brian na Suzana walifurahi pia kwa sababu waliweza kuwaona baba, mama na mjomba wa Baraka. Familia ya Bwana Baraka ina nyumba moja ya vyumba vitatu. Baba, mama na mjomba wote wanaishi pamoja kwa sababu Watanzania wanapenda kusaidiana. Brian na Suzana walishangaa kuwaona watu wengi nyumbani kwa Bwana Baraka. Walimwuliza marna, "Watu wote wanalala wapi?" Mama alijibu, "Wengine wanalala katika chumba kimoja na wengine wanalala sebuleni kwenye makochi au mkeka." Waliona pia mahali pa kupikia. Mama alisema, "Tunapikia nje kwa kutumia kuni au jiko la mkaa." Baraka aliwaonyesha pia choo cha shimo. Walishangaa sana kwa sababu vyoo vilikuwa tofauti na vile vya Marekani. Mama aliwapikia chakula kizuri sana siku hiyo na walikula pamoja kwa mikono. Brian na Suzana walifurahi sana kuitembelea familia ya Bwana Baraka.

Mazoezi

A. Kutokana na habari uliyoisoma jibu maswali yafuatayo:
(Answer the following questions according to the passage you have read)

1. Brian na Suzana ni nani?

2. Brian na Suzana wanafanya nini Tanzania?

3. Walitembelea familia ya nani?

4. Watu gani wanaishi nyumbani kwa mzee Baraka?

5. Brian na Suzana walimwuliza mama maswali gani?

6. Bwana Baraka aliwaonyesha nini? Baada ya kuwaonyesha walifanya nini?

B. Andika sentensi kumi kwa kutumia maneno yafuatayo:
(Write ten sentences using the following words)

jitolea, laini, jiko la kuni, karatasi, tembelea, shangaa, mkeka, choo cha shimo, sebule, maswali.

1. _____

2. _____

3. _____

4. _____

5. _____

6. _____


7. _____

8. _____

9. _____

10. _____

C. Andika tofauti kumi kati ya picha zifuatazo: (Write ten differences between the following pictures)



1. _____
2. _____
3. _____
4. _____
5. _____
6. _____
7. _____
8. _____
9. _____
10. _____

"-VYO-" AS "HOW"

-Vyo- is a relative of manner which could be used to mean "as" "as far as" like, and how depending on how it is used.' When used with "jinsi", or "namna" -vyo- means how. But at this point we will only deal with -vyo- as "how."

Mfano:

Nitakufundisha **jinsi** ninavyofanya kazi yangu.

(I will teach you how I do my job.)

Atakuonyesha **nama** alivyocheza dansi.

(She will show you how she danced.)



Mazoezi

- A. **Andika sentensi kwa kutumia 'vyo' na matendo uliyopewa hapo chini kama ilivyoonyeshwa katika mfano: (Write sentences using relative of mannervyo" with the verbs given below as it's shown in the example)**

Mfano:

Nitakufundisha **jinsi** ninavyopika ugali.

Tafadhali unifundishe unavyopika ugali.

1. fundisha

2. penda

3. onyesha

4. eleza

5. ambia

6. elewisha

7. jua

8. zungumza

B. Fasiri sentensi zifuatazo katika Kiswahili: (Translate the following sentences into Kiswahili)

1. I don't like the way you walk.

2. We know how you cook pizza.

3. We will tell you how we keep cows.

4. I like the way she speaks.

5. Can you show me how you (pl) use a computer?

6. I know how they were able to kill the lion.

7. I don't know how he was able to get the money to buy this car.

8. Show me the way you dance.

9. I will tell you how I got the news.

10. She likes the way Maradona play's soccer.

Msamiati:

elewesh - cause to understand

fuga - keep animals, tame

TRANSPORT IN TANZANIA

Msamiati:

<i>kueleza</i>	-	<i>to explain</i>
<i>usafiri</i>	-	<i>transport</i>
<i>reli</i>	-	<i>railway</i>
<i>barabara</i>	-	<i>road</i>
<i>ndege</i>	-	<i>aeroplane, bird</i>
<i>pikipiki</i>	-	<i>motorcycle</i>
<i>shirika</i>	-	<i>cooperation, an organisation</i>
<i>futwa</i>	-	<i>be cancelled, be rubbed</i>
<i>usafirishaji</i>	-	<i>transportation</i>

Baraka speaks with Suzana.

Suzan: How are you today Baraka?

Baraka: Fine, how is your home?

Suzan: Fine. Excuse me Baraka, can you explain to me about transport in Tanzania?

Baraka: No problem, here in Tanzania there are four main means of transport namely rail, road, air and water. Many people like to travel by road and water. Other people who live in the villages travel on foot, by bicycles and by motorcycles.







Suzan: Why many people do not like to travel by plane?

Baraka: It is because travelling by plane is very expensive.

Suzan: Thank you very much for your explanations.

Baraka: Thanks, you're welcome again.

USAFIRI TANZANIA



Baraka anazungumza na Suzana.

Suzana: Habari za leo Baraka?

Baraka: Nzuri, habari za nyumbani?

Suzana: Njema tu. Samahani Baraka unaweza kunieleza kuhusu usafiri hapa Tanzania?

Baraka: Hamna shida, hapa Tanzania kuna usafiri wa aina kuu nne, usafiri wa reli, barabara, anga na majini. Watu wengi wanapenda kusafiri kwa barabara na majini. Watu wengine wanaoishi vijijini wanasafiri kwa miguu, baiskeli na pikipiki.

Suzana: Kwa nini watu wengi hawapendi kusafiri kwa ndege?

Baraka: Ni kwa sababu kusafiri kwa ndege ni ghali sana.

Suzana: Asante sana kwa maelezo yako.

Baraka: Asante, kariou tena.

Mazoezi

A. Jibu maswali yafuatayo: (Answer the following questions)

1. Baraka alizungumza na nani?

2. Suzana alitaka kujua nini kuhusu Tanzania?

3. Watu wengi wanapenda kusafiri kwa usafiri gani katika Tanzania?

4. Tanzania kuna njia ngapi kuu za usafiri?

5. Watu wengi wa vijijini wanasafirije?

6. Kwa nini watu wengi hawapendi kusafiri kwa ndege?

7. Katika nchi yako kuna njia ngapi za usafiri?

B. Kwa kutumia maneno uliyopewa hapo chini tunga sentensi kumi: (Using vocabulary given below construct ten sentences:)

usafiri, reli, barabara, ndege, meli, vijiji, miguu, baiskeli, pikipiki, futwa, njia.

1. _____
2. _____
3. _____
4. _____
5. _____
6. _____
7. _____
8. _____
9. _____
10. _____

BRIAN'S JOURNEY

Msamiati:

<i>voluntia</i>	-	<i>volunteer</i>
<i>leta</i>	-	<i>bring</i>
<i>tiketi</i>	-	<i>a ticket</i>
<i>stendi</i>	-	<i>stand</i>
<i>basi</i>	-	<i>bus</i>
<i>pumzika</i>	-	<i>rest</i>
<i>hadi</i>	-	<i>until, up to</i>
<i>fuata</i>	-	<i>follow</i>
<i>onana</i>	-	<i>see each other</i>
<i>kidato</i>	-	<i>form</i>
<i>daladala</i>	-	<i>local town bus</i>



Brian is a volunteer. He studied Kiswahili in Arusha town for five weeks. After learning Kiswahili, Brian went to Mbeya to see the school which he will be teaching.

Rita brought money to Arusha and Stanley Nina bought a ticket of Safina bus for six thousand and five hundred shillings for Brian's journey.

On Saturday morning, Brian went to Arusha bus stand and took the Safina bus and sat on seat number five.

The bus left Arusha at eight in the morning and passed Singida, Dodoma and Iringa regions. Brian arrived in Mbeya on Sunday morning at nine.

After arriving in Mbeya, Brian went to a hotel to drink tea. Later he went to Loleza school by a "daladala" bus. When he arrived at Loleza school he met the teacher on duty Mr. Mwakanyamale who gave him a place to rest until the next day.

On the following day Brian met with the Head of the school, Mama Mwakisyombwe who allocated him a house to live in and a form which he will teach.

SAFARI YA BRIAN



Brian ni voluntia. Alijifunza Kiswahili mjini Arusha kwa wiki tano. Baada ya kujifunza Kiswahili, Brian alikwenda Mbeya kuangalia shule ambayo atafundisha.

Rita alileta pesa Arusha na Stanley Nina alikata tiketi ya basi la Safina kwa bei ya shilingi elfu sita na mia tano kwa safari ya Brian. Siku ya Jumamosi asubuhi, Brian alikwenda stendi ya mabasi ya Arusha na alipanda basi la Safina, akakaa kiti namba tano. Basi liliondoka Arusha saa mbili asubuhi na lilipita mikoa ya Singida, Dodoma na Iringa. Brian alifika Mbeya siku ya Jumapili saa tatu asubuhi.

Baada ya kufika Mbeya, Brian alikwenda hotelini kunywa chai. Baadaye alikwenda shuleni Loleza kwa basi la "daladala". Alipofika shuleni Loleza alimkuta mwalimu wa zamu Bwana Mwakanyamale ambaye alimpa mahali pa kupumzika hadi kesho yake. Siku iliyofuata Brian alionana na Mkuu wa shule, Mama Mwakisyombwe ambaye alimpa nyumba ya kuishi na kidato ambacho atafundisha.

Mazoezi

A. Jibu maswali yafuatayo: (Answer the following questions)

1. Brian alikwenda wapi?

2. Brian alijifunza nini Arusha?

3. Kwa nini Brian alikwenda Mbeya?

4. Brian alikwendaje Mbeya?

5. Brian aliondoka Arusha saa ngapi?

6. Brian alipita mikoa gani?

7. Basi lilifika Mbeya lini na saa ngapi?

8. Alipofika Mbeya, Brian alifanya nini?

9. Brian alifikaje shuleni Loleza?

10. Mkuu wa shule alifanya nini baada ya kumuona Brian?

11. Nani alikata tiketi ya basi la Safina?

12. Nani alileta pesa Arusha?

13. Mwalimu wa zamu alikuwa nani?

B. Andika kweli/uongo: (Write true/false)

1. Brian alijifunza Kiswahili mjini Mbeya. _____
2. Brian alikwenda Mbeya siku ya Jumapili. _____
3. Rita alikata tiketi ya basi la safina. _____
4. Brian alipita mikoa ya Singida, Dodoma, Tanga na Iringa. _____
5. Brian alifika Mbeya siku ya Jumapili. _____
6. Brian alikunywa chai shuleni Loleza. _____

ADJECTIVES OF ARABIC ORIGIN

Adjectives of Arabic origin are adjectives derived from the Arabic language which do not take any agreements from the nouns they qualify. A few examples of these are:

bora	-	best, better, excellent
bure	-	useless, free
ghali	-	expensive
hodari	-	efficient, able, energetic, strong, clever
kamili	-	complete, exactly
kila	-	every, each
laini	-	soft, smooth
maridadi	-	fancy, adorned, fancifully
maskini	-	poor
rahisi	-	cheap, easy
sawa	-	alike, equal
tele	-	plenty of, many, much
wazi	-	clear, open, plain



Mazoezi

- A. Tumia adjectives ulizopewa chini kukamilisha sentensi zifuatazo: (Use the adjectives given below to complete the following sentences)

bure, ghali, hodari, kamili, kila, laini, rahisi, tele

1. _____ mwaka wakulima hupanda mazao.
2. Sikuinunua redio hii niliipata _____.
3. Nitakwenda shuleni saa mbili _____.
4. Mkulima _____ alipata mazao mengi.
5. Hapa Tanzania matunda ni bei _____ kuliko Marekani.
6. Ngorongoro kuna wanyama _____.
7. Wazee hupenda kula nyama _____.
8. Ni _____ kujifunza Kiswahili.

B. Fasiri sentensi hizi katika Kiswahili: (Translate these sentences into Swahili.)

1. When you go to Kenya it's better to learn Kiswahili.

2. Every Tanzanian can speak Kiswahili.

3. There are plenty of things in the shop.

4. We liked soft breads.

5. Tanzania is the best country for foreigners.

6. I got this car free.

7. Baraka is an efficient student.

8. Tatu is wearing a fancy dress.

9. I will not die poor.

10. Baraka's age is equal to Brian's.

C. Jaza neno ambalo ni kinyume cha neno lililokolezwa wino: (Fill the word which is opposite to the bolded word.)

Mfano:

Jim ni mtoto **mbaya** lakini Edo ni mtoto **mzuri**

1. Mercedes Benz ni magari **ghali** sana lakini Toyota ni _____

2. Mwanafunzi huyu ni **mvivu** lakini mwanafunzi yule ni _____

3. Mzee huyu ni **tajiri** sana lakini mzee yule ni _____

4. Mikumi kuna wanyama **wachache** lakini Ngorongoro kuna wanyama _____.

5. Mlango wa chumba chako umefungwa lakini wa chumba changu uko _____.

6. Nyama ya Tembo ni ngumu sana lakini nyama ya Sungura ni _____.

GLOSSARY

A

<i>Afrika ya kusini</i>	-	South Africa
<i>agiza</i>	-	order
<i>ahaa!</i>	-	oh! (I see!)
<i>aina</i>	-	type, kind
<i>akaunti</i>	-	account
<i>akiba</i>	-	savings
<i>almasi</i>	-	diamond
<i>ambia</i>	-	tell
<i>anza</i>	-	start, begin
<i>asilimia</i>	-	percent, percentage

B

<i>baada ya</i>	-	after
<i>baba</i>	-	father
<i>baba mdogo</i>	-	father's younger brother
<i>baba mkubwa</i>	-	father's elder brother
<i>babu</i>	-	grandfather
<i>badala ya</i>	-	instead of
<i>badili</i>	-	change, exchange
<i>badilika</i>	-	changed
<i>bahari</i>	-	ocean, sea
<i>bahari</i>	-	sea, ocean
<i>bahasha</i>	-	an envelope
<i>bahasha ya ndege</i>	-	air mail
<i>baiskeli</i>	-	a bicycle
<i>baiskeli</i>	-	bicycle
<i>baolojia</i>	-	biology
<i>barabara</i>	-	road
<i>baridi</i>	-	cold
<i>barua</i>	-	a letter
<i>barua</i>	-	letter
<i>basi</i>	-	bus
<i>beba</i>	-	to carry on ones back
<i>bega</i>	-	shoulder
<i>bei gani?</i>	-	how much?
<i>bei</i>	-	price
<i>bendera</i>	-	flag
<i>benki</i>	-	bank

<i>bia</i>	-	<i>beer</i>
<i>bibi</i>	-	<i>grandmother</i>
<i>bila</i>	-	<i>without</i>
<i>binamu</i>	-	<i>cousin</i>
<i>bluu</i>	-	<i>blue</i>
<i>bustani</i>	-	<i>garden</i>

C

<i>chakula</i>	-	<i>food</i>
<i>chakula cha asubuhi</i>	-	<i>breakfast</i>
<i>cheka</i>	-	<i>laugh</i>
<i>cheza</i>	-	<i>play</i>
<i>choka</i>	-	<i>be tired</i>
<i>chomwa sindano</i>	-	<i>get an injection</i>
<i>choo</i>	-	<i>stool, toilet</i>
<i>choo cha shimo</i>	-	<i>pit latrine</i>
<i>chota maji</i>	-	<i>draw water</i>
<i>chui</i>	-	<i>leopard(s)</i>
<i>chukua</i>	-	<i>take</i>
<i>chukua</i>	-	<i>take</i>

D

<i>dada</i>	-	<i>sister</i>
<i>daftari</i>	-	<i>an exercise book</i>
<i>daktari</i>	-	<i>doctor</i>
<i>daladala</i>	-	<i>local town bus</i>
<i>damu</i>	-	<i>blood</i>
<i>dawa</i>	-	<i>medicines</i>
<i>dhahabu</i>	-	<i>gold</i>
<i>digidigi</i>	-	<i>dikdik</i>
<i>dini</i>	-	<i>religion</i>
<i>dogo</i>	-	<i>small, little</i>
<i>dola</i>	-	<i>dollars</i>
<i>duma</i>	-	<i>cheetah</i>

E

<i>elewasha</i>	-	<i>cause to understand</i>
<i>eleza</i>	-	<i>explain</i>
<i>elimu</i>	-	<i>education</i>
<i>endesha</i>	-	<i>drive</i>

endesha - drive, ride

F

faa - suit
fagia - sweep
fanya - do
faru - rhinoceros
feni - fan
fika - arrive, reach
fikiri - think
fizikia - physics
fomu - form(s)
friji - refrigerator
fua nguo - wash clothes
fuata - follow
fuga - keep animals, tame
fukuza - chase
fundisha - teach
fungu - pile
furaha - happiness
furahisha - make happy
futwa - be cancelled, be rubbed

G

gani? - which, what kind of, what type?,
what sort of?
gari - a car, vehicle
gazeti - news paper, magazine
glasi - glass
goti - knee

H

habari - news
hadi - until, up to
hadithi - story
halafu - then
hamna shida - no problem
hapa - here
harisha - diarrhoea
harusi - wedding

<i>hasa</i>	-	<i>especially</i>
<i>hata hivyo</i>	-	<i>even though</i>
<i>hatari</i>	-	<i>danger</i>
<i>hawa</i>	-	<i>these</i>
<i>hisabati</i>	-	<i>mathematics</i>
<i>hitaji</i>	-	<i>need</i>
<i>hivyo</i>	-	<i>so</i>
<i>hodi ! hodi!</i>	-	<i>may I come in?</i>
<i>homa</i>	-	<i>fever</i>
<i>hotuba</i>	-	<i>speech</i>
<i>hudhuria</i>	-	<i>attend</i>
<i>hundi</i>	-	<i>cheque</i>
<i>huyu</i>	-	<i>this</i>

I

<i>ilikuwa</i>	-	<i>it was</i>
<i>ishi</i>	-	<i>live, stay</i>
<i>itakuwa</i>	-	<i>it will be</i>
<i>itwa</i>	-	<i>be called</i>

J

<i>jando na unyago</i>	-	<i>initiations for boys and girls respectively</i>
<i>jangwa</i>	-	<i>desert</i>
<i>jaza</i>	-	<i>fill in</i>
<i>jezi</i>	-	<i>jersey</i>
<i>jicho</i>	-	<i>eye</i>
<i>jifunza</i>	-	<i>learn, study</i>
<i>jiko la kuni</i>	-	<i>firewood stove</i>
<i>jiko la mkaa</i>	-	<i>charcoal stove</i>
<i>jikoni</i>	-	<i>in the kitchen</i>
<i>jimbo</i>	-	<i>state or province</i>
<i>jioni</i>	-	<i>evening</i>
<i>jioni</i>	-	<i>evening</i>
<i>jua kali</i>	-	<i>hot sun</i>
<i>jumamosi</i>	-	<i>saturday</i>
<i>jumapili</i>	-	<i>sunday</i>
<i>jumla</i>	-	<i>total</i>

K

kaa	-	stay, live, sit, crab
kabisa	-	absolutely, completely, at all
kabla	-	before
kahawia	-	brown
kaka	-	brother
kalamu	-	a pen
kali	-	strong, sharp, fierce
kama	-	if, about
kamata	-	catch
kamili	-	exactly, o'clock
kanisa	-	church
karamu	-	party
karani	-	clerk
karani wa benki	-	bank clerk, teller
karatasi ya ndege	-	air form
kasorobo	-	a quarter to
kata mti	-	cut tree
kata	-	cut
katika	-	at, in, on, be cut
kazi	-	job, work
kemia	-	chemistry
kiangazi	-	hot, dry season
kiberiti	-	matchbox, lighter
kiboko	-	hippopotamus
kichwa	-	head
kidato	-	form
kidevu	-	chin
kidogo	-	a little bit
kidole	-	finger
kifua	-	chest
kiingereza	-	english
kijani	-	green
kijivu	-	grey
kiko	-	elbow
kila siku	-	every day
kila	-	every, each, per
kimbia	-	run
kipupwe	-	cold season
kisigino	-	heel
kisogo	-	the back of the head
kitabu	-	a book

<i>kitambaa cha kichwa</i>	-	<i>headscurf</i>
<i>kituo cha basi</i>	-	<i>bus stop</i>
<i>kiuno</i>	-	<i>waist</i>
<i>kiwiko</i>	-	<i>wrist</i>
<i>kompyuta</i>	-	<i>computer</i>
<i>kucha</i>	-	<i>fingers nails, toe nails</i>
<i>kuchuma</i>	-	<i>to pick, pluck</i>
<i>kueleza</i>	-	<i>to explain</i>
<i>kufungua</i>	-	<i>to open</i>
<i>kujenga</i>	-	<i>to build</i>
<i>kujitolea</i>	-	<i>to volunteer</i>
<i>kuna</i>	-	<i>scatch</i>
<i>kununua</i>	-	<i>to buy</i>
<i>kununua</i>	-	<i>to buy</i>
<i>kupima</i>	-	<i>to weigh, to measure, to diagnose, to examine</i>
<i>kutumia</i>	-	<i>to use</i>
<i>kuvua samaki</i>	-	<i>to fish</i>
<i>kuwasiliana</i>	-	<i>to communicate</i>
<i>kwa heri</i>	-	<i>good-bye</i>
<i>kwa hiyo</i>	-	<i>therefore</i>
<i>kwa kawaida</i>	-	<i>normally, usually</i>
<i>kwa sababu</i>	-	<i>because</i>
<i>kwaa</i>	-	<i>stumble</i>
<i>kwenda</i>	-	<i>to go</i>
<i>kwenye</i>	-	<i>on, in, at, to</i>

L

<i>lakini</i>	-	<i>but</i>
<i>leta</i>	-	<i>bring</i>
<i>lete</i>	-	<i>bring</i>
<i>lipa</i>	-	<i>pay</i>
<i>lugha</i>	-	<i>language</i>

M

<i>maabara</i>	-	<i>laboratory</i>
<i>maamrisho</i>	-	<i>directives</i>
<i>madini</i>	-	<i>minerals</i>
<i>mahali</i>	-	<i>place, area</i>
<i>mahindi</i>	-	<i>maize</i>
<i>majani ya chai</i>	-	<i>tea leaves</i>

<i>maji</i>	-	<i>water</i>
<i>makabila</i>	-	<i>ethnic groups</i>
<i>maliasili</i>	-	<i>natural resource</i>
<i>malimau</i>	-	<i>lemons</i>
<i>maliza</i>	-	<i>finish, complete</i>
<i>mama</i>	-	<i>mother</i>
<i>mama mdogo</i>	-	<i>mother's younger sister</i>
<i>mama mkubwa</i>	-	<i>mother's elder sister</i>
<i>mambo?</i>	-	<i>how are things?</i>
<i>marahaba!</i>	-	<i>fine, good, I accept</i>
<i>masika</i>	-	<i>heavy rains</i>
<i>matunda</i>	-	<i>fruits</i>
<i>matunda</i>	-	<i>fruits</i>
<i>mazao</i>	-	<i>crops</i>
<i>mbalimbali</i>	-	<i>various</i>
<i>mbegu</i>	-	<i>seeds</i>
<i>mboga</i>	-	<i>vegetables</i>
<i>mboga</i>	-	<i>vegetables</i>
<i>mbwa</i>	-	<i>dog</i>
<i>mchana</i>	-	<i>afternoon</i>
<i>mchana</i>	-	<i>lunch</i>
<i>mche wa sabu i</i>	-	<i>a bar of soap</i>
<i>mchele</i>	-	<i>uncooked rice</i>
<i>mchina</i>	-	<i>a chinese</i>
<i>mchungwa</i>	-	<i>an orange tree</i>
<i>mdomo</i>	-	<i>mouth, lips</i>
<i>meno</i>	-	<i>teeth</i>
<i>meza</i>	-	<i>table, swallow</i>
<i>mfanyakazi</i>	-	<i>worker</i>
<i>mgeni</i>	-	<i>a visitor, guest, foreigner, stranger</i>
<i>mgongo</i>	-	<i>back</i>
<i>mguu</i>	-	<i>leg, foot</i>
<i>mhasibu</i>	-	<i>accountant</i>
<i>mhudumu</i>	-	<i>attendant</i>
<i>miezi</i>	-	<i>months, moons</i>
<i>mihogo</i>	-	<i>cassava</i>
<i>misitu</i>	-	<i>forests</i>
<i>mjomba</i>	-	<i>mother's brother</i>
<i>mkate</i>	-	<i>bread</i>
<i>mke</i>	-	<i>wife</i>
<i>mkeka</i>	-	<i>mat</i>
<i>mkoa</i>	-	<i>region</i>

<i>mkojo</i>	-	<i>urine</i>
<i>mkono</i>	-	<i>hand, an arm</i>
<i>mkurugenzi</i>	-	<i>director</i>
<i>mlimau</i>	-	<i>a lemon tree</i>
<i>mmasai</i>	-	<i>a masai</i>
<i>mpaka</i>	-	<i>until, up to, till, boundary, border</i>
<i>mpenzi</i>	-	<i>lover, darling, boy or girl friend</i>
<i>mpira</i>	-	<i>ball, rubber</i>
<i>mpira wa miguu</i>	-	<i>soccer</i>
<i>mpira wa mkono</i>	-	<i>hand ball</i>
<i>mpishi</i>	-	<i>a cook</i>
<i>mpwa</i>	-	<i>nephew</i>
<i>mshahara</i>	-	<i>salary</i>
<i>msikiti</i>	-	<i>mosque</i>
<i>mtama</i>	-	<i>millet</i>
<i>mtihani</i>	-	<i>examination</i>
<i>mtoto</i>	-	<i>child, baby</i>
<i>mume</i>	-	<i>husband</i>
<i>muuzaji</i>	-	<i>seller</i>
<i>muziki</i>	-	<i>music</i>
<i>mwaka</i>	-	<i>year</i>
<i>mwaka mpya</i>	-	<i>new year</i>
<i>mwalimu</i>	-	<i>teacher</i>
<i>mwanafunzi</i>	-	<i>student</i>
<i>mwanga</i>	-	<i>light</i>
<i>mwezi</i>	-	<i>month, moon</i>
<i>mwili mzima</i>	-	<i>whole body</i>
<i>mwindaji</i>	-	<i>a hunter</i>
<i>mzazi</i>	-	<i>a parent</i>
<i>mzigo</i>	-	<i>load, luggage</i>
<i>mzima?</i>	-	<i>are you fine?</i>
<i>mzuri</i>	-	<i>beautiful</i>

N

<i>nafuu</i>	-	<i>relief, get better</i>
<i>nani?</i>	-	<i>who, what, whom?</i>
<i>nchi</i>	-	<i>country</i>
<i>ndege</i>	-	<i>aeroplane, bird</i>
<i>ndizi</i>	-	<i>bananas</i>
<i>ngiri</i>	-	<i>wart-hog(s)</i>
<i>ngoma</i>	-	<i>drum, traditional dance</i>

<i>nikusaidie nini?</i>	-	<i>what can I help you?</i>
<i>nini?</i>	-	<i>what?</i>
<i>nipe</i>	-	<i>give me</i>
<i>njano</i>	-	<i>yellow</i>
<i>njema</i>	-	<i>fine, good</i>
<i>njoo</i>	-	<i>come (only whe calling someone)</i>
<i>nunua</i>	-	<i>buy</i>
<i>nusa</i>	-	<i>sniff, smell</i>
<i>nusu</i>	-	<i>half</i>
<i>nyani</i>	-	<i>baboon(s)</i>
<i>nyati</i>	-	<i>buffalo(s)</i>
<i>nyeupe</i>	-	<i>white</i>
<i>nyeusi</i>	-	<i>black</i>
<i>nyingi</i>	-	<i>many</i>
<i>nyoa</i>	-	<i>shave</i>
<i>nyuma</i>	-	<i>forks, behind</i>
<i>nyumba (pl)</i>	-	<i>houses</i>
<i>nyumbu</i>	-	<i>wildebeest(s)</i>
<i>nywele</i>	-	<i>hair</i>
<i>nzuri</i>	-	<i>fine, good</i>

O

<i>oa</i>	-	<i>marry</i>
<i>ogelea</i>	-	<i>swim</i>
<i>ogopa</i>	-	<i>be afraid, scared</i>
<i>omba</i>	-	<i>ask for, beg, pray, request, invoke</i>
<i>ona</i>	-	<i>see, feel</i>
<i>onana</i>	-	<i>see each other</i>
<i>ondoka</i>	-	<i>leave, depart</i>
<i>onekana</i>	-	<i>be seen</i>
<i>ongea</i>	-	<i>talk. chat, discuss</i>
<i>onyesha</i>	-	<i>show</i>
<i>otesha</i>	-	<i>plant</i>

P

<i>padre</i>	-	<i>a priest</i>
<i>paja</i>	-	<i>thigh</i>
<i>pale</i>	-	<i>there</i>
<i>pamoja na</i>	-	<i>together with</i>
<i>panda</i>	-	<i>plant</i>
<i>pasi</i>	-	<i>an iron</i>

<i>peleka</i>	-	<i>send, take to</i>
<i>pengine</i>	-	<i>sometimes</i>
<i>pesa</i>	-	<i>money, currency</i>
<i>pewa</i>	-	<i>be given</i>
<i>piga pasi</i>	-	<i>ironing</i>
<i>piga simu</i>	-	<i>make a telephone call</i>
<i>pikipiki</i>	-	<i>motor cycle</i>
<i>pikipiki</i>	-	<i>motorcycle</i>
<i>pima</i>	-	<i>check, examine, diagnose</i>
<i>pink</i>	-	<i>pink</i>
<i>pipa</i>	-	<i>drum</i>
<i>pita</i>	-	<i>pass through</i>
<i>polepole</i>	-	<i>slowly</i>
<i>pombe</i>	-	<i>alcohol</i>
<i>profesa</i>	-	<i>professor</i>
<i>pua</i>	-	<i>nose</i>
<i>pumzika</i>	-	<i>rest, take a break</i>
<i>pundamilia</i>	-	<i>zebra(s)</i>
<i>pwani</i>	-	<i>beach, coast</i>

R

<i>rafiki</i>	-	<i>friend</i>
<i>Rais</i>	-	<i>president</i>
<i>redio</i>	-	<i>a radio</i>
<i>reli</i>	-	<i>railway</i>
<i>robo</i>	-	<i>quarter</i>
<i>robo tatu</i>	-	<i>three quarters</i>
<i>rudi</i>	-	<i>return, come back, go back</i>
<i>ruhusu</i>	-	<i>allow</i>

S

<i>saa</i>	-	<i>watch, clock, time</i>
<i>sabuni</i>	-	<i>soap</i>
<i>sabuni ya kufulia</i>	-	<i>washing soap, laundry soap</i>
<i>sabuni ya kuogea</i>	-	<i>bathing soap</i>
<i>safiri</i>	-	<i>travel</i>
<i>salama</i>	-	<i>fine, good, peacefully</i>
<i>samaki</i>	-	<i>fish</i>
<i>sebule</i>	-	<i>living room</i>
<i>sekondari</i>	-	<i>secondary</i>
<i>shangaza</i>	-	<i>be surprised</i>

<i>shangazi</i>	-	<i>father's sister</i>
<i>sherehekea</i>	-	<i>celebrate</i>
<i>shika</i>	-	<i>hold</i>
<i>shikamoo</i>	-	<i>how are you elder, I respect you elder</i>
<i>shingo</i>	-	<i>neck</i>
<i>shirika</i>	-	<i>cooperation, an organisation</i>
<i>shona</i>	-	<i>sew</i>
<i>shughuli</i>	-	<i>activities</i>
<i>shule</i>	-	<i>school</i>
<i>shuleni</i>	-	<i>at school</i>
<i>sigara</i>	-	<i>cigarettes</i>
<i>sijui</i>	-	<i>I don't know</i>
<i>sikia</i>	-	<i>hear</i>
<i>sikio</i>	-	<i>ear</i>
<i>sikukuu</i>	-	<i>festival(s)</i>
<i>simba</i>	-	<i>lion(s)</i>
<i>simu</i>	-	<i>telephone</i>
<i>sogea</i>	-	<i>move one self</i>
<i>soko</i>	-	<i>market</i>
<i>sokoni</i>	-	<i>at the market</i>
<i>sokoni</i>	-	<i>at the market</i>
<i>stendi</i>	-	<i>stand</i>
<i>stoo</i>	-	<i>store</i>
<i>subiri</i>	-	<i>wait</i>
<i>sukari</i>	-	<i>sugar</i>
<i>sungura</i>	-	<i>rabbit(s), hare(s)</i>
<i>suruali</i>	-	<i>trousers</i>
<i>suti</i>	-	<i>suit</i>
<i>swala</i>	-	<i>gazelle, antelope</i>

T

<i>taa</i>	-	<i>lantern, lamp, light</i>
<i>tafuna</i>	-	<i>chew</i>
<i>tai</i>	-	<i>neck tie</i>
<i>taka</i>	-	<i>want, wish, rubbish, junk</i>
<i>tako</i>	-	<i>buttock, bum</i>
<i>tapika</i>	-	<i>vomit</i>
<i>tarehe</i>	-	<i>date</i>
<i>tayarisha</i>	-	<i>prepare</i>
<i>tembea</i>	-	<i>walk</i>
<i>tembelea</i>	-	<i>visit</i>

<i>tembo</i>	-	<i>elephant(s)</i>
<i>tengeneza</i>	-	<i>make, construct</i>
<i>tiketi</i>	-	<i>a ticket</i>
<i>timu</i>	-	<i>a team</i>
<i>titi</i>	-	<i>breast</i>
<i>tofauti</i>	-	<i>different</i>
<i>roka</i>	-	<i>be from</i>
<i>tukufu</i>	-	<i>holy</i>
<i>tumbo</i>	-	<i>stomach</i>
<i>tumia</i>	-	<i>use</i>
<i>tunza</i>	-	<i>take care, look after</i>
<i>twende</i>	-	<i>let us go</i>
<i>twiga</i>	-	<i>giraffe(s)</i>

U

<i>u-hali gani?</i>	-	<i>how are you?</i>
<i>ua</i>	-	<i>kill, flower</i>
<i>udongo</i>	-	<i>soil</i>
<i>Ufaransa</i>	-	<i>France</i>
<i>ufunguo</i>	-	<i>key</i>
<i>ugali</i>	-	<i>stiff porridge</i>
<i>Ulaya</i>	-	<i>Europe</i>
<i>uliza</i>	-	<i>ask</i>
<i>uliza swali</i>	-	<i>ask question</i>
<i>umeamk je?</i>	-	<i>how have you waken up?</i>
<i>umelalaje?</i>	-	<i>how have you slept?</i>
<i>umeshindaje?</i>	-	<i>how has the day been?</i>
<i>umiza</i>	-	<i>injure, hurt</i>
<i>umwa</i>	-	<i>be sick</i>
<i>usafiri</i>	-	<i>transport</i>
<i>usafirishaji</i>	-	<i>transportation</i>
<i>usiku</i>	-	<i>night</i>
<i>utamaduni</i>	-	<i>culture</i>
<i>uwanja wa ndege</i>	-	<i>airport</i>
<i>uwayo</i>	-	<i>footprint</i>

V

<i>viatu</i>	-	<i>shoes</i>
<i>vidonge</i>	-	<i>tablets, pills, drugs</i>
<i>viongozi</i>	-	<i>leaders</i>
<i>viti</i>	-	<i>chairs</i>

<i>vitu</i>	-	<i>things</i>
<i>voluntia</i>	-	<i>volunteer</i>
<i>vuna</i>	-	<i>harvest</i>
<i>vuta</i>	-	<i>pull</i>
<i>vyakula vikuu</i>	-	<i>staple foods</i>
<i>vyumba</i>	-	<i>rooms</i>

W

<i>wakulima</i>	-	<i>farmer</i>
<i>wanafunzi</i>	-	<i>students, pupils</i>
<i>wapi?</i>	-	<i>where?</i>
<i>wasiwasi</i>	-	<i>worries</i>
<i>watoto</i>	-	<i>children</i>
<i>waziri</i>	-	<i>minister</i>
<i>weka</i>	-	<i>put</i>
<i>weza</i>	-	<i>be able to</i>
<i>wikiendi</i>	-	<i>weekend</i>
<i>wizara</i>	-	<i>ministry</i>

Y

<i>yaani</i>	-	<i>that is</i>
--------------	---	----------------

Z

<i>zaidi ya</i>	-	<i>more than</i>
<i>zaliwa</i>	-	<i>be born</i>
<i>zambarau</i>	-	<i>purple</i>

- Tutaonana tukijaliwa. We will see each other, if God wishes.
- Kwaherini. Goodbye (pl).
- Pole sana kwa..... I am very sorry for.....
- Samahani nimechelewa. Sorry I am late.
- Unafanya nini? What are you doing?
- Ninaomba maji ya kunywa. May I have drinking water.
- Ninaweza kubadili pesa? Can I change money?
- Nimeshiba, asante. I am full, thank you.
- Ninahitaji kupumzika. I need to rest.
- Ninakutakia safari njema. I wish you a good journey.
- Ninatania. I am joking.
- Kama kawaida. As usual.
- Ugua pole. Get well soon.
- Ametoka kidogo. S/he is out for a while.
- Atarudi sasa hivi. S/he will come back soon.
- Ninaomba anwani yako. May I have your address.
- Kituo cha mabasi ya kwenda kiko wapi? Where is the bus station to.....?
- Kituo cha polisi kiko wapi? Where is the police station?
- Ndege, basi, treni huondoka saa ngapi? When does a plane, a bus, a train leave?
- Ninaomba maji ya kunywa. May I have some water to drink.
- Usiku mwema. Good night.
- Lala salama. Sleep well/sleep peacefully.

- Una umri gani? How old are you?
- Ninaweza kukusaidia kufanya kazi ? Can I help you to work?
- Niache tafadhali! Please leave me!
- Toka. Get out/go away.
- Karibu kwetu. You are wellcome at our home.
- Nimefurahi kukufahamu! I am hapy to know you!
- Familia yako ina watu wangapi? How many people does your family have?
- Je nitakosea niki.....? Will I be wrong if I.....?
- Samahani nimepotea njia! Excuse me I have lost my way!
- Hapa karibu kuna.....? Is there..... near by?
- Tafadhali unielekeze njia ya kwenda Please show me the way to.....
- Kutoka mpaka..... kwa tekisi ni shilingi ngapi? How much is it by a taxi, from to?
- Usijali. Never mind/don't mind.
- Usiwe na wasiwasi. Don't worry.
- Hongera kwa..... Congratulation for.....
- Ninakutakia kila la heri. I wish you all the best.
- Je inawezekana? Is it possible?
- Haiwezekani. It is impossible.
- Nimechanganyikiwa. I am confused.
- Mungu akipenda. If God wishes.
- Unapendelea nini? What to do you prefer?

- Utapenda kunywa kinywaji gani? What would you like to drink?
- Utapendelea kula nini? What would you like to eat?
- Alaa kumbe! I see! (now, I know).
- Shauri yako! It's up to you.
- Usiniangushe. Don't let me down.
- Sikutarajia. I didn't expect.
- Hata kama. Even if.
- Labda baadaye. May be later.
- Usiwe mwongo. Don't be a liar.
- yupo? Is around?
- Haikuhusu. It's none of your business.
- Una uhakika? Are you sure?
- Sina uhakika. I am not sure.
- Nina uhakika. I am sure.
- Mbaya sana. Very bad.
- Itakuwaje? How will it be?
- Bila shaka. Certainly.
- Sielewi. I don't understand.
- Sijui. I don't know.