

DOCUMENT RESUME

ED 283 381

FL 016 770

AUTHOR Mistry, Karen S.  
 TITLE An Introduction to Spoken Setswana.  
 INSTITUTION Center for Applied Linguistics, Washington, D.C.  
 SPONS AGENCY Peace Corps, Washington, D.C.  
 PUB DATE [87]  
 CONTRACT 82-1948  
 NOTE 699p.  
 PUB TYPE Guides - Classroom Use - Guides (For Teachers) (052)

EDRS PRICE MF04/PC28 Plus Postage.  
 DESCRIPTORS Audiolingual Skills; \*Bantu Languages; Cultural Context; Daily Living Skills; Games; \*Grammar; Idioms; Instructional Materials; Interpersonal Communication; Introductory Courses; Learning Activities; \*Oral Language; \*Phonology; Proverbs; Second Language Instruction; Spelling; Teaching Guides; Uncommonly Taught Languages; \*Vocabulary  
 IDENTIFIERS \*Setswana

ABSTRACT

A guide to instruction in Setswana, the most widely dispersed Bantu language in Southern Africa, includes general material about the language, materials for the teacher, 163 lessons, vocabulary lists, and supplementary materials and exercises. Introductory material about the language discusses its distribution and characteristics, and orthography. Each of the lessons consists of at least two phases: mimicry and communication. The first focuses on pronunciation, manipulation of grammatical elements, learning the meanings of words and sentences, and some memorization. The second focuses on the production of connected conversation. Lesson topics include elements of interpersonal communication, identification, and items and skills of daily living. Setswana-English and English-Setswana vocabularies are included and phonology exercises, reading passages, word lists, and suggested activities and discussion topics are appended. (MSE)

\*\*\*\*\*  
 \* Reproductions supplied by EDRS are the best that can be made \*  
 \* from the original document. \*  
 \*\*\*\*\*

ED283381

AN INTRODUCTION TO SPOKEN  
SETSWANA

by

Karen S. Mistry

with the assistance of

Grace Gare

U.S. DEPARTMENT OF EDUCATION  
Office of Educational Research and Improvement  
EDUCATIONAL RESOURCES INFORMATION  
CENTER (ERIC)

This document has been reproduced as  
received from the person or organization  
originating it.

Minor changes have been made to improve  
reproduction quality.

• Points of view or opinions stated in this docu-  
ment do not necessarily represent official  
OERI position or policy

"PERMISSION TO REPRODUCE THIS  
MATERIAL HAS BEEN GRANTED BY

G. R. Tucker

TO THE EDUCATIONAL RESOURCES  
INFORMATION CENTER (ERIC)."

Center for Applied Linguistics, Washington, D. C.

(Performed under Peace Corps Contract No. 82-1948)

FL0169770

## Table of Contents

### Introduction

1. About the Language
2. The Orthography
3. How to use the book

### Cycles 1-163

### Setswana-English Vocabulary

### English-Setswana Vocabulary

### Appendices

#### Section I: Phonology Exercises

#### Section II: Reading Passages

#### Section III: Word Lists

- A Animals
- B Animal Cries
- C Body Parts
- D Calls to Animals
- E Clothing
- F Diseases
- G Food
- H Household Goods
- I Ideophones
- J Idioms
- K Interjections
- L Kinship Chart
- M Musical Instruments
- N Plants
- O Special Occasions

Q Titles

S Tribal Totems

Section IV: Things to Do

T Games

U Songs

W Proverbs

X Suggested topics for discussion

Y Bibliography



## Table of Contents

### Introduction

1. About the Language.
2. The Orthography.
3. How to use the book.

### Cycles

1. Identification: What's Your Name?
2. Greetings .
3. Identification: What's His Name?
4. Leave Taking: Goodbye!
5. Identification: What's this?
6. Greetings: How are You?
7. Identification: Who is Your Teacher?
8. Towns of Botswana .
9. Classroom Commands .
10. Greetings: Origin and Destination .
11. Identification: What is (THE WORD FOR) "Beer" in Setswana?
12. Greetings: Good Afternoon (Second meeting of the day) .
13. Identification: Who? Me?
14. Knock, Knock: Who's There?
15. Identification: Is His Name Tau?
16. I want to learn Setswana.
17. Identification: It's Not Sugar, It's Salt .
18. Greetings: Informal
19. He's A Motswana, He Comes From Botswana.
20. What are they doing?
21. What Country is This?

22. Weather Report: It's Cold.
23. They are Students.
24. What Time Is It?
25. Is Serowe A Town or a Village?
26. I Don't Speak Setswana Well.
27. What Are These Things?
28. Where Do You Live?
29. I'm Counting in Setswana.
30. I'm Eating.
31. It's Linda's Earring.
32. Salt and Pepper.
33. This Chair is John's, That Chair is Bill's.
34. Let's Go!
35. (Review and Summary of Subject ConCORDS)
36. Boys Don't Like to Wash Dishes.
37. John is a Volunteer.
38. Cats Drink Milk.
39. Going Places.
40. It's Hard to Speak Setswana.
41. Got a Match?
42. Please Lend me a Pencil?
43. What Did You Say?
44. Give Mark Some Money.
45. Susan's at the Bank.
46. I Would Like to Dance Only I Don't Know (How).
47. This Is Mark Smith, PCV.
48. Miss Pule Talks Too Much.
49. To the instructor: Supply your own regiment, nation, and village.

50. Give Him A Pencil.
51. How Is He Going To Town?
52. I Think So.
53. This Man Hunts Animals.
54. Hand Me That Box.
55. I Don't Know How To Speak It Well.
56. Please Help Us Wash The Dishes.
57. The Women Wear Scarves in Botswana.
58. Here It Is.
59. The Third Day.
60. Noun Class Summary.
61. They're All Gone.
62. I Live Alone.
63. Cathy Always Wears Earrings.
64. How is the Food?
65. When Is John Going To Town?
66. The Pen Is On The Table.
67. They Love Each Other Very Much.
68. What Are You Going To Do Tomorrow?
69. A Motswana Woman.
70. I Don't Know Him.
71. A PCV Meets A Motswana In Gaborone.
72. I'm Going To the Store To Buy A Shirt.
73. What Kind of Soap Do You Want?
74. Is There Any Soap There?
75. Picture 2.
76. Noun Class Summary
77. She Just Arrived.

78. There Are Two Books On The Table.
79. She Ate All The Porridge In The House.
80. I Don't See Anyone.
81. I'm Not Going To Close It.
82. What Have You Come For?
83. Houses Are Built By Contractors.
84. I Eat With It.
85. Fetching Water.
86. Some People Drink.
87. When Do The Roosters Crow?
88. I Have One.
89. Do You Have Any Brothers and Sisters?
90. I Would Like To Know Where You Live.
91. Have You Eaten?
92. Bring it Quickly.
- 93.
94. I'm Taking This Apple To The Teacher.
95. This House Is Built With Stone.
96. Where's The John?
- 97.
98. Do You Have A Match On You?
99. Introducing A Friend.
100. What's Your Sister's Name?
101. Numbers--Counting People, Animals and Things.
102. When Will You Help Me?
103. Tell Him To Come Home.
104. Which School Will He Teach At?
105. I Have A Headache.
106. Wait for Me.

107. When We Finish Eating, We Return To Class.
108. How Does That Beer Taste?
109. There Are Many Hills At Mogobone.
110. You'll Find Me At The Store.
111. Do You Like Mutton More than Beef?
112. That Chair Is Yours, Isn't It?
113. Shakawe Is In The North of Botswana.
114. Are You Looking For Me?
115. Who Knows You Here?
116. The Botswana Don't Have A T.V.
117. Which Picture Am I Describing?
118. I Ought To Go Now.
119. What's It Used For?
120. Don't Call Us.....
121. He Knows Everyone.
122. My Work Is Nursing.
123. Should I Shut The Door?
124. Gertrude Is Fat.
125. Do You Want Me To Shut The Door?
126. I'm Not Going To Teach.
127. Be Quiet So We Can Hear.
128. Are You Married?
129. I See A Woman Is Carrying A Child On Her Back.
130. I Came By Plane.
131. "Tshilo" Is a Stone Which Is Used For Grinding.
132. Wind, Unwind.
133. We're Cramming So That We Can Pass.
134. What Time Did You Arrive There?
135. There's A Man On the Wagon.....

136. We Didn't Buy A Thing.
137. Greeting: Are You Still Here?
138. Tell Him I want Him.
139. I Arrived Last Week.
140. Please Try To Arrive On Time.
141. I've Been Busy Working.
142. Can You Tie A Tie?
143. I Said, Buy Envelopes?
144. What Does The Little Pot Contain?
145. We Need Boiling Water To Make Tea.
146. To Care For A Horse To Feed It.
147. Tomorrow I'll Get Up, Wash, Dress.....
148. If You Laugh At Me, I'll Be Angry.
149. Where Is Your Home?
150. What Were You Doing At The Cafe Yesterday?
151. I See Bill Doesn't Dance Well.
152. Will You Be At My Party?
153. Do You Want To Make Him Stop?
154. Annie Was A Cook.
155. I've Already Eaten.
156. We'll Meet In The Room With The Chairs In It.
157. I wasn't Buying Food.
158. You Haven't Seen A Thing Yet.
159. Who Reads The Setswana Newspaper For Him?
160. I'm Promising To Work Two Years In Botswana.
161. I Once Ate Shrimp.
162. Botswana Became Self-Governing in 1966.
163. I'm Teaching Ten Students.

**Setswana-English Vocabulary**

**English-Setswana Vocabulary**

**Appendices**

**Section I : Phonology Exercises**

**Section II : Reading Passages**

**Section III: Word Lists**

**A Animals**

**B Animal Cries**

**C Body Parts**

**D Calls To Animals**

**E Clothing**

**F Diseases**

**G Food**

**H Household Goods**

**I Ideophones**

**J Idioms**

**K Interjections**

**L Kinship Chart**

**M Musical Instruments**

**N Plants**

**O Special Occasions**

**Q Titles**

**S Tribal Totems**

**Section. IV : Things to Do**

**T Games**

**U Songs**

**W Proverbs**

X Suggested topics for discussion

Y Bibliography



INTRODUCTION: I. ABOUT THE LANGUAGE

Geographically, Setswana is the most widely dispersed Bantu language in Southern Africa, being spoken by the predominant tribes of Botswana, the north-eastern portion of the Cape Province, the central and western portions of Orange Free State, and the western Transvaal. Reliable statistics are not available, but it is estimated that Setswana in one or other of its various dialectal forms is the mother tongue of over 3/4 of a million people.

Tswana is a member of the Sotho group of the South Eastern zone of Bantu languages. This zone is generally divided into four groups as shown in Figure I. See the map on page 4 for their distribution throughout the area.

Considering how widely dispersed the various tribes are, it is surprising to find how uniform the language is throughout the Setswana speaking area. Nevertheless, there are differences in pronunciation, vocabulary, and to a lesser extent, in grammatical structure. It seems not out of place here to mention a few of the more striking phonetic variations, these being the easiest to summarize.

- 1) In the southern dialects, (spoken in the Republic of South Africa) h is invariably substituted for the typical bilabial f.
- 2) The northern dialects, notably Sengwato, employ t and th in place of tl and tlh.
- 3) In the eastern dialects, namely Tlokwa, Kgatla, and Lete, fs, (or fš), bj, ps (or pš), and psh (or pšh) are used in place of the more typical s(w), j(w), tš(w), and tšh(w), respectively.
- 4) In the eastern dialects, namely Kgatla, Lete, and Tlokwa, the process of elision and assimilation of the type mollô for molelô 'fire' are the rule, though rare elsewhere in Setswana.

The following are some examples of the above:

Sekolong	Sekwena/ Sengwaketse	Sengwato	Sekgatla	English
4) lela	lela	lela	lla	cry
2) tla	tla/ta	ta	tla	come
3) maši	maši	maši	mafši	milk
1) ha	fa	fa	fa	give

- 5) All dialects but the southern tend to change ǃ to g before 'back' vowels u o ô and a.

Example: continued

<u>Serolong</u>	<u>Sekgatla</u>	<u>Sengwato</u>	<u>English</u>
mmidi	mmopo	mmidi	corn
morafe	setšhaba	morafe	tribe
chelete	madi/ chelete	madi	money

There has been considerable speculation as to the origin of the tribal name: tswana; and, as it is just that--speculation, if the reader is interested, I shall refer him to a thorough discussion of the proposed theories in the introduction of D.T. Cole's Introduction to Tswana Grammar.

At the outset, it is perhaps wise to set straight the correct usage for certain terms, namely:

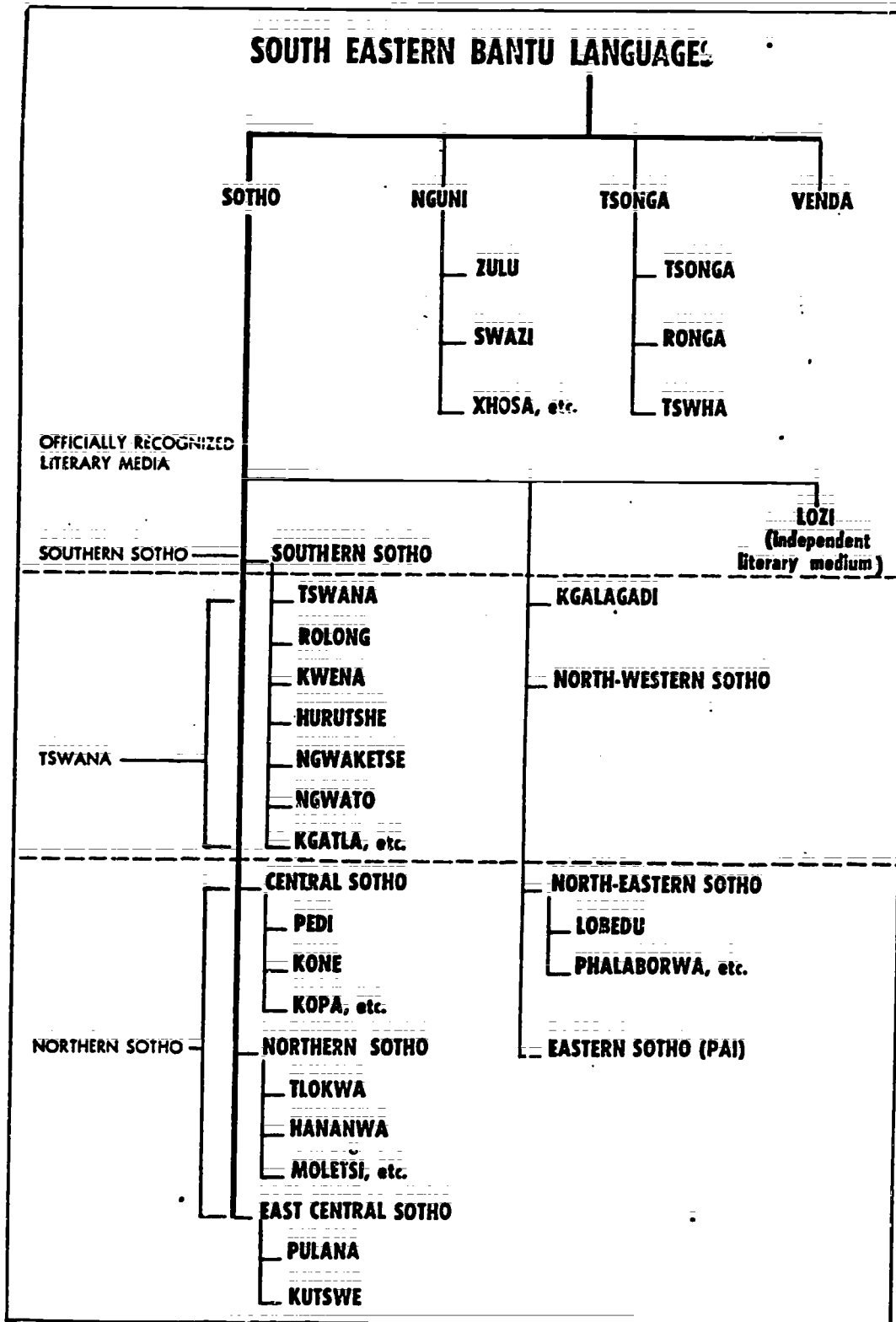
A Motswana is a person of any Tswana tribe, or, by extension, any citizen of the country, lotswana.

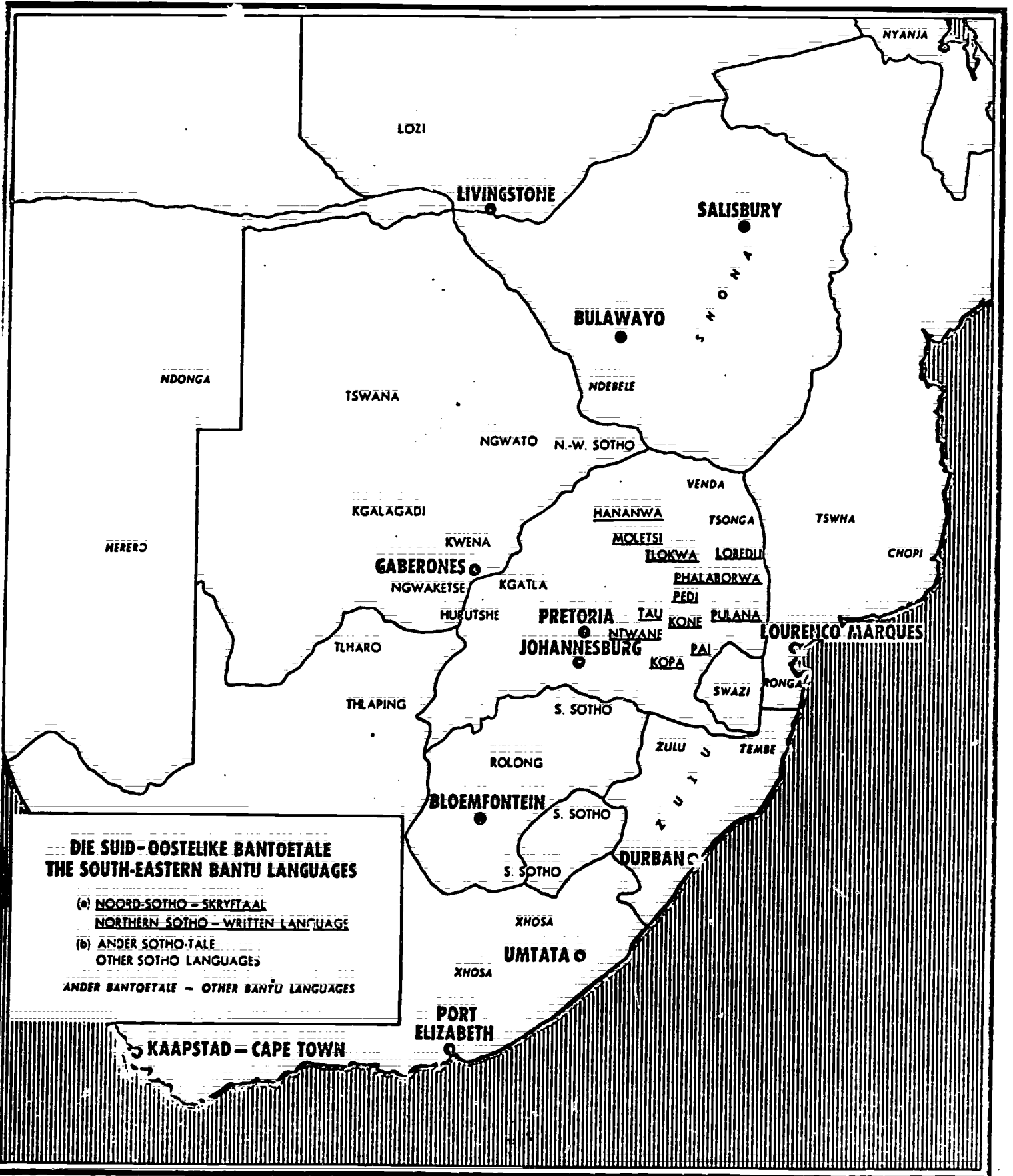
Batswana is the plural form for the above.

Botswana is the country where the Batswana live and

Setswana is the language and/or culture of the Batswana.

However, it is interesting to note that even though the correct prefixes for a person or persons belonging to a Tswana or Sotho tribe is mo- and ba-, respectively, for any one belonging to a group outside of this, the correct set of prefixes is le- and ma-. An Englishman therefore is referred to as a lekgoa, and many as makgoa. It would be incorrect to use mokgoa and bakgoa as the English are indisputably unSotho in origin.





INTRODUCTION: II. THE ORTHOGRAPHY

The orthography used in this volume is the one used by the Botswana Government in its publications, as it is considered the most useful one for the student to learn, since he will ultimately wish to read Setswana literature. Several others exist and are not greatly divergent from the standard one used in government publications. The main differences seem to be:

- 1) In some orthographies certain particles are joined to the nouns and verbs ('conjunctive' orthography) whereas, in that of the government they are written separately (disjunctive).
- 2) Some orthographies use c and ch for tš and tšh, respectively.
- 3) Some use h in place of f.

It should also be pointed out that there is considerable variation within the government publications as well, depending upon the author.

Certain modifications have been made for the benefit of the learner, which should not create any difficulties for either the Batswana language teachers or the student. These are...

- 1) use of tones 'high' and 'low' in the vocabulary and appendices and at crucial places in the cycle material where improper use of tone will have the student saying a different word.
- 2) use of â over ê and ô to distinguish it from e and o.

### INTRODUCTION: III. HOW TO USE THIS BOOK

How to use the book:\*

To the Language Instructors and Language Co-ordinator:

The principal component of this course is a series of 'cycles'. Each 'cycle' begins with the introduction of new material, and ends when that same new material has been used for purposes of communication. 'Communication' should be real, not just simulated.

Each cycle contains at least an 'M phase' and a 'C phase'. 'M' stands for mimicry of pronunciation, manipulation of grammatical elements, learning the meanings of words and sentences, and a certain degree of memorization. 'C' stands for connected conversation, and of course for communication. Suggested procedures for use in presenting the M and C phases are given below:

#### M Phase

##### 1) Mimicry of the teacher's pronunciation

Say aloud each of the complete sentences. Have the students repeat them after you. Try to talk at a slow normal rate of speed.

When you hear a wrong pronunciation, correct it by giving the right pronunciation again. Have the student repeat it after you.

When all the students can pronounce all the words and sentences well, teach them the meanings.

##### 2) Meanings of the sentences.

The instructor should communicate meaning without English by pointing to the object, if possible, gesture, facial expression, appropriate action. (If such attempts require excessive time, the instructor may give the English equivalent of the troublesome word or sentence). Students may then be asked to translate, only to check comprehension. This check should require no more than 2 to 3 minutes. When the students understand, the instructor should proceed to manipulation.

##### 3) Manipulation of the structures

Ask students at random, the question from the M phase and have the students respond with the correct answer to that question.

When the students are able to perform well all of the activities outlined above, they are ready for the C phase.

#### C Phase

- a. Have one student take the part of the first speaker in the conversation, (i.e. have him take the part of the teacher) and have him ask the M phase question of the other students.

- b. Have each student take a turn as teacher in front of the class in this manner.

In many cycles, the teacher or the students may feel it worthwhile to introduce new vocabulary. They are encouraged to do so, being sure that:

- a) the new words are of special relevance to the interests of the students and,
- b) the new words fit into the C phase at one of the points enclosed in [ ]. Words not fitting the grammatical patterns being drilled are not to be substituted. E. g. if the pattern is: [Tichêrê] ya me ke [ ]. substitutions of tsala, ngaka, kgosi, are permissible as all of them fit the pattern being drilled. However a substitution of moruti--which would require a change in the sentence to [Moruti] wa me ke [ ],--are not to be allowed.

As soon as the students are able to converse easily, correctly, and informatively using the material in the C phase, the cycle has ended. Go on to the next cycle, or review an earlier cycle. Experience has shown that the average amount of time spent on each of the cycles is about one hour. This includes the first presentation of the cycle, and one or two reviews of it on later days. The first time through a new cycle therefore, takes no more than 20 or 30 minutes.

As much as possible, have the students act as well as talk: pointing to a map, standing up to talk and other simple activities add meaning to the words. Activities also help to keep the students from getting tired and restless.

\* For a complete discussion of the correct use of the cycle material consult the Peace Corps article: "Microwave Format" by Joan Markessinis and Bonny MacDougal.

#### Rationale of method.

**Intention:** To provide basic background in grammar so that you will be able to converse, even though only at a minimal level at first due to lack of vocabulary.

To get you to use correct grammar without telling you the rules, but giving you practice in using them. There's a big difference between knowing a rule such as leina has lame and maina has ame - and being able to use that rule in speech. The native 'knows' the rules in the latter sense - he never utters an 'ungrammatical' sentence. The aim of this method is to get you to 'internalize' the rules in just this way.

To expand your vocabulary. This is the easiest part of language learning.

CYCLE 1 IDENTIFICATION: WHAT'S YOUR NAME?M-1

Kè Moremi.

I'm Moremi.

Kè Neo.

I'm Neo.

Kè John.

I'm John.

Kè Susan.

I'm Susan.

M-2

Ò mang?

Who are you?

C-1

A: Ò mang, [mma]?

Who are you, [ma'ar]?

B: Kè [ ], [rra]. (have student I'm [ ], [sir].  
answer with own name)M-2

Leina la me ké Moremi.

My name is Moremi.

Leina la me ké Neo.

My name is Neo.

Leina la me ké John.

My name is John.

Leina la me ké Susan.

My name is Susan.

M-4

Leina la gago ké mang?

What is your name?

C-2

A: Leina la gago ké mang?

What's your name?

B: Leina la me ké [John].

My name's [John].



NOTES--CYCLE 1

The noun leina means 'name'. The possessive pronouns me and gago are always in construction with the possessive particle -a. Thus -a me and -a gago mean 'my' and 'your', respectively. The l- in la is a prefix that agrees with leina. The matter of agreement will be discussed later in more detail. The interrogative word mang means 'who?'.  
.

Notice the difference in tone between the kè in M-1 and the ké in M-3. The former is the first person singular present tense form of the verb 'to be' and hence means 'I am'. The latter is the 'impersonal' third person present tense form for the same verb and means 'It is'.

CYCLE 2 GREETINGSM-1

Dumêla.

Hello/Greetings.

C-1

A: Dumêla.

Hello.

B: Dumêla.

Hello.

M-2

Dumêla, rra.

Hello, sir.

Dumêla, mma.

Hello, ma'am.

Dumêla, Neo.

Hello, Neo.

Dumêla, Susan.

Hello, Susan.

C-2

A: Dumêla, rra.

B: Dumêla, mma.

M-3

Dumêlang.

Hello (to more than 1 person)

C-3

A: Dumêlang.

B: Dumêla, rra.

M-4

Dumélang, borra.

Hello, sirs.

Dumélang, bomma.

Hello, mesdames.

C-4

A: Dumélang, borra.

Hello, sirs.

B: Duméla, rra.

Hello, sir.

C-5

A: Dumélang, bomma.

Hello, mesdames.

B: Dumélang, borra.

Hello, sirs.

NOTES - CYCLE 2

The etiquette involved in greeting people is somewhat complicated, many factors being involved. However, generally speaking the four main factors involved seem to be 1) whether both parties are moving or stationary, 2) whether one is older than the other, 3) whether the party contains one or more members and 4) whether the parties are male or female.

The hierarchy of importance for these four factors is summarized below.

<u>Greeter</u>	<u>Greeted</u>
1. moving	stationary
2. young	old
3. one	more than one
4. male	female

That is, if A is moving and B is stationary, then A greets B. If both are moving then the younger greets the elder. (If both are stationary no greeting takes place.) If both are the same age, then the party of one greets the party of more than one. If there are an equal number of people in both parties, then the male greets the female. (If both are females of the same age--then it really doesn't matter.) Note that it is impolite to not greet someone within shouting range as you pass by him. It is also extremely impolite to omit the 'mma' or 'rra' after 'Duméla' when speaking to adults.

CYCLE 3 IDENTIFICATION: WHAT'S HIS NAME?

To the language co-ordinator:

Before this cycle is taught it may be beneficial to schedule a tone discrimination drill.

M-1

Ké Moremi.

He is Moremi.

Ké Neo.

She/he is Neo.

Ké Motsamai.

He is Motsamai.

Ké Susan.

She is Susan.

C-1

A: Kè [Moremi] (pointing to self) I'm [Moremi].

Ké [Susan] (pointing to Susan She is [Susan].  
but speaking to someone  
else)

M-2

Ké mang?

Who is he/she?

C-2

A: Ké mang?

Who is he?

B: Ké [John].

He's [John].

M-3

Leina la gagwê ké John.

His name is John.

M-4

Leina la gagwê ké mang?

What is his name?

C-3

A: Leina la gagwê ké mang?

What is her name?

B: Leina la gagwê ké [Susan].

Her name is [Susan].

C-4

A: Ké mang?

Who is he?

B: Ké [Moremi].

He is [Moremi].

A: Kè mang?

Who am I?

B: Ò [John].

You are [John].

NOTES - CYCLE 3

(Read over cycle 1 grammar notes) Ké is also the 3rd person singular present tense form of the verb 'to be' and means 'he/she is' as well as 'it is'.

CYCLE 4 LEAVE TAKING: GOODBYE!M-1

Sala sentlê.

Stay well.

Tsamaya sentlê.

Go well.

Rôbala sentlê.

Sleep well.

C-1

A: Sala sentlê, mma.

B: Tsamaya sentlê, rra.

C-2

A: Rôbala sentlê, mma.

B: Tsamaya sentlê, mma.

M-2

Salang sentlê.

Stay well, (you all).

Tsamayang sentlê.

Go well, (you all).

Rôbalang sentlê.

Sleep well, (you all).

C-3

A: Salang sentlê, borra.

B: Tsamayang sentlê, borra.

C-4

A: Salang sentlê, borra.

B: Tsamaya sentlê, mma.

C-5

A: Rôbala sentlê, rra.

B: Tsamayang sentlê, borra.

C-6

A: Tsamayang sentlê, borra le bomma.

B: Tsamaya sentlê, rra.

C-7

A: Rôbalang sentlê, rra le mma.

B: Tsamaya sentlê, mma.

NOTES - CYCLE 4

The -ng added to the imperative form of the verb makes commands plural. However, as you will notice later, this plural marker appears only in commands. In regular conjugations, the verb form does not change in any way for number.

Notice also that the plural form of the Setswana noun is indicated by means of a prefix - not, as in English, by a suffix. Cf. mma 'mother', bomma 'mothers'.

All nouns consist of a prefix indicating singularity or plurality and a stem which carries its semantic meaning. Hence, leina 'name' consists of le- + -ina  
e.g. prefix stem

Some prefixes have no outward manifestations - as in the case of the singular prefix mma and of rra. The plural is bo-. Also you probably have noticed that ina belongs to a different 'class' of nouns than mma. The former has le- as a prefix, the latter  $\emptyset$  (no overt marker) as its. The whole noun class system will be made clear to you soon.

Borôkô (lit. sleep) is used by many people towards dusk in place of any departing salutation.

Pila is used in various parts of Botswana interchangeably with sentlê.

CYCLE 5 IDENTIFICATION: WHAT'S THIS?M-1

Se ké eng?

What's this?

M-2

Ké lokwalô.

It's a book.

Ké pênê.

It's a pen.

Ké pampiri.

It's a paper.

Ké setilô.

It's a chair.

C-1

A: Se ké'ng? Or: Ké'ng se? What's this?

B: Ké [lokwalô]. It's a [book].

C-2

Now use this question, Se ké'ng?, to obtain further information from your teacher about other objects in the classroom. It is not necessary for you to learn and remember all the new words you get this way. The important thing is that you have the experience of using this question to get new information.

Student: Se ké'ng? (pointing to something)

Teacher: Ké [ ].

M-3

Ké dijô.

It's food.

Ké masi.

It's milk.

Ké nama.

It's meat.

Ké bogôbê.

It's porridge.

C-3

A: [John], se ké'ng?

B: Ké [dijô].



C-4

Find out the Setswana words for the following during your next meal at the dining hall (using this question, of course): coffee, sugar, fork, spoon, table, glass, cup, tea.

M-4

Go siame.

That's good. It's all right.

(If student gives right answer, dialogue should be like the following.)

C-5

A: Se ké'ng? (holding [pen])

B: Ké [pêné].

A: Ee, go siame.

(If student gives wrong answer dialogue should be:)

C-6

A: Se ké'ng? (holding [pen]).

B: Ké [pênsêlé].

A: Nyaa, ké [pêné].

B: Ehe, ké [pêné].

NOTES: CYCLE 5

The interrogative particle -eng "what?" is almost always in normal speech elided with the preceding word. Hence the " ' " indicating the loss of its initial vowel e-.

Se ke'ng is an abbreviated form of "Selô se ke eng?" "What is this thing?"  
thing-this-it is-what

Note also that Setswana has no one to one equivalent of English a/an and the.

Ké is also the 3rd person plural impersonal present tense form of the verb 'to be' and means 'they are' as well as 'he/she/it is'.

M-1

Ǿ tsogile jang?

How are you? (lit.: How have you risen?)

M-2

Kè tsogile sentlê.

I'm well. (lit.: I have risen well.)

C-1

A: Ǿ tsogile jang? [mma].

B: Kè tsogile sentlê, [rra].

C-2

A: Dumêla, [rra].

B: Dumêla, [mma].

Ǿ tsogile jang? [mma].

A: Kè tsogile sentlê, [rra].

C-3

A: Ǿ tsogile jang?, [mma].

B: Kè tsogile sentlê, [mma].

Wêna, Ǿ tsogile jang? [mma].

A: Kè tsogile sentlê, [mma].

C-4

A: Dumêla, [rra].

B: Dumêla, [rra].

Ǿ tsogile jang?

A: Kè tsogile sentlê, [rra].

Wêna, Ǿ tsogile jang?

B: Kè tsogile sentlê, [rra].

M-3

ò tsogile jang?	How are you? (lit.: How have you risen?)
ò ôpêla jang?	How do you sing?
ò bala jang?	How do you read?

M-4

Kè tsogile sentlê.	I'm well. (lit.: I have risen well.)
Kè ôpêla sentiê.	I sing well.
Kè bêrêka sentlê.	I work well.
Kè bua sentlê.	I speak well.

C-5

A: ò ôpêla jang? [rra].	How do you [sing], [sir].
B: Kè ôpêla sentlê, [mma].	I [sing] well, [ma'am].

NOTES: CYCLE 6

The jang in the formalized greeting ò tsogile jang? is often omitted in speech.

M-1

Tsala ya me ké Moremi.

My friend is Moremi.

Tichêrê ya me ké Moremi.

My teacher is Moremi.

Ngaka ya me ké Moremi.

My doctor is Moremi.

M-2

Tichêrê ya gago ké mang?

Who is your teacher?

C-1

A: Tichêrê ya gago ké mang?

Who is your teacher?

B: Tichêrê ya me ké [Moremi].  
Or: Ké [Moremi].

My teacher is [Moremi].  
It's [Moremi].

C-2

A: Tsala ya gago ké mang?

B: Ké [Moremi].

Wena, tsala ya gago ké mang?

You, who is your friend?

A: Ké [Motshwane].

M-3

Tichêrê ya gagwê ké mang?

Who is his teacher?

Tichêrê ya ga John ké mang?

Who is John's teacher?

Tichêrê ya ga Susan ké mang?

Who is Susan's teacher?

C-3

A: Tichêrê ya ga [John] ké mang?

Who is [John]'s teacher?

B: Tichêrê ya ga [John] ké  
[Motshwane].

[John]'s teacher is [Motshwane].

Or: Ké [Motshwane].

Or: It's [Motshwane].

C-4

Outside of class at your first opportunity use the conversations above (C-1 and C-3) to get information about the teachers of others in your group.

M-4

John ké tsala ya ga mang?

John is whose friend?

Moremi ké tichêrê ya ga mang?

Moremi is whose teacher?

A: John ké [tsala] ya ga mang?

John is whose friend?

B: Ké [tsala] ya ga [Bill.]

He's a friend of Bill.

A: Dineô ênêê?

(What about) Dineo?  
(lit.: Dineo she?)

B: Dineô ké [tsala] ya ga [Tau.]

Dineo is a friend of Tau.

M-5

Bill ké tsala ya ga John.

Bill is John's friend.

Dineô ké tsala ya ga John.

Dineo is John's friend.

M-6

Tsala ya ga John ké mang?

Who is John's friend?

C-6

A: Tsala ya ga John ké mang?

B: Tsala ya ga John ké Bill.

NOTES: CYCLE 7

Popular useage is -- tichara (or tichêrê) is a male teacher.  
Mistrese is a female teacher.

The word ya contains the same linking particle, -a, that was found  
in la (Cycle 1). The prefix y- or l- depends on, or agrees with the  
noun:

tichêrê ya ...

"the teacher of ..."

leina la ...

"the name of ..."

A schematic diagram of the possessive construction might look like  
the following:

Possessed Noun - Agreement  
of Possessed  
noun + -a - Possessor Noun

Note that if the possessor noun is a personal name, then the word  
ga must precede it. Hence,

Lokwalô la ga John

"John's book"

Lokwalô la ga tichêrê

"the teacher's book"

CYCLE 8: TOWNS OF BOTSWANAM-1

Use a map of Botswana for the following: (point to each place)

Fa ké Serowê.

Here is Serowe.

Fa ké Lobatsê.

Here is Lobatsi.

Fa ké Gaborone.

Here is Gaborone.

Fa ké [            ].

C-1

A: (As a monologue)

Serowê ké fa.

Here is Serowe.

Lobatsê ké fa.

[            ] ké fa.

M-2

Serowê ké fa kae?

Where is Serowe?

Lobatsê ké fa kae?

Where is Lobatsi?

Gaborone ké fa kae?

Where is Gaborone?

C-2

A: [Serowê] ké fa kae?

Where is Serowe?

B: Ké fa.

It's here.

C-3

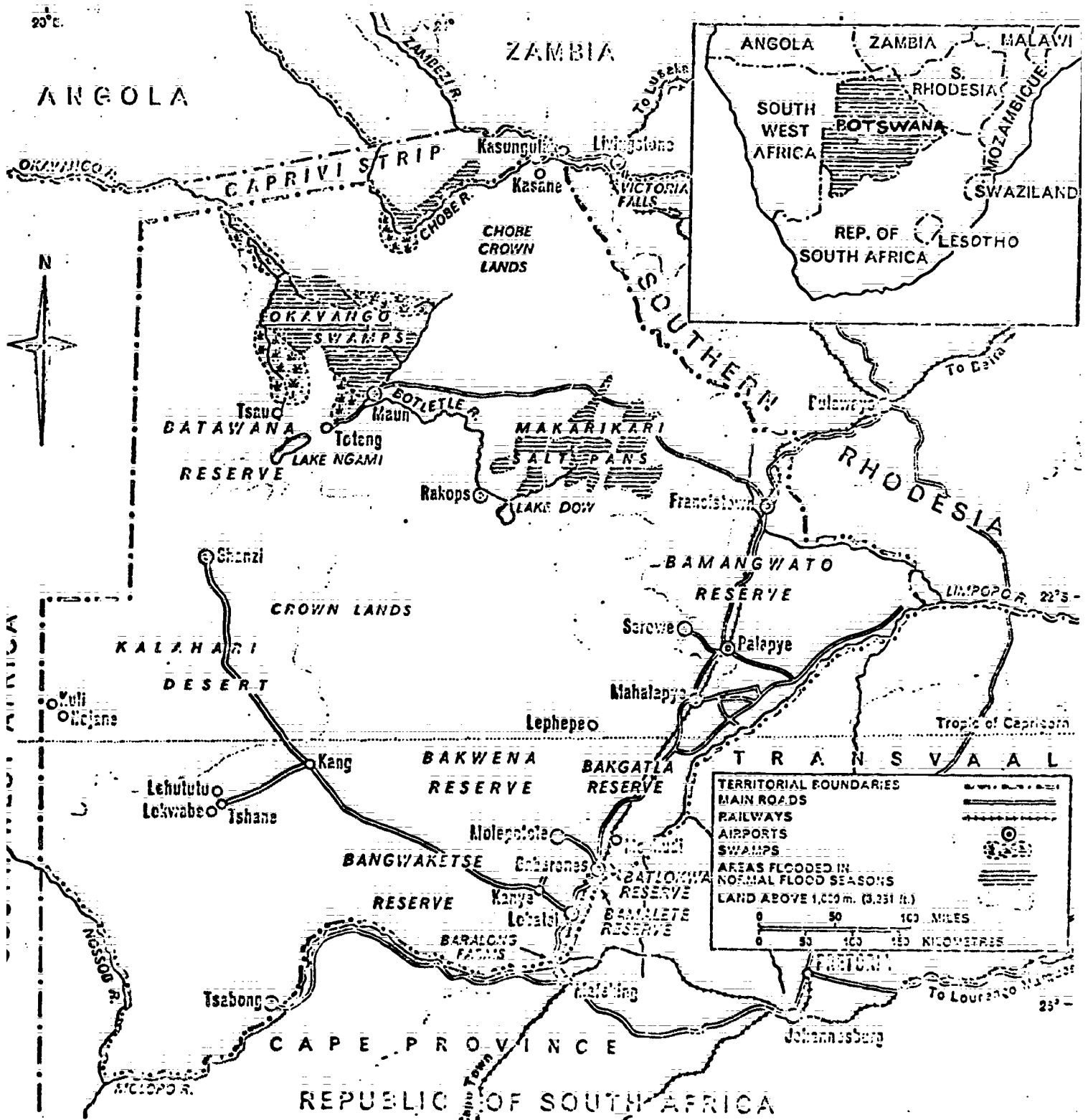
When the students seem to know the locations of the major towns and villages well, use an outline map of Botswana which locates them but does not give their names.

A: [Serowê] ké fa kae?

B: [Serowê] ké fa.

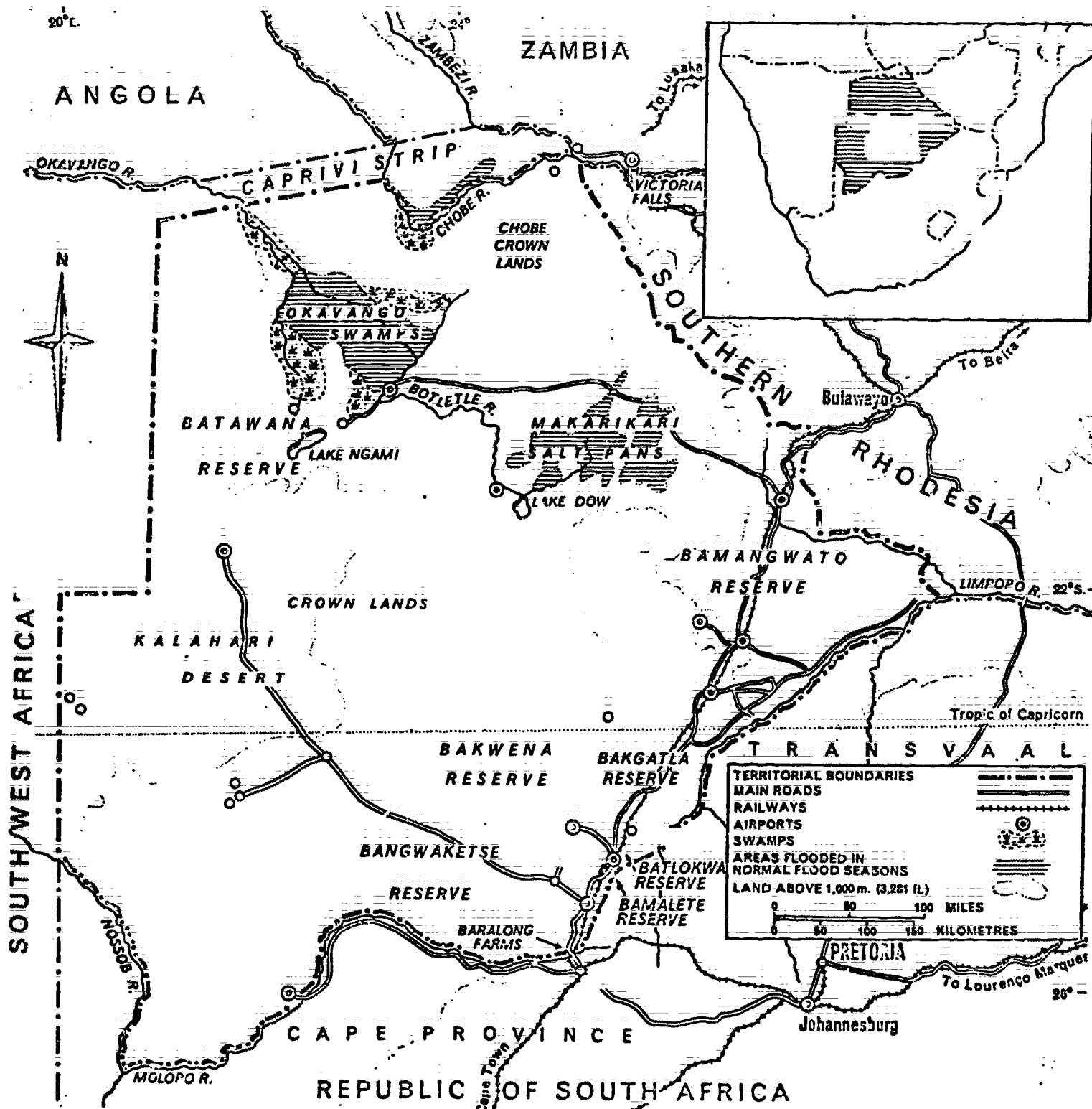
Or: Ké fa.

# Botswana



BEST COPY AVAILABLE

# Botswana





CYCLE 9: CLASSROOM COMMANDS

Êma, êmang	Stand up!
Tlaa kwano, tlang kwano	Come here!
Ruta barutwana, rutang barutwana	Teach the students!
Ya, yang	Go!
Tsamaya, tsamayang	Take a walk!
Tswêla kwantlê, tswêlang kwa tlase	Go outside!
Tsêna, tsêlang	Come in!
Bua, buang gapê	Repeat!
Buêla, buêlang kwa godimo	Speak loudly!
Buêla, buêlang kwa tlase	Speak softly!
Bua, buang ka bonya	Speak slowly!
Bua, buang ka pelê	Speak quickly!
Bua, buang ka bonakô	Speak quickly!
Reetsa, reetsang	Listen!
Rotlhe / Lotlhe	All together!
Iketle, iketleng	Wait a minute!
Lesa, lesang go kwala	Stop writing!
" " go [ ]	Stop [ ]!
Didimala, didimalang	Quiet!

NOTES: CYCLE 9

This is mainly a lesson in comprehension. Students do not have to be able to say any of these words--merely make certain they understand your instructions. To make sure they do understand, have them respond according to the command.

CYCLE 10 GREETINGS: ORIGIN AND DESTINATIONM-1

To the instructor: Put names of towns on paper. Put in various corners of the room. Ask a student to go to Serowe. Ask him where he's going. Tell him to go anywhere he likes. Then ask him "Where are you coming from?"

Kè tswa Gaborone.

I'm coming from Gaborone.

Kè tswa Lobatsê.

I'm coming from Lobatsi.

Kè tswa Francistown.

I'm coming from Francistown.

M-2

Ø tswa kae?

Where are you coming from?

Ø ya kae?

Where are you going?

C-1

A: Ø tswa kae?

Where are you coming from?

B: Kè tswa [Gaborone].

I'm coming from [Gaborone].

M-3

Kè ya Serowê.

I'm going to Serowe.

Kè ya Molepololê.

I'm going to Molepolole.

Kè ya Mahalapye

I'm going to Mahalapye.

M-4

Ø ya kae?

Where are you going?

C-2

A: Ø ya kae?

B: Ke ya [Serowê].

C-3

A: Ø tswa kae?

B: Kè tswa [Serowê].

A: Ø ya kae?

B: Kè ya [Molepololê].

C-4

A: Dumêla, [mma].

B: Dumêla, [rra].

Ô tsogile jang?

A: Kè tsogile sentlê, [mma].

Wêna, ô tsogile jang?

B: Kè tsogile, [rra].

Ô ya kae?

A: Kè ya Lobatsê, [mma].

B: Ô tswa kae?

A: Kè tswa Mahalapyê, [mma].

CYCLE 11 IDENTIFICATION: WHAT IS (THE WORD FOR) "BEER" IN SETSWANA?M-1

"Beer" ké'ng ka Setswana?

What is "beer" in Setswana?

"Water" ké'ng ka Setswana?

What is "water" in Setswana?

"Salt" ké'ng ka Setswana?

What is "salt" in Setswana?

M-2

Ké "bojalwa".

It's "bojalwa".

Ké "metsi".

It's "metsi".

Ké "letswai".

It's "letswai".

C-1

A: "Beer" ké'ng ka Setswana?

What is ["beer"] in Setswana?

B: Ke ["bojalwa"].

It's ["bojalwa"].

C-2

A: Se ké'ng? (holding a container of salt)

B: ["Salt"]

A: Nyaa, ka Setswana.

No, in Setswana.

B: E, he. Ke["letswai"].

Oh. It's ["letswai"].

M-3Selô se ké "lokwalô". (holding  
a letter)

This thing is a "lokwalô".

Selô se ké "pampiri". (pointing  
to a piece  
of paper)

This thing is "pampiri".

Selô se ké "pênsêlê". (pointing  
to a pencil)

This thing is a "pênsêlê".

C-1

B: ["pênsêlê"] ké'ng?

What is "pênsêlê"?

A: (Pointing) ["pênsêlê"] ké selô se.

Or: Selô se ké ["pênsêlê"].

M-4

"Lokwalô" ké eng ka Sekgoa?

What's a "lokwalô" in English?

"Pampiri" ké eng ka Sekgoa?

What's a "pampiri" in English?

"Pensêlê" ké eng ka Sekgoa?

What's a "pensêlê" in English?

CYCLE 12 GREETINGS: GOOD AFTERNOON (Second meeting of the day)M-1

Ǫ tihotse jang?

How are you this afternoon? (lit.: How have you spent the day?)

M-2

Kè tihotse sentiê.

I'm fine (This afternoon--second greeting of day)

Kè tsogile sentiê.

I'm fine (First greeting of day)

C-1

A: Ǫ tihotse jang?

B: Kè tihotse sentiê.

Wêna, Ǫ tihotse jang?

A: Kè tihotse sentiê.

C-2 (A meets B the second time in one day)

A: Dumêla, [Mma].

B: Dumêla, [rra].

Ǫ tihotse jang?

A: Kè tihotse, [mma].

Wêna, Ǫ tihotse?

B: Kè tihotse, [rra].

M-3.

Lo tsogile jang?

How are you all (this morning)?

Lo tihotse jang?

How are you all (this morning)?

Lo tantsha jang?

How do you all dance?

Lo ithuta jang?

How do you all study?

M-4

Re tsogile sentiê.

We are fine (this morning).

Re tihotse sentiê.

We are fine (this afternoon).

Re bina sentlê.

We dance well.

Re ithuta sentlê.

We study well.

C-3

A: Lo tsogile jang?

How are you all?

B: Re tsogile sentlê.

We are fine.

C-4

A: Dumêlang, [borra].

B: Dumêla, [rra].

A: Lo tsogile jang?

B: Re tsogile sentlê, [rra].

Wêna, ò tsogile jang?

A: Kè tsogile.

C-5

A: Lo tswa kae?

Where are you coming from?

B: Re tswa [Lobatsê].

We're coming, from [Lobatsi].

C-6

A: Lo ya kae?

Where are you going?

B: Re ya [Gaborone].

We're going to "Gaborone".

NOTES: CYCLE 12

Le is used by many people instead of lo for 'you all'.

CYCLE 13 IDENTIFICATION: WHO? ME?M-1

To the teacher: Present C-1 as a monologue before practicing the following:

Êné, ké Tom.

Him, he's Tom.

Êné, ké Susan.

Her, she's Susan.

Êné, ké Moremi.

Him, he's Moremi.

C-1

A: (As a monologue):

Nna, kè Motshwane. (pointing to self)

Me, I'm Motshwane.

Wèna, ð John. (pointing to John)

You, you're John.

Êné, ké Tom. (pointing to Tom but speaking to John)

Him, he's Tom.

M-2

To the teacher: Present C-2 as a monologue before practicing the following:

Êné, leina la gagwê ké Susan.

(As for) her, her name is Susan.

Êné, leina la gagwê ké Tom.

(As for) him, his name is Tom.

Êné, leina la gagwê ké [     ].

C-2

A: (As a monologue)

Nna, leina la me ké Moremi.

Me, my name is Moremi.

Wèna, leina la gago ké Tom.

You, your name is Tom.

Êné, leina la gagwê ké Susan.

She, her name is Susan.

C-3

A: Tla kwano!

B: Mang? Nná?

A: Ee; Wèna. Tla kwano!



C-4

A: Tla kwano!

B: Mang?, nná?

A: Nyaa, êné.

Or: Nyaa, Tau.

C-5

A: Wêna, ò mang?

You, who are you?

B: Nná?

Me?

A: Ee, wêna.

Yes, you.

B: Leina la me ké [Moagi].

My name is [Moagi].

C-6

A: Ké mang?

Who is he?

B: Mang?

Who?

A: Êné.

Him.

B: Ké [Moremi].

He's [Moremi].

C-7

A: Ke ya [Serowê].

I'm going to Serowe.

B: Wêna?

You?

C: Ee.

Yes.

NOTES: CYCLE 13

Pronoun summary through cycle 13--

Independent pronouns:

1st person singular

nná

'I'

2nd person singular

wêna

'you'

3rd person singular

êné

'he'

**Possessive Pronouns:**

1st person singular	(-a) me
2nd person singular	(-a) gago
3rd person singular	(-a) ga gwê

**Subject concord pronouns:**

kè	rè
ò	lò
ó	

**Subject pronouns for the copula, "to be":**

kè	I am	ké	they are
ò	you are		
ké	he/she it is		

CYCLE 14 KNOCK, KNOCK: WHO'S THERE?C-1

A: Ko ko.

'Knock knock'.

B: Tsêna.

Come in.

C-2

A: Ko ko.

B: Ké mang?

Who is it?

A: Kè nná.

It's me.

Or: Kè [John].

B: Tsêna, rra.

A: Dumêla.

B and A: Rest of formulaic greetings exchanged.

A: Nnà fatshe

Sit down.

C-3

C-3 and C-4 may be inserted in C-2 above after "Ké mang?" if it's night time or if one's suspicions are aroused. At other times these additional questions would seem impertinent.

A: Kè nná.

B: Wêna mang?

Who are you? (lit.: you who?)

A: Kè [John].

Or: Nnà [John].

C-4

A: Kè [Sechele].

B: [Sechele] ké mang?

[Sechele] who? (which "Sechele"?)

A: Kè [Moremi Sechele].

CYCLE 15 IDENTIFICATION: IS HIS NAME TAU?M-1

A ké Tau?	Is he Tau?
A ké Moagi?	Is he Moagi?
A ké John?	Is he John?
A ké Carol?	Is she Carol?

C-1

A: A ké [Tau]?	Is he [Tau]?
B: Ee, ké [Tau].	Yes, he's [Tau].

M-2

Ga se Tau	He is not Tau.
Ga se Moagi	He is not Moagi.
Ga se Bill.	He is not Bill.
Ga se Carol.	He is not Carol.

C-2

A: A ké [Tau]?
B: Ga se [Tau]. Ké [Motshwane].

M-3

A leina la gagwê ké Tau?	Is his name Tau?
A leina la gagwê ké Moagi?	Is his name Moagi?
A leina la gagwê ké Bill?	Is his name Bill?
A leina la gagwê ké Carol?	Is her name Carol?

C-3

A: A leina la gagwê ké [Carol]?
B: Ee, ké [Carol].

M-4

Leina la gagwê ga se Tau.

His name isn't Tau.

Leina la gagwê ga se Moagi.

His name isn't Moagi.

Leina la gagwê ga se Bill.

His name isn't Bill.

Leina la gagwê ga se Carol.

Her name isn't Carol.

C-4

A: A leina la gagwê ké [Moagi]?

B: Leina la gagwê ga se [Moagi].

Ké [Moremi].

NOTES: CYCLE 15

Ga se is used in the negative counterparts of the sentences in cycles 1 and 3 and means "he/she/it is not".

CYCLE 16: I WANT TO LEARN SETSWANA.M-1

0 ithuta 'ng?

What are you studying?

0 bala 'ng?

What are you reading?

0 bua 'ng?

What do you speak?

0 dira 'ng?

What are you doing?

M-2

Kè ithuta Setswana.

I'm learning Setswana.

Kè bua Setswana.

I speak Setswana.

Kè itse Setswana.

I know Setswana.

Kè bala Setswana.

I read Setswana.

C-1

A: 0 [ithuta] 'ng?

What are you [studying]?

B: Kè [ithuta] Setswana.

I'm [studying] Setswana.

M-3

Kè batla go ithuta Setswana.

I want to learn Setswana.

Kè batla go bua Setswana.

I want to speak Setswana.

Kè batla go itse Setswana.

I want to know Setswana.

Kè batla go bala Setswana.

I want to read Setswana.

Kè batla go kwala Setswana.

I want to write Setswana.

C-2

A: 0 batla 'ng?

What do you want?

B: Kè batla go [ithuta] Setswana.

I want to [learn] Setswana.

M-4

Kè batla pampiri.

I'm looking for paper.

Kè batla masi.

I'm looking for milk.

Kè batla molelô.

I'm looking for a match.

Kè batla sukiri.

I'm looking for sugar.

C-3

A: O batla'ng?

What are you looking for?

B: Kè batla [molelô].

I'm looking for [a match].

M-5

Re batla go bërêka.

We want to work.

Re batla go bua.

We want to speak.

Re batla go tsamaya.

We want to go for a walk.

Re batla go saia.

We want to stay behind.

Re batla go ôpêla.

We want to sing.

C-4

A: Lo batla'ng?

What do you all want?

B: Re batla go [ôpêla].

We want to [sing].

NOTES: CYCLE 16

Batla means 'want' in the sense of 'look for', 'seek' or 'require'—not in the sense 'ask for', 'beg', or 'request'. Another verb, kopa, is used in the latter sense and will be used later in the text. It is extremely impolite to use batla when asking someone for something—as it is equivalent to a demand. It is kopa which is used for that purpose.

CYCLE 17 IDENTIFICATION: IT'S NOT SUGAR, IT'S SALT.

M-1

To the teacher: Teach the following by REPETITION (the class, then individuals repeating the entire sentence after you). Allow students to taste so as to get an idea of what each vocabulary item is. Use the real thing. Don't make students pretend water is beer because some will learn bojalwa for "water".

Ga se masi, ke metsi.                      It's not milk, it's water.

Ga se kofi, ke tee.                              It's not coffee, it's tea.

Ga se sukiri, ke letswai.                      It's not sugar, it's salt.

C-1

A: Mpha [sukiri].                                 Give me the sugar.

(receives [salt]; protests)

Nyaa, ga se [sukiri]; ke                         No it's not sugar, it's salt.  
[letswai].

B: Intshwarêlê, ke fositse.                         Excuse me, I made a mistake.

B: (Receives the [sugar])                         Thanks.  
Ke itumetse.



CYCLE 18 GREETINGS: INFORMALM-1

Ø kae?

How are you? (lit.: Where are you?)

Lo kae?

How are all of you?

M-2

Kê teng.

I'm fine. (lit.: I am here.)

Re teng.

We're fine. (lit.: We're here.)

C-1

A: Ø kae, rra?

B: Kê teng, rra.

C-2

A: Dumêla, [        ].

B: Dumêla, [        ]. Ø kae?

A: Kê teng, [        ]. Wêna, Ø kae?

B: Kê teng.

C-3

A: Dumêlang, [        ].

B: Dumêla, [        ].

A: Lo kae?

B: Re teng, [        ]. Wêna Ø kae?

A: Kê teng.

C-4

A: Dumêlang, [borra].

B: Dumêlang, [bomma]. Lo kae?

A: Re teng. Lona, lo kae?

B: Re teng, [        ].

C-5

A: Dumêla, [rra].

B: Dumêla, [rra]. O kae?

A: Ke teng, [     ]. Wêna, o tsogile?

B: Ke tsogile.

Of: Ke teng.

NOTES: CYLCE 18

This greeting is interchangeable with o tsogile jang?  
and o tshotse jang?.

CYCLE 19: HE'S A MOTSWANA, HE COMES FROM BOTSWANA.M-1

Begin with this monologue:

Nna, ké tswa Botswana. Ké Motswana.

Wéna, ð tswa Amerika. ð Moamerika.

Ené, ó tswa Fora. Ké Mofora.

(Hold up picture of De Gaulle, Brigitte Bardot, or any famous living Frenchman)

M-2

Ke tswa Amerika.

I come from America.

Ke tswa Botswana.

I come from Botswana.

Ke tswa Lesotho.

I come from Lesotho.

Ke tswa Enyelane.

I come from England.

Ke tswa moseja.

I come from overseas.

M-3

O tswa kae?

Where do you come from?

C-1

A: A ð tswa Amerika?

B: Ee, ké tswa Amerika.

Wéna ð tswa kae?

A: Ké tswa Botswana.

C-2

A: Ó tswa kae?

B: Nna?

A: Ee.

B: Nna, ké tswa Amerika.

M-4

Give the name of a famous living person and tell the students his nationality.

Ké Moamerika.	He's an American.
Ké Lekgoa.	He's an European.
Ké Mojêrêmane.	He's a German.
Ké Leburu.	He's an Afrikaaner.
Ké Mosotho.	He's a Mosotho.
Ké Mofora.	He's a Frenchman.
Ké Le-Mosarwa.	He's a Bushman.

C-3

T: Ké mang [Elvis Presley]?

S: Êné, ké [Moamerika].

C-4

T: [Mosotho] ǃ tswa kae?

S: O tswa [Lesotho].

NOTES: CYCLE 19

O tswa kae? can mean both "where are you coming from?" and "where do you come from?". You will find in communicating with people that if you answer the 'wrong' question, they will merely repeat it again until you give them the answer they want. Or they may add:

Ke raya jaanong. "I mean right now."

Ke raya kwa gaeno! "I mean your birthplace."

The word 'European' used here to translate lekgoa, must be understood to mean any person of European ancestry, even though he may not have been born in Europe.

Note also the difference in class membership for nouns of nationality. When such a noun is placed in the le-/ma- class (class 3), it is to be considered somewhat of an insult. That is, the Batswana have found some reason (whether conscious or not) for disliking the group. People usually are placed in the mo-/ba- class.

You may notice a trend among modern Batswana to place all nationality nouns in class 1, where formerly all non-Sotho peoples were put in class 3. The system is in a state of flux so don't be surprised if you hear leamerika, Lefora, Lejeremane, etc.

CYCLE 20: WHAT ARE THEY DOING?M-1 (as a monologue)

Nna, kè bala buka.

Wèna, ò bala buka. (giving book to addressee)

Ènè, ó bala buka. (pointing to a third party)

Rona, re bala buka.

Lona, lo bala buka.

Bônè, ba bala buka.

M-2

Kè dira'ng?

What am I doing?

Ò dira'ng?

What are you doing?

Ó dira'ng?

What is he doing?

Re dira'ng?

What are we doing?

Lo dira'ng?

What are you doing?

Ba dira'ng?

What are they doing?

First tell X to do one of the sample actions given below. Ask X or Y what X is doing.

For example:

C-1

T(eacher) (to John and Bill): Balang lokwalô. Lo dira'ng?

John and Bill: Re bala lokwalô.

or T (to John and Bill): Buang Setswana. Ba dira'ng? Rich.

Rich: Ba bua Setswana.

## Sample actions:

batla pampiri, lokwalô, sukiri, maši

bua Setswana, Sekgoa

bala lokwalô

ôpêla sentlê

tantsha sentlê

kwala lekwalô.

kwala ka pênê/pênsêlê.

**To the student:** Outside of class you can ask your language instructor these questions--Ke dira'ng, Ba dira'ng?, etc. so that you can learn new vocabulary.

CYCLE 21: WHAT COUNTRY IS THIS ?M-1

Use the maps from cycle 8 for the following:

Fa ké Lesotho.	Here is Lesotho.
Fa ké Botswana.	Here is Botswana.
Fa ké Republic.	Here is the Republic.
Fa ké South West Afrika.	Here is South West Afrika.
Fa ké Rhodesia.	Here is Rhodesia.
Fa ké Swaziland.	Here is Swaziland.
Fa ké Malawi.	Here is Malawi.
Fa ké Zambia.	Here is Zambia.
Fa ké Angola.	Here is Angola.

M-2

Ke lefatshe lefe fa?

Which country is this one here? (pointing)

C-1

A: Ké lefatshe lefe fa?	What country is this?
B: Ké [Botswana].	It is [Botswana].
or: Ké lefatshe la [Botswana].	
or: Fa ké [     ].	

C-2

A: [Botswana] ké fa kae?	Where is [Botswana]?
B: Ké fa.	It's here.

C-3

A: A ké [Botswana] fa?	Is this [Botswana] here?
B: Ee, ké [Botswana].	Yes, it's [Botswana].
Or: Nyaa ga se [Botswana].	No, it's not [Botswana].
Ké [Swaziland].	It's [Swaziland].



CYCLE 22 WEATHER REPORT: IT'S COLD.M-1

Get pictures (or draw appropriate ones on the board) that clearly show the following weather conditions.

Go tsididi kwa ntlê.	It's cold outside.
Go molelô kwa ntlê.	It's hot outside.
Go bothithô kwa ntlê.	It's warm outside.
Go phefô kwa ntlê.	It's windy outside.

M-2

A go tsididi kwa ntlê?	Is it cold outside?
A go molelô kwa ntlê?	Is it hot outside?

C-1

A: A go tsididi kwa ntlê?	Is it cold outside?
B: Ee, go tsididi.	Yes, it's cold.
Or: Nyaa, go molelô.	No, it's hot.

M-3

A go bothithô gompieno?	Is it warm today?
A go molelô gompieno?	Is it hot today?

C-2

A: A go bothithô gompieno?	Is it warm today?
B: Ee, go bothithô.	Yes, it's warm.
Or: Nyaa, go tsididi.	No, it's cold.

C-3

A: A go tsididi kwa ntlê?	Is it cold outside?
B: Nyaa, go bothithô.	No, it's warm.

C-4

A: A go molelô gompieno?

Is it hot today?

B: Nyaa, go bothithô fêla.

No, it's only warm.

M-4

Go ntse jang kwa ntlê?

How is it outside? What's (the weather) like outside?

C-5

A: Go ntse jang kwa ntlê?

How is it outside?

B: Go tsididi.

It's cold.

A: A go tsididi thata?

Is it very cold?

B: Ee, go tsididi thata.

Yes, it's very cold.

Or: Ee, thata.

Yes, very.

NOTES: CYCLE 22Some say and spell the expression gompjeno.It should be noted that with certain nouns indicating the natural states of day and night, light and dark, and seasonal conditions, the locative class SC go- is used.Seramê may be used in place of tsididi; mogote for molelô.

CYCLE 23: THEY ARE STUDENTS.M-1

(As a monologue first, then have students repeat after you until they are able to give it as a monologue)

Nna, kè moruti.

Wèna, ò morutwana.

Ènè, ké morutwana.

Rona, rè baruti.

Lona, lò barutwana.

Bônè, ké barutwana.

C-1

A: Dumêla, [     ].

B: Dumêla, [     ].

(rest of greeting formula)

A: Ô tswa kae?

B: Kè tswa Gabonone.

Kè batla go bêrêka.

I want to (find) work.

A: Ô bêrêka'ng?

What do you do (for living)?

B: Kè [mokwaledi].

I'm a secretary.

M-2

(Use pictures which clearly show people engaged in the following occupations)

Kè mokwaledi.

He's a secretary.

Kè moagi.

He's a contractor/builder.

Kè moroki.

He's a tailor.

Kè moruti.

He's a priest/teacher.

M-3

Ké bakwaledi.

They are secretaries.

Ké baagi.

They are contractors/builders.

Ké baroki.

They are tailors.

Ké baruti.

They are teachers/priests.

M-4

Ké bomang?

What are they? (What do they do for a living?)

C-1

A: (spying a group of people unknown to him)

Ké bomang?

B: Ké [baruti].

CYCLE 24: WHAT TIME IS IT.M-1

Use a clock to demonstrate and practice the following:

Ke 4:00.	It's 4:00 o'clock.
Ke "half past" 4:00.	It's 4:30.
Ke "quarter past" 4:00.	It's 4:15.
Ke "quarter to" 5:00.	It's 4:45.
Ke "five past" 4:00.	It's 4:05.
Ke "ten to" 5:00.	It's 4:50.
Ke "seventeen minutes past" 4:00.	It's 4:17.

M-2

Nakô ke mang? What time is it?

C-1

A: Ke nakô mang? What time is it?

Or: Nakô ke mang?

B: Ke [4:00]. It's [4:00] o'clock.

M-3

Use play money in the same denominations as exist in Botswana if you do not have the real thing available.

Ke 5 rant.	It's R: 5.00.
Ke 25 cents.	It's R: 0.25.
Ke 1 rant 75.	It's R. 1.75.
Ke 5 shiling.	It's R. 0.50.
Ke 2 and 6.	It's R. 0.25.
Ke 6 pensi.	It's R. 0.05.
Ke tiki.	It's R. 0.02 1/2.
Ke 10 shiling.	It's R. 1.00.
Ke 17 and 6.	It's R. 1.75.

M-4

Ké bokae?

How much is it?

C-2

Customer: Ké batla go rêka [pênsêlê]. Ké bokae?

Shopkeeper: Ké[1 sentê].

NOTES: CYCLE 24

Because of the recent change in the monetary system early in the 1960's, the former system (i.e. British) is still in use alongside the new. Most shopkeepers price their goods in both systems: e.g. an item might be marked 1/6 or R. 0.15. (Compare this to our switch from 2 letter prefixes to 7 number phone numbers. Though the change took place many years ago--many people still use their old prefix instead of the 2 numbers.

Though Setswana has its own words for the numerical system, you will find most Batswana, no matter how little English they know, will tell time and shop (i.e. count their currency) in English. Most counting of objects (such as books, people, etc.) is done in Setswana if the number is less than 7, if over 7 the Setswana numbers (which you will be learning shortly) are considered too cumbersome to use. There is no hard and fast rule for any of these activities as it seems to depend upon too many individual factors warrant a more careful description.

CYCLE 25: IS SEROWE A TOWN OR A VILLAGE?M-1

(use maps from cycle 8)

Serowê ké motse.

Serowe is a village.

Ramoutswa ké motse.

Ramoutsa is a village.

Tlokweng ké motse.

Tlokweng is a village.

M-2

Lobatsê ké torôpô.

Lobatsi is a town/city.

Gaborone ké torôpô.

Gaberones is a town/city.

Francistown ké torôpô.

Francistown is a town/city.

Mafikeng ké torôpô.

Mafeking is a town/city.

New York City ké torôpô.

New York City is a town/city.

Gauteng ké torôpô.

Johannesburg is a town/city.

Tshwane ké torôpô.

Pretoria is a town/city.

Taâmaneng ké torôpô.

Kimberly is a town/city.

M-3

A Serowê ké torôpô kana motse?

Is Serowe a town or a village?

C-1 (use map)

A: Tlokweng ké fa kae?

B: Ké fa.

A: A ké motse kana torôpô?

B: Ké motse.

C-2

A: [Lobatsê] ké'ng?

B: Ké [torôpô].

NOTES: CYCLE 25

There are several other words used for 'or' that seem to survive in peaceful coexistence with kana: kampo, ampo, kgotsa, and kante. These 'or's' are like our own in that they can mean both "either/or" or "and/or".

A note on the names of some towns. Gauteng means 'the place where gold is found'--gauta 'gold' and -ng indicates 'place of'. Likewise Taamaneng 'place where diamonds (taemane) are found' and Mafikeng 'stony place'. Notice that the latter has been changed to Mafeking by the Europeans.



CYCLE 26: I DON'T SPEAK SETSWANA WELL.M-1

Ga ké bue Setswana sentiê.	I don't speak Setswana well.
Ga ké bale Setswana sentiê.	I don't read Setswana well.
Ga ké kwale Setswana sentiê.	I don't write Setswana well.
Ga ké itse Setswana sentiê.	I don't know Setswana well.
Ga ké utlwe Setswana sentiê.	I don't understand Setswana well.

C-1

(PCV meets Motswana for the first time )

PCV: Dumêla, [     ].

Motswana: Dumêla, [     ].

(rest of greeting formula)

Motswana: Ao, ð itse Setswana. ð motswana.

PCV: Nyaa, rra, ga ké itse Setswana sentiê.

M-2

A ð bua Setswana (sentiê)?	Do you speak Setswana (well)?
A ð bala Setswana (sentiê)?	Do you read Setswana (well)?
A ð kwala Setswana (sentiê)?	Do you write Setswana (well)?
A ð itse Setswana (sentiê)?	Do you know Setswana (well)?
A ð utlwa Setswana (sentiê)?	Do you understand Setswana (well)?

M-3

ð itse go bua Setswana.	You know (how) to speak Setswana.
ð itse go bala Setswana.	You know (how) to read Setswana.
ð itse go kwala Setswana.	You know (how) to write Setswana.

M-4

A ð itse go kwala Setswana?	Do you know how to write Setswana?
-----------------------------	------------------------------------

C-2

A: A ð itse go bala lekwalô la Setswana? Do you know how to read a letter (written) in Setswana?

B: Nyaa, ga ke itse go bala Setswana.

C-3

A: A go bothitho kwa ntle?

B: (who hasn't been outside all day)  
Ga ke itse. I don't know.

C-4

A: (mumbling anything)  
Intshware!e, ga ke utlwe sentle. I'm sorry, I don't understand (you) well.

NOTES: CYCLE 26

Ga ke itse can be used only with the meaning "I don't know (a fact)"--not with the meaning "I don't know him, her, or it"--"it" such as in "Setswana" and "how to read". When the latter is intended, an object pronoun must be inserted between the subject concord and the verb. This will be included in a later lesson.

Ga ke utlwe means "I don't understand you" either 1) "because I don't hear what you are saying, that is, you are not speaking clearly or loudly enough", 2) "because I don't speak Setswana and anything you say to me I won't be able to comprehend", or 3) "because I am deaf".

CYCLE 27: WHAT ARE THESE THINGS?M-1

Use props (either the real object or a picture of it). Hold up (or point to) one and give singular. Then hold up two or more and give plural form.

Ke lefofa.	Ke mafofa.	feather
Ke lebokosê.	Ke mabokosê.	box
Ke leswana.	Ke maswana.	spoon
Ke lesapô.	Ke masapô.	bone
Ke leseae.	Ke maseae.	baby
Ke leru.	Ke maru.	cloud

M-2

Selô se ke eng?

Dilô tse ke eng?

M-3

Ke sekolo.	Ke dikolo.	school
Ke selêpê.	Ke dilêpê.	axe
Ke segwana.	Ke digwana.	calabash
Ke segokgo.	Ke digokgo.	spider
Ke sebaga.	Ke dibaga.	bead
Ke seatla.	Ke diatla.	hand

M-4

Ke monna.	Ke banna.	man
Ke mosadi.	Ke basadi.	woman
Ke moagi.	Ke baagi.	builder
Ke morutwana.	Ke barutwana.	student

M-5

Place a group of objects before you and ask:

"lebôkôsê" ke selô sefe?

"lefofa" ke selô sefe?

C-1

T: "Lebôkôsê" ke selô sefe?

S: Ke se. (pointing)

NOTES: CYCLE 27

The vocabulary words are not important--use any noun from class 3 you can get props for. What is important is that the student learn the singular and its corresponding plural for class 1, 3, and 4.

You do not have to make certain he remembers the meaning of the words--just that if he hears a new word, such as 'legora', he knows the plural must be 'mâgora'.

Summary of noun classes to cycle 27

	Singular	Plural	Example
Class 1	mo-	be-	monna, banna, mma, bomma
Class 1a	∅	bo	
Class 2			
Class 3	le-	ma-	lefofa, mafofa
Class 4	se-	di-	sekôlô, dikôlô
Class 5			
Class 6			
Class 7			

You have had nouns from many classes in other lessons so far, but not systematically pointed out to you.

In cycle 7--tsala, tichêê, ngaka, etc. are all class 5 singular. There is no singular prefix for nouns of this class. In cycle 11--bojalwa is a class 7 singular noun. bo- is the prefix. The word lokwalô used in various cycles is a class 6 singular noun, the prefix is lo-.

CYCLE 28: WHERE DO YOU LIVE?M-1

ǀ ńná kae?

Where do you live? /are you living?

ǀ bêrêka kae?

Where do you work?

ǀ tséna sekola kae?

Where do you go to school?

M-2

Kê ńná kwa Gaborone.

I live in Gaborones.

Kê ńná kwa gae.

I live at home. (birthplace)

Kê ńná kwa Moeding.

I live in Moeding.

Kê ńná kwa (pointing with  
head, hand, or eyes)

I live over there (in that direction).

C-1

A: ǀ ńná kae?

Where do you live?

B: Kê ńná kwa [     ].

I live [     ].

M-3

Ga ké ńná kwa Gaborone.

I don't live in Gaborones.

Ga ké bereke kwa Gaborone.

I don't work in Gaborones.

C-2

A: A ǀ [bêrêka] kwa [Gaborone]? Do you [work] in [Gaborones]?

B: Nyaa ga ké [bereke] kwa  
[Gaborone].

Kê [bêrêka] kwa [Mochudi].

A: E, he. ǀ bêrêka'ng?

B: Ke tichêrê kwa Molefi Secondary School.

C-3

A: O bĕrĕka kae?

B: Ga kĕ bereke.

Kĕ nĭnĭ kwa gae.

M-4

Ō tsĕna sekolo kae?

Where do you attend school?

Ō tsĕna kĕrĕkĕ kae?

Where do you attend church?

C-4

A: Ō bĕrĕka kae?

B: Ga kĕ bereke.

Kĕ tsĕna sekolo.

A: E, he go Siame.

Ō tsĕna sekolo kae?

B: [Serowĕ].

CYCLE 29: I'M COUNTING IN SETSWANA.M-1

To the instructor: Introduce counting in Setswana by the following demonstration:

T: Ke bala ka Setswana. Reetsang! I'm counting in Setswana. Listen!  
 bongwe, bobedi, boraro, bonê, One, two, three, four, five.  
 botlhano.

(counting on the fingers in Setswana fashion)

C-1

A: A ð itse go bala ka Setswana? Do you know how to count in Setswana?

B: Nyaa, mme ke batla go ithuta. No, but I want to learn.

A: Go siame. Reetsa: bongwe, All right. Listen,  
 bobedi, boraro, bonê, botlhano.

B: bongwe, bobedi, boraro, bonê  
 botlhano.

M-2

To the instructor: use a calendar to teach the following:

Ké letsatsi. This is a day.

Ké beke. This is a week.

Ké kgwedi. This is a month.

Ké ngwaga. This is a year.

C-2

Do the elements of M-2 as a monologue.

M-3

Ké Mmantaga. It's Monday.

Ké Labobedi. It's Tuesday.

Ké Laboraro. It's Wednesday.

Ké Labonê. It's Thursday.

Ke Labotlhano.

It's Friday.

Ke Sateretaga.

It's Saturday.

Ke Sontaga.

It's Sunday.

M-4

Ke la bokae?

What day is this? (lit.: How much is (the day)?)

C-3

A: Ke la bokae?

B: Ke [            ].

M-5

In teaching the following, change the names of the days to fit the actual situation of the day on which the lesson is studied.

Gompieno ke Mmantaga.

Today is Monday.

Ka mosô ke Labobedi.

Tomorrow is Tuesday.

M-6

Gompieno ke la bokae?

What's today? (lit.: Today is the (day) of how many?)

Ka mosô ke la bokae?

What's tomorrow?

NOTES: CYCLE 29

There are two sets of terms for the numbers. One set, here taught, has the prefix bo- attached, the other set has Class 5 'prefixes'. The bo- set has been taught first as it is a bit easier than the other due to the latter's 'strange' (i.e., non-English) phonological changes. The difficulties will become clear to you later in the course work.

Notice that the days of the week have been named numerically, beginning with Monday as the first day of the week. Thus, Tuesday, the second day is (letsatsi) la bobedi, Wednesday, (letsatsi) la boraro, etc. The Afrikaans words for Monday, Sunday and Saturday, however, have replaced the original Setswana. Occasionally you will find Freitaga, Matlhatsô, and Tshipi, for Friday, Saturday and Sunday, respectively. Also, it is to be mentioned that in the northern dialects people tend to say Lwa in place of the La of Labobedi, etc.





FLOWER  
POPPY

# AUGUST 1968

BIRTHSTONE  
SARDONYX



SUN	MON	TUE	WED	THU	FRI	SAT
1 First Quarter 1st-30th	2 Full Moon 8th	3 Last Quarter 15th	4 New Moon 23rd	5	6	7
8	9	10	11	12	13	14
15	16	17	18	19	20	21
22	23	24	25	26	27	28
29	30	31				

CYCLE 30: I'M EATING.M-1

Ke ja switshi.

I'm eating candy.

Ke nwa maši.

I'm drinking milk.

Ke bala buka.

I'm reading a book.

Ke sega pampiri.

I'm cutting paper.

Ke tshameka dikarata.

I'm playing cards.

Ke tihatswa dijana.

I'm washing dishes.

M-2

O dira'ng?

What are you doing?

M-3

Ke a ja.

I'm eating.

Ke a nwa.

I'm drinking.

Ke a bala.

I'm reading.

Ke a sega.

I'm cutting.

Ke a tshameka.

I'm playing.

C-1

A: Motsei!

B: Mma!

A: Tla kwano.

B: Ke a bêrêka, mma.

A: O dira'ng?

B: Ke a tihatswa.

M-4

Kè a itse.

I know.

Kè a bôna.

I see.

Kè a utlwa.

I understand.

Ke a dumêla.

I agree.

Ke a itumêla.

I'm happy (to hear that).

Ke a leboga.

I'm thankful.

C-4

A: Að itse John Thomas, tichêrê ya go bua Sekgoa?

B: Ee, ó siame.

He's a nice guy.

A: Ke a dumêla.

NOTES: CYCLE 30

The sentences in M-4 are all, save the last, "conversation fillers". (That is they are used just as we use "uh uh", "oh really", "yeh", etc. When someone is telling us something, we are 'required' to add something ourselves from time to time or else the speaker will think we are not listening to him and will be offended.) Ke a leboga is an extremely formal way of saying "Thanks" and is about as commonly used as is "I'm thankful" in English. 'Ke itumetse' and 'Tanki' are the most commonly used forms for this purpose.

Tswana has two forms for the present tense positive which we arbitrarily term the 'long form' and the 'short form'. The long form employs a formative -a- and is used when the verb ends the sentence and has no objectival or adverbial adjunct following it. The short form does not employ the formative, and is used when the verb is followed by some adjunct. Normally the present tense is indicative of actions taking place in present time, or, like English, may be used to indicate future action, or customary or habitual action. There is no special negative form. The regular negative (cycle 26) serves both.

CYCLE 31: IT'S LINDA'S EARRING.M-1Ke sekê<sup>ê</sup> sa ga Linda.

It's Linda's skirt.

Ke sekipa sa ga Linda.

It's Linda's sweater.

Ke setlhako sa ga Linda.

It's Linda's shoe.

Ke selôtlêlê sa ga Linda.

It's Linda's key.

M-2

Se ke eng?

What's this?

C-1A: (seeing B,C, and D on hands and  
knees in the classroom)

Lo batla'ng?

What are you looking for?

B,C,D: Ke sa [selôtlêlê] sa ga [Bob].

C-2

T: Selô se ke [Setlhako] sa ga mang?

S: Ke sa ga [Frank].

M-2

Ke lenyena la ga Nancy.

It's Nancy's earring.

Ke lekwalô la ga Nancy.

It's Nancy's letter.

Ke lebôkôsê la ga Nancy.

It's Nancy's box.

Ke lejê la ga Nancy.

It's Nancy's stone.

M-3

Ke lebôkôsê la me.

It's my box.

Ke lebôkôsê la gago.

It's your box.

Ke lebôkôsê la gagwê.

It's his box.

Ke lebôkôsê la rona.

It's our box.

Ke lebôkôsê la lona.

It's your box.

Ke lebôkôsê la bonê.

It's their box.

C-3

Steve: Dumêla, John.

John: Dumêla, Steve.

(Greeting Exchange)

Steve: O dira'ng. A o batla go tshameka bolo?

John: Nyaa, ke batla go bala lekvalô la me.

CYCLE 32: SALT AND PEPPERM-1

Kè batla letswai le pepere.	I would like salt and pepper.
Kè batla borôthô le bôtôrô.	I would like bread and butter.
Kè batla kofi le maši.	I would like coffee and cream.
Kè batla tee le sukiri.	I would like tea and sugar.
Kè batla reisi le nama.	I would like rice and meat.

C-1

Waiter: O batla'ng, rra?	What would you like (to order) sir?
Customer: Ke batla nama le reisi, borôthô le bôtôrô le jemê, le tee le sukiri le maši.	I would like rice and meat, bread with butter and jam and tea with milk and sugar.

M-2

John ó tsamaya le mang?	Who is John going with?
John ó palama le mang?	Who is John riding with?
John ó ja le mang?	Who is John eating with?
John ó nnà le mang?	Who is John staying with?
John ó na le mang?	Who is with?

C-2

Tom and Mike: Ko Ko!	
MmaBill : Tsê nang, borra. (Inside) Dumêlang, borra.	
Tom and Mike: Dumêla, ma (rest of greeting). Lo batla mang? Re batla go bua le Bill. A ó mo gae?	
MmaBill : Ee, borra. Iketleng pele. (Calling to Bill) Bill, tla kwan. Ditsala tsa gago, Mike le Tom, ba batla go bua le wêna.	

C-3

A walks in and sees his roommate is on the phone. He asks his other roommate B.

A: Ó bua le mang?

Who is he speaking with?

B: Ó bua le [Susan].

He is speaking with [Susan].

C-4

A: Ó ya kae?

B: Kê ya kwa [poscag].

A: Ó ya kwa posong le mang?

B: Kê ya le [rrê].

Or: Le [rrê].

C-5

A: [John] Ó nnâ le mang?

B: Ó nna le tsala ya gagwê [Bill].

M-3

Nna le ênê re ditsala.

He and I are friends.

Nna le wêna re ditsala.

You and I are friends.

Nna le lona re ditsala.

You (all) and I are friends.

Nna le bônê re ditsala.

They and I are friends.

C-6

A: A o itse [Al Martin]?

B: Eee. Nna le ênê, re tsêna sekolo mmôgô.

Why yes, he and I go to school together.

NOTES: CYCLE 32

Though there is no hard and fast rule about it, it seems "better" when there are two pronouns, to put the first person one first, and to put the second person before that.

$\overline{\text{nn}}\text{a}$  (or  $\overline{\text{ron}}\text{a}$ ) +  $\overline{\text{w}}\overline{\text{e}}\overline{\text{n}}\overline{\text{a}}$   
 $\overline{\text{e}}\overline{\text{r}}\overline{\text{e}}$   
 $\overline{\text{l}}\overline{\text{o}}\overline{\text{n}}\overline{\text{a}}$  or  
 $\overline{\text{b}}\overline{\text{o}}\overline{\text{n}}\overline{\text{e}}$

$\overline{\text{e}}\overline{\text{n}}\overline{\text{e}}$   
 $\overline{\text{w}}\overline{\text{e}}\overline{\text{n}}\overline{\text{a}}$  (or  $\overline{\text{l}}\overline{\text{o}}\overline{\text{n}}\overline{\text{a}}$ ) +  $\overline{\text{b}}\overline{\text{o}}\overline{\text{n}}\overline{\text{e}}$

The word ie may mean either 'with' or 'and' depending upon the context.



CYCLE 33: THIS CHAIR IS JOHN'S, THAT CHAIR IS BILL'S.M-1

(Pointing to make the meaning clear, teach this M-phase as a monologue.)

Sesepa se, sesepa seo.	This soap, that soap.
Setilô se, setilô seo.	This chair, that chair.
Setlhako se, setlhako seo.	This shoe, that shoe.
Selôtlêlê se, selôtlêlê seo.	This key, that key.

M-2

Sesepa se ke sa ga [John].	This soap is John's.
Setilô se ke sa ga [John].	This chair is John's.
Setlhako se ke sa ga [John].	This shoe is John's.
Selôtlêlê se ke sa ga [John].	This key is John's.

(Use the name of student nearby to whom you have given soap, etc.)

M-3

Sesepa seo ke sa ga [Bill].
Setilô seo ke sa ga [Bill].
Setlhako seo ke sa ga [Bill].
Selôtlêlê seo ke sa ga [Bill].

C-1

A: A sesepa se kana seo ke sa ga [John]?

B: Ke (sesepa) se.

C-2

A: Selôtlêlê seo ke sa ga mang?      B: Ke sa ga [George].

M-4

Lebôkôsê le, lebôkôsê leo.

This box, that box.

Lekwalô le, lekwalô leo.

This letter, that letter.

Lejê le, lejê leo.

This stone, that stone.

Lee le, lee leo.

This egg, that egg.

Lenyena le, lenyena leo.

This earring, that earring.

M-5

Lebôkôsê le ke la ga Carol.

This box is Carol's.

Lekwalô le ke la ga Carol.

This letter is Carol's.

Lejê le ke la ga Carol.

This stone is Carol's.

Lee le ke la ga Carol.

This egg is Carol's.

Lenyena le ke la ga Carol.

This earring is Carol's.

M-6

Lebôkôsê leo ke la ga Barbara.

That box is Barbara's.

Lekwalô leo ke la ga Barbara.

That letter is Barbara's.

Lejê leo ke la ga Barbara.

That stone is Barbara's.

Lee leo ke la ga Barbara.

That egg is Barbara's.

Lenyena leo ke la ga Barbara.

That earring is Barbara's.

NOTES: CYCLE 33

The "-e form" of the demonstrative pronoun is usually translated by 'this' or 'these' and refers to something relatively near to the speaker. The "-go form" is translated as 'that' or 'those' and refers to something relatively far from the speaker but near the person addressed. A third set exists which refers to objects far from both speaker and addressee. They will be given to you later on.

CYCLE 34: LET'S GO!M-1

A re tsamayê.

Let's go. (said to one person)

A re jê.

Let's eat.

A re tshame!

Let's play.

A re yê.

Let's go.

C-1

A: Aô batla go tsamaya le nna?

Would you like to go with me?

B: Ee, a re tsamayê.

Yes let's go.

C-2

A: Kê batla go ya le wena kwa Serowê.

I would like to go to Serowe with you.

B: Go siame. A re yê.

Okay. Let's go.

M-2

A re yê go ja.

Let's go eat.

A re yê go ôpêla.

Let's go sing.

A re yê go rôbala.

Let's go sleep.

A re yê go tshameka bolo.

Let's go play football.

A re yê go bua le tichêrê.

Let's go speak to the teacher.

C-3

A: Dijô di siame. A re yê go ja.

The food is ready.  
Let's go eat.

B: Go siame. A re yê.

Okay. Let's go.

M-3

Kê nakô ya go ja.

It's time to eat. (lit.: It is the time of eating.)

Kê nakô ya go rôbala.

It's time to sleep.

Kê nakô ya go bêrêka.

It's time to work.

Kê nakô ya go tshameka.

It's time to play.

C-4

- A: Ke nakô ya go [ja].                   It's time to [eat].  
 B: Go siame. A re yê go [ja].           Okay, let's go [eat].

M-4

- A re yeng.                                   let's go! (said to 2 or more people)  
 A re tsamêkeng boio.                   Let's play ball.  
 A re bueng Setswana.                   Let's speak Setswana.  
 A re itnuteng Setswana.               Let's learn Setswana.

NOTES: CYCLE 34

The forms in this cycle are generally called 'hortatives' or 'polite commands'. It has been noted that the simplest type of command is expressed by the imperative form of the verb, which is addressed to the second person singular or plural (Cf cycle 9). The forms in this cycle are considered 'less abrupt' and more 'polite'. The whole paradigm has not been taught here as its too complex to learn all at once. However for the time being it is enough to say that the A- expresses the idea of English 'let'. Re here is nothing more than the 1st person plural object pronoun 'us'; the form of the verb is known as 'subjunctive mood' as indicated by the -ê in the form used when speaking to one person.

While the hortative forms are described as being more courteous, it must be kept in mind that a great deal depends on the 'tone of voice' of the speaker.

A re is often shortened in normal speech to ar'.

CYCLE 35: (REVIEW AND SUMMARY OF SUBJECT CONCORDS)M-1

(as monologue)

Nna, kè nwa bojalwa.

I drink beer.

Wena, ð nwa bojalwa.

You drink beer.

Enè, ó nwa bojalwa.

He/she drinks beer.

Rona, rè nwa bojalwa.

We drink beer.

Lona, lò nwa bojalwa.

You all drink beer.

Bônè, bá nwa bojalwa.

They drink beer.

M-2

Lesôlè le nwa bojalwa.

The soldier drinks beer.

Lepodisi le nwa bojalwa.

The policeman drinks beer.

Lepiskop le nwa bojalwa.

The Peace Corps Volunteer drinks beer.

M-3

Sefofu se nwa bojalwa.

The blind man drinks beer.

Semumu se nwa bojalwa.

The mute drinks beer.

Segôlè se nwa bojalwa.

The cripple drinks beer.

M-4

Monna ó nwa bojalwa.

The man drinks beer.

Mosadi ó nwa bojalwa.

The woman drinks beer.

Moruti ó nwa bojalwa.

The preacher drinks beer.

CYCLE 36: BOYS DON'T LIKE TO WASH DISHES.M-1

Mosimane o batla go tshameka  
futbol.

The boy wants to play soccer.

Mosimane o rata go tshameka  
futbol.

The boy loves to play soccer.

Mosimane o leka go tshameka  
futbol.

The boy is trying to play soccer.

Mosimane o ya go tshameka  
futbol.

The boy is going to play soccer.

Mosimane o itse go tshameka  
futbol.

The boy knows how to play soccer.

C-1

A: Bona [Susan]. O leka go dira'ng?

B: O leka go [tshameka futbol].

M-2

Mosimane ga a batle go apaya dijô. The boy doesn't want to cook (food).

Mosimane ga a rate go apaya dijô. The boy doesn't like to cook (food).

Mosimane ga a leke go apaya dijô. The boy doesn't try to cook (food).

Mosimane ga a ya go apaya dijô. The boy isn't going to cook (food).

Mosimane ga a itse go apaya  
dijô. The boy doesn't know how to cook (food).

M-3

Basimane ba batla go kgweetsa  
dilori.

The boys want to drive cars.

Basimane ba rata go kgweetsa  
dilori.

The boys like to drive cars.

Basimane ba itse go kgweetsa  
dilori.

The boys know how to drive cars.

Basimane ba ya go kweetsa dilori. The boys are going to drive cars.

Basimane ba leka go kweetsa dilori. The boys are trying to drive cars.

M-4

Basimane ga ba batle go tlhatswa dijana. The boys don't want to wash dishes.

Basimane ga ba rate go tlhatswa dijana. The boys don't like to wash dishes.

Basimane ga ba itse go tlhatswa dijana. The boys don't know how to wash dishes.

Q-1

T: Basimane ga ba itse go dira'ng?

S<sub>1</sub>: Basimane ga ba itse go apaya.

S<sub>2</sub>: Basimane ga ba itse go feela. They don't know how to sweep.

S<sub>3</sub>: Basimane ga ba itse go dira mmu. They don't know how to make clay for building houses.

S<sub>4</sub>: Basimane ga ba itse [     ].

Q-2

T: Basimane ba itse go dira'ng?

S<sub>1</sub>: Basimane ba itse go disa. Boys know how to herd.

S<sub>2</sub>: Basimane ba itse go pana. Boys know how to hitch up oxen.

S<sub>3</sub>: Basimane ba itse go fatsa. Boys know how to chop wood.

S<sub>4</sub>: Basimane ba itse go [     ].

Q-3

T: Basimane ga ba batle go dira'ng?

S<sub>1</sub>: Basimane ga ba batle go ga metsi. Boys don't like to fetch water.

S<sub>2</sub>: Basimane ga ba batle go tshega bana. Boys don't like to care for children.

- S<sub>3</sub>: Basimane ga ba batle go sila. Boys don't like to grind (grain).  
 S<sub>4</sub>: Basimane ga ba batle go [     ].

Q-4

T: Basimane ba batla go dira'ng?

- S<sub>1</sub>: Basimane ba batla go ja. Boys like to eat.  
 S<sub>2</sub>: Basimane ba batla go tshela. Boys like to play.  
 S<sub>3</sub>: Basimane ba batla go ya dipitse. Boys like to go horseback riding.  
 S<sub>4</sub>: Basimane ba batla go [     ].

Q-5

T: Basimane ba leka go dira'ng?

- S<sub>1</sub>: Basimane ba leka go apaya. Boys try to cook.  
 S<sub>2</sub>: Basimane ba leka go bêrêka. Boys try to work.  
 S<sub>3</sub>: Basimane ba leka go huma. Boys try to get rich.  
 S<sub>4</sub>: Basimane ba leka go [     ].

Q-6

T: Basimane ga ba leke go diran'ng?

- S<sub>1</sub>: Basimane ga ba leke go feêla. Boys don't try to sweep.  
 S<sub>2</sub>: Basimane ga ba leke go dira mmu. Boys don't try to make clay.  
 S<sub>3</sub>: Basimane ga ba leke go thusa kwa gae. Boys don't try to help at home.

NOTES: CYCLE 36

Notice the change of d to g in the 3rd person singular present negative. It is the only subject concord pronoun that does so. All of the others retain their same phonological shape.



CYCLE 37: JOHN IS A VOLUNTEER.

Use a picture of one or more of the students in the current program.  
Tell as much as you can about him, within the limitations of grammar.

Se ké setshwantshô sa ga [John].

Here is a picture of [John].

[John] ké lepiskops. Ó tswa  
[New York].

[John] is a volunteer. He comes from  
[New York].

Ó ithuta Setswana thata. Ó  
ya Botswana.

He is studying Setswana very hard.  
He's going to Botswana.

Ké [tichêrê]. Ó batla go ya go  
[ruta] kwa Botswana.

He is a [teacher]. He wants to teach in  
Botswana.

Ó nna kwa [Smith Hall]. Ó  
itse go [tshameka] [tennis].  
Tsala ya gago ke [Mike]

He lives in [Smith Hall]. He knows [how]  
to play [tennis]. His friend is [Mike].

Enê le Mike ba rata go nwa  
bojalwa.

He and Mike like to drink beer.

Q-1

T: Se ké'ng?

S: Ké setshwantshô sa ga [John].

Q-2

T: Yo ké mang?

Who is this?

S: Ké [John].

Q-3

T: A [John] ké lepiskop la [Amerika] kana la [England]?

S: Ké la [England].

Q-4

T: A ó tsêna sekôlô?

S: Ee, ó ithuta Setswana.

Q-5

T: ǃ dira'ng?

S: Ké [tichêré].

Q-6

T: A ǃ rata go [nwa]?

S: Nyaa, ga a nwe.

Q-7

T: Tsala ya gagwê ké mang?

S: Ké [Bill].

Q-8

T: ǃ batla go ya Botswana go dira'ng?

S: ǃ batla go ruta [Sekgoa].

CYCLE 38: CATS DRINK MILK.M-1

(Use pictures)

Se ké katse ya me.

This is my cat.

Se ké ntša ya me.

This is my dog.

Se ké podi ya me.

This is my goat.

Se ké kgomo ya me.

This is my cow.

Se ké nonyane ya me.

This is my bird.

M-2Katse ya me e rata maši.  
Ga e rate kofi.My cat likes milk. He doesn't like  
coffee.Ntša ya me e rata nama.  
Ga e rate merôgô.My dog likes meat. He doesn't like  
vegetables.Podi ya me e rata diaparô.  
Ga e rate nama.My goat likes clothing. He doesn't  
like meat.Kgomo ya me e rata bojang.  
Ga e rate nama.My cow likes grass. He doesn't like  
meat.Nonyane ya me e rata dipeo.  
Ga e rate tshipi.My bird likes seeds. He doesn't  
like tin cans (lit.: iron).M-3Dikatse di nwa maši. Ga di  
nwe kofi.

Cats drink milk. They don't drink coffee.

Dintša di ja nama.  
Ga di je merôgô.

Dogs eat meat. They don't eat vegetables.

Dipodi di ja tshipi.  
Ga di je nama.

Goats eat iron. They don't eat meat.

Dikgomo di ja bojang.  
Ga di je nama.

Cows eat grass. They don't eat meat.

Dinonyane di ja dipeo.  
Ga di je tshipi.Birds eat seeds. They don't eat tin cans  
(lit.: iron).

M-4

A o bōna dikatse tsa me?

Do you see my cats?

A o bōna dintsa tsa me?

Do you see my dogs?

A o bōna dikgomo tsa me?

Do you see my goats?

A o bōna dipodi tsa me?

Do you see my cows?

CYCLE 39: GOING PLACES.M-1

Kê ya kwa Lobatsê.

I'm going to Lobatsi.

Kê ya kwa posong.

I'm going to the post office.

Kê ya kwa khefing.

I'm going to the cafe.

Kê ya kwa sekolong.

I'm going to the school building.

C-1

A: Ô ya kae?

B: Kê ya kwa [posong].

I'm going to the [post office].

M-2

Ô tswa kwa toropong.

He/she's coming from town.

Ô tswa kwa kerekeng.

He/she's coming from church.

Ô tswa kwa gae.

He/she's coming from home.

Ô tswa kwa ofising.

He/she's coming from the office.

C-2

A: Ô tswa kae?

B: Ô tswa kwa [toropong].

M-3

Ô bêréka kwa Lobatsê.

He works at Lobatsi.

Ô bêréka kwa posong.

He works at the post office.

Ô bêréka kwa lebentieleng.

He works at the store.

Ô bêréka kwa ofising.

He works at the office.

M-4

Ba ya kwa ga Pulê.

They are going to Pule's place.

Ba ya kwa ga Morêna More.

They are going to Mr. More's.

Ba ya kwa ga Ngaka Taylor.

They are going to Dr. Taylor's.

Ba ya kwa ga Tautona.

They are going to the President's.

C-3

A: Dinêô ð bêréka kae?

B: ð bêréka kwa [posong].

A: ð nnâ kae?

B: ð nnâ kwa [Lobatsê].

C-4

A: A ð batla go ya kwa [posong]?

B: Ee.

Or: Nyaa ga ké batle.

C-5

A and B: (Greeting exchange)

A: ð ya kae?

B: Kê ya [posong].

A: ð tswa kae?

B: Kê tswa [sekolong]. Wêna, ð tswa kae?

A: Kê tswa [kerekeng].

B: ð ya kae?

A: Kê ya kwa gae.

A and B: (Leave-taking exchange)

C-6

A and B (Greeting exchange)

A: ð ya kae?

B: Kê ya lebentleleng.

A: ð ya go rêka 'ng?

B: Kê batla go rêka diswitshi.

C-7

A: [Bill le John] ba ya [sekolong] le mang?

B: Ba ya le [Dineô].

A: A ba simolola go ithuta  
Setswana?

Are they beginning to learn  
Setswana.

B: Ee, baa simolola.

Yes, they are beginning.

NOTES: CYCLE 39

You will notice above an -ng (locative suffix) has been added to the common nouns after the verbs ya, tswa, and bereka--all verbs of 'action'. The suffix is not used when the verb does not indicate an action taking place:

Kê tsêna sekôlô. I go to school.

Kê tsêna mo seko long. I'm entering the school building.

Notice also that if the noun is a proper noun, then no -ng is attached. For example, Ke ya Lobatsê. Nor is the locative suffix attached to gae 'home', the nouns indicating compass points, to nouns such as kwa ga Pulê 'the home of Pulê, Pulê's place' that indicate the abode, shop, etc. of a certain person, or to any word which already ends in -ng like dijong 'dining hall, (lit.: place of food)'.  
The phonological changes which accompany the attachment of -ng to a noun are:

final ô + ng becomes -ong

final ê or a + ng becomes -eng

If ê or ô occur in any or all of the directly preceding syllables, then they too undergo the change. Thus, sekôlô becomes sekolong and kêrêkê becomes kerekeng.

Kwa often becomes ko in normal speech. Sometimes you will even find speakers who omit it altogether.

CYCLE 40: IT'S HARD TO SPEAK SETSWANA.M-1

(monologue)

Nna, kè Motswana.

I'm a Motswana.

Kè tswa Botswana.

I come from Botswana.

Kè bua Setswana.

I speak Setswana.

Wena, ð Moamerika.

You are an American.

ð tswa Amerika.

You come from America.

ð bua Sekgoa.

You speak English.

(Use a picture of a famous living German)

Enè ké Mojêrêmane.

He is a German.

ð tswa Jêrêmane.

He comes from Germany.

ð bua Sejêrêmane.

He speaks German.

C-1

A: A ð utlwa Sesotho.

B: Nyaa, ga ké utlwe Sesotho.

C-2

A: A [John] ð utlwa [Seburu]?

B: Nnyaa, ga a utlwe [Seburu].

C-3

A: [John] ð ithuta [Setswana]?

B: Ee.

A: ð utlwa sentlê.

B: Nyaa ga a utlwe sentlê.

Or: E seng thata.

Not very well.

Or: Ee.



M-2

Go bonôlô go bua Sekgoa.

It's easy to speak English.

Go thata go bua Setswana.

It's hard to speak Setswana.

Go botoka go bua Setswana.

It's better to speak Setswana.

C-4

T: A go bonôlô kana go thata  
go ithuta Sefora?

S: Go thata go bua mme go bonôlô go ithuta go kwaia.

NOTES: CYCLE 40

For an explanation of the uses of the prefixes mo-/ba-, bo-, and se-, with the noun stem -tswana and other terms of nationality see cycle 19.

For use of go see cycle 22.

CYCLE 41: GOT A MATCH?M-1

To the instructor: Bring the following objects to class and teach the students to identify them (cf. cycle 5). Then teach the following sentences:

Kè na le apôlê.	I have an apple.
Kè na le bôtîlôlô.	I have a bottle.
Kè na le lebôkôsê.	I have a box.
Kè na le motsoko.	I have some tobacco.
Kè na le molelô.	I have a match.
Kè na le lesô.	I have a spoon.
Kè na le thipa.	I have a knife.

M-2

Ga ké na madi.	I don't have any money.
Ga ké na sepê.	I don't have anything.
Ga ké na motsoko.	I don't have any tobacco/cigarettes.
Gi ké na dilêkêrê.	I don't have any candy.
Ga ké na chôkô.	I don't have any chalk.
Ga ké na jesi.	I don't have a sweater.

C-1

In order to practice the C-phrases, give the students a variety of objects that they can place on the table in front of them and "possess" during this class period.

T: Bill, A ô na le [motsoko]?	Bill, do you have [tobacco]?
Bill: Nyaa ga ké na [motsoko].	No, I don't have [tobacco].

C-2

T: Susan, ô na le'ng?	Susan, what do you have?
Susan: Ga ké na sepê.	

C-3

T: John, ð na le'ng?

John: Kè na le [motsoko]?

T: Bill, a ð na le [motsoko]?

Bill: Nyaa, ga ké na [motsoko].

T: ð na le'ng?

Bill: Ké na le [dilêkêrê le madi].

T: John, a ð na le [dilêkêrê]?

John: Nyaa ga ké na [dilêkêrê]?

T: Susan, ð na le'ng?

Susan: Ga ke na sepê.

M-3

Kè na le pênê fêla.

I only have a pen.

Kè na le galase fêla.

I only have a glass.

Kè na le pênsele fêla.

I only have a pencil.

Kè na le madi fêla.

I only have money.

C-4

A: Mpha [pênê].

B: Ga ké na [pênê]. Kè na le [pensele] fêla.

M-4

Ga ð na motsoko.

You don't have any tobacco/cigarettes.

Ga ð na jesi.

You don't have a sweater.

Ga ð na sepê.

You don't have anything.

Ga ð na dilêkêrê.

You don't have any candy.

C-5

A: Mphê [motsoko].

B: Nyaa, ga ké na motsoko.

No, I don't have tobacco.

A: E he. Mphê [dilêkêrê].

B: Nyaa, ga ke na [dilêkêrê].

A: Ga o na [motsoko] ga o na [dilêkêrê].

o na le'ng fêla?

Then what do you have?

B: Ga ké na sepê ruri.

Kopê John.

Please ask John.

C-6

Motswana child: Mpha tiki, misis.

PCV: Ga ke na madi.

C-7

Motswana old lady: Ke kopa [motsoko].

PCV: Ga ke na [motsoko].

The verb 'to have' is composed of a verb, na 'to be' and the conjunction le 'with'. Note that the le is dropped in the negative tense.

CYCLE 42: PLEASE LEND ME A PENCIL.M-1

Nkadimê pênê.

Please lend me a pen.

Nkadimê buka.

Please lend me a book.

Nkadimê pênsele.

Please lend me a pencil.

Nkadimê beisênê.

Please lend me a bowl.

C-1

A: Nkadimê pênê.

Please lend me a pen.

B: (giving it) Tsaya.

Take (it).

A: Tanki!

Or: Ke itumetse.

C-2

A: Nkadimê [pênsele].

B: Ga ke na pênsele mme ke na  
le pênê.I don't have a pencil but  
I have a pen.

A: E, he. Go siame.

M-2

Mphê kopi.

Please pass/give me the cup.

Mphê forôtlhô.

Please pass/give me the fork.

Mphê ênkê.

Please pass/give me the ink.

Mphê sukiri.

Please pass/give me the sugar.

C-3

To the student: At your next meal ask for some item to be passed to you. If you need something from the waiter or the food counter, use the phrase Mphê[ ].

NOTES: CYCLE 42

The forms nkacimê and mphê are imperative forms of the verbs adima and fa, respectively. The change in the initial portion of each is due to the prefixation of the first person singular object concord. The rules for these changes will be made clear to you in a later cycle.

It will be noticed that the final vowel of the verb stem is changed to ê. (In the case of the first person singular object this vowel is optionally changed to ê--that is Mpha and Nkadima are also used. In the case of all other object concords the vowel must change to ê.)

CYCLE 43: WHAT DID YOU SAY?M-1

Ka re, ke batla sukiri.

I said, I want sugar.

Wa re, ð batla sukiri.

You said, you want sugar.

A re, ó batla sukiri.

He said, he wants sugar.

Ra re, rē batla sukiri.

We said, we want sugar.

Wa re, lð batla sukiri.

You all said, you want sugar.

Ba re, bǎ batla sukiri.

They said, they want sugar.

M-2

Ka re'ng?

What did I say?

Wa re'ng?

What did you say?

A re'ng?

What did he say?

Ra re'ng?

What did we say?

La re'ng?

What did you all say?

Ba re'ng?

What did they say?

C-1

A: Ke batla [kofi]. Mphe [kofi].

B: (Doesn't hear well) wa re'ng? What are you saying?

A: Ka re: Ke batla [kofi].

CYCLE 44: GIVE MARK SOME MONEY.M-1

Kê fa Mark madi.

I'm giving Mark some money.

Kê fa Mark kofi.

I'm giving Mark some coffee.

Kê fa Mark setilô.

I'm giving Mark a chair.

Kê fa Mark lekwalô la gagwê.

I'm giving Mark his letter.

C-1

A: Ô di-ra'ng?

B: Kê fa [Bob] setilô.

M-2

Faa Jim pênê ya gago.

Give your pen to Jim.

Faa Jim pampiri.

Give a paper to Jim.

Faa Jim setilô.

Give a chair to Jim.

Faa Jim le kwalô la gogwê.

Give Jim his letter.

C-2

T: John faa[Jim][pênê ya gagô].

Jim: (receiving the pen) Tanki. Or: Ke itumetse.

C-3

T: John, faa[Susan] [setilô].

Ô batla go [ma fatshe].

John: Ga ke na [setilô].

C-4

T: John, faa[Susan] [pampiri].

Ô batla go [kwala].

John: Wa re'ng?



T: Ka re: [Susan] o batla [pampiri].

John: Ga ke na pampiri, mme  
Jim o na le pampiri.

G-5

A: A [Bill] o bitsa [John]?

B: Nyaa, ga a bitse [John].

A: O bitsa mang?

B: Wa re'ng?

A: Ka re: O bitsa mang?

B: O bitsa [Susan]?

M-3

Mark o fa Jim madi.

Mark is giving Jim money.

Tichêrê e fa Jim madi.

The teacher is giving Jim money.

Lepiskops le fa Jim madi.

The Peace Corps Volunteer is giving Jim money.

Sefofu se fa Jim madi.

The blind man is giving Jim money.

Ditsala tsa gagwê di fa Jim madi.

His friends are giving Jim money.

CYCLE 45: SUSAN'S AT THE BANK.M-1

Susan o kae?	Where is Susan?
Rre o kae?	Where is (my) father?
Mme o kae?	Where is (my) mother?
Mookamedi o kae?	Where is the director?

C-1

T: (Noting an absence in the class).	
[Susan] o kae?	Where is [Susan].
S: o kwa dometiring. O a lwala.	She is in the dorm. She's sick.
T: Aooo (batho)!!	Oh, that's too bad.

M-2

o kwa bankeng.	He/she's at the bank.
o kwa koporasing.	He/she's at the co-op.
o kwa toropong.	He/she's in town.
o kwa gae.	He/she's at home.
o kwa Lobatsê.	He/she's at Lobatsi.

C-2

T: (Noting an absence in the class) Bill o kae?	
S: o kwa [bankeng]. O e tla.	He's at the bank. He's coming.
T: Go siame. A re simolole'ng.	Okay. Let's (pl.) begin.

M-3

Baokamedi ba kae?	Where are the staff?
Batsadi ba me ba kae?	Where are my parents?
John le Bill ba kae?	Where are John and Bill?

Basimane ba kae?

Where are the boys?

Basetsana ba kae?

Where are the girls?

M-4

Baokamedi ba kwa baesekopong.

The staff are at the movies.

Baokamedi ba kwa koporasing.

The staff are at the co-op.

Baokamedi ba kwa sekolong.

The staff are at the school.

Baokamedi ba kwa ofising.

The staff are at the office.

C-3

A: [Baokamedi] ba kae?

Where are the [staff]?

B: Ba kwa [ofising].

They are at the [office].

A: Ba dira 'ng?

B: Ba [nwa tee].

They are [drinking tea].

A: E, he. Kea bôna.

M-5

Ga ba kwa bankeng, ba kwa gae.

They're not at the bank, they're at home.

Ga a kwa bankeng, ó kwa gae.

He's not at the bank, he's at home.

NOTES: CYCLE 45

The verb 'to be (at a place)' is not represented by any word(s) in the present tense. The sentences above consist only of the subject and its concord and the prepositional phrase. (Cf. --Baokamedi--ba--kwa baesekopong.)  
subject--SC---prep. phrase.

The e in the C-2 sentence Ó e tla "He's coming" is explained in cycle 46.

CYCLE 46: I WOULD LIKE TO DANCE ONLY I DON'T KNOW (HOW).M-1

Ke rata go tantsha, mme fêla ga ke goitse.

I would like to dance, only I do not know (how).

Ke rata go ruta, mme fêla ga ke goitse.

I would like to teach, only I do not know (how).

Ke rata go palama, mme fêla ga ke goitse.

I would like to ride, only I do not know (how).

Ke rata go apaya, mme fêla ga ke goitse.

I would like to cook, only I do not know (how).

C-1

A: A o rata go [tantsha]?

B: Ee, ke rata go [tantsha], mme fêla ga ke goitse.

Yes, I would like to dance, only I don't know (how).

Or: Ee, kea rata, fêla ga ke goitse.

Yes, I would like (to), only I don't know (how).

M-2

Ke batla go bua le Bill, eseng le George.

I want to talk to Bill not to George.

Ke batla go bua le Bill, eseng go bua Bill.

I want to talk to Bill, not skin Bill.

Ke batla go bua le Bill ka Setswana, eseng ka Sekgoa.

I want to talk to Bill in Setswana not in English.

M-3

Ba e tla ka gore ba batla go bona Bill.

They are coming because they want to see Bill.

Ba e tla ka gore Bill o a lwala.

They are coming because Bill is sick.

Ba e tla ka gore ba batla go tshameka bolo.

They are coming because they want to play ball.

M-4

Ba tlêla eng?

Why are they coming?

NOTES: CYCLE 46

There are two verbs which have some irregularity of conjugation in the long form of the present tense positive. One of these verbs is tla 'come', which has a latent initial vowel -e, which coalesces with the formative a in the long form of the present tense positive, thus giving the forms:

	Singular	Plural
1st pers.	Ke e tla	Re e tla
2nd pers.	O e tla	Lo e tla
3rd pers.	O e tla	Ba e tla

As in M-4 the why-question corresponding to any ka gore clause will normally be asked by means of what is known as the 'applied form' of the verb. That is, to the normal stem is attached the suffix êla. Thus tla becomes tlêla, meaning come for (a reason). The whole question means:

Ba-----tlêla-----eng?

For what (reason) are they coming?

They---come for---what

Ka ntina ya may be used in place of ka gore for 'because'.

CYCLE 47: THIS IS MARK SMITH. PCV.

To the instructor: Give as a monologue.

Se ke setshwantshô sa ga Morêna Mark Smith. Ke lepiskops. O tswa Des Moines, Iowa. Êné le mosadi wa gagwê (leina la mosadi wa gagwê ke Beth) ba nna kwa Shakawê. Ké matichara kwa Shakawe Primary School. Mark ó ruta History le Sekgoa, Beth êné ó ruta Maths le Science. Ba rata tirô ya bônê thata. Gapê ba rata go nna kwa Botswana.

Q-1

T: O bona 'ng fa?

What do you see here?

S: (Respond with as much information as possible)

Q-2

T: Mark le mosadi wa gagwê ba tswa kae?

S: Ba tswa Iowa.

Q-3

T: Ba nna kae?

S: Kwa Shakawê.

Etc.

CYCLE 48: MISS PULE TALKS TOO MUCH.M-1

Miss Pulê ó bua thata.

Miss Pule talks too much.

Miss Pulê ó nwa thata.

Miss Pule drinks too much.

Miss Pulê ó ja thata.

Miss Pule eats too much.

Miss Pulê ó gôga thata.

Miss Pule smokes too much.

M-2

Miss Pulê o ntse jang?

What's Miss Pule like?

C-1

A: Tichêrê ya gago ké mang?

B: Ké [        ].

A: Ó ntse jang?

B: Ó siame, mme fêla ó bua thata.

M-3

Miss Pulê ga a kwale sentlê.

Miss Pule doesn't write well.

Miss Pulê ga a bue sentlê.

Miss Pule doesn't speak well.

Miss Pulê ga a opele sentlê.

Miss Pule doesn't sing well.

Miss Pulê ga a kgweetse sentlê.

Miss Pule doesn't drive well.

C-2

A: Miss Pulê o [kwala] jang?

How does Miss Pule write?

B: O [kwala] maswê.

She writes badly.

A: O [ruta] jang?

How does she teach?

B: Ga a itse go [ruta].

She doesn't know how to teach.

M-4Ênê ga a kwale sentlê, mme  
fêla o bala sentlê.

She writes badly, but she reads well.

Enê ga a opele sentlê, mme  
fêla o tantsha sentlê.

She sings badly but she dances well.

C-3

A: Ba re [Thicharwa Molefi] o  
[ruta] sentlê.

They say [Mr. Molefi] [teaches]  
well.

B: Mang?

Who?

A: [Molefi] ga a [bua ka bonakô]  
mme o [bua ka Setswana] fêla.

[Molefi] doesn't [speak fast]  
and he only [speaks in Tswana].

C-4

A: Ba re [Miss Pulê] ga a  
rate go ruta.

B: Wa re'ng?  
Ga ke utlwe sentlê.

What are you saying?  
I don't hear you.

A: Ka re, ba re, [Mistress  
Pulê] ga a rate go ruta.

I say, they say [Miss Pule]  
doesn't like to teach.

B: Ga se boammaruri. [Miss  
Pulê] o rata go ruta.

It's not true. [Miss Pule]  
likes to teach.



CYCLE 49

To the instructor: Supply your own regiment, nation, and village.

M-1

Mophatô wa me ó bidiwa "Magata". My age-group is called the "Magata".

Morafe wa me ó bidiwa "Bakgatla". My tribe is called the Bakgatla.

Motse wa me ó bidiwa "Mochudi". My village is called Mochudi.

C-1

A: [Mophatô] wa go go o bidiwa 'ng?

B: [" "].

M-2

Metse ya Bakgatla e bidiwa:  
Mochudi, Morwa, Bokaa, Sikwane,  
jalo jalo.

The villages of the Bakgatla tribe are called: Mochudi, Morwa, Bokaa, Sikwane, etc.

Merafe ya Batswana e beidiwa:  
Bangwato, Batawana, Balete,  
Batlokwa, Bakgatla, jalo jalo.

The tribes of the Batswana are called: Bangwato, Batawana, Balete, Batlokwa, Bakgatla, etc.

Mephato ya Bakgatla e bidiwa:  
Magata, Matšhama, Mathulwa,  
Mangôpê, jalo jalo.

The age-groups of the Bakgatla are named: Magata, Matšhama, Mathulwa, Mangôpê, etc.

C-2

T: Merafe ya Batswana ke efe?

S: Ke Bangwato, Bakgatla, Balete, Batlokwa, jalo jalo.

NOTES: CYCLE 49

o bidiwa mang? (lit.: who are you called?) is another way of asking your name. It is used by many people and is often shortened to ó mang? (Cr. cycle 1). Here e bidiwa means "it (class 2 noun) is called or named".

Bakgatla age groups are called "Magata", "Matshana", etc.

CYCLE 50: GIVE HIM A PENCIL.M-1

Kè fa Mike pènsêlê.

I'm giving Mike a pencil.

Kè mo fa pènsêlê.

I'm giving him a pencil.

Kè fa Mike lekwalô.

I'm giving Mike a letter.

Kè mo fa lekwalô.

I'm giving him a letter.

Kè fa Mike pampiri.

I'm giving Mike a piece of paper.

Kè mo fa pampiri.

I'm giving him a piece of paper.

C-1

T: (to S) Fa Mike [pènsêlê]. Ô dira'ng?

S: Kè mo fa [pènsêlê].

M-2

Kè go fa pènsêlê. (giving it)

I'm giving you a pencil.

Kè go fa lekwalô.

I'm giving you a letter.

Kè go fa pampiri.

I'm giving you a piece of paper.

C-2

T: Mpha [pènsêlê]. Ô dira'ng?

S: Ke go fa [pènsêlê].

M-3

Ô mpha pènsêlê.

You're giving me a pencil.

Ô mpha lekwalô.

You're giving me a letter.

Ô mpha pampiri.

You're giving me a piece of paper.

C-3

T: Kè dira'ng? (giving S a [pencil])

S: Ô mpha [pènsêlê].

CYCLE 51: HOW IS HE GOING TO TOWN?M-1

John o ya toropong ka terena.

John is going to town by train.

John o ya toropong ka bese.

John is going to town by bus.

John o ya toropong ka koloï.

John is going to town by ox wagon.

John o ya toropong ka kara.

John is going to town by car.

John o ya toropong ka  
sekotshekara.

John is going to town by donkey cart.

John o ya toropong ka sefofane.

John is going to town by plane.

John o ya toropong ka  
maoto/dinaô.

John is going to town on foot.

John o ya toropong ka lori.

John is going to town by truck.

M-2

O ya ka'ng?

How is he going?

O tla ka'ng?

How is he coming?

O tsamaya ka'ng?

How is he traveling?

O êta ka'ng?

How is he traveling?

C-1

A: [John] o ya [toropong].

B: O ya ka'ng?

How is he going?

A: Ka [koloï].

By [ox wagon].

C-2

A: A John o tla ka mosô?

Is John coming tomorrow?

B: Nyaa o tla gompieno.

No, he's coming today.

A: O tla ka'ng?

How is he coming?

B: O tla ka [bese].

C-3

A: O tswa kwa [masimo] ka'ng?

How is he coming from the [fields]?

B: O tswa ka [pitse].

He's coming on [horseback].

M-3

Batho ba Amerika ba êta ka'ng?

How do the people of America travel?

Batho ba Botswana ba êta ka'ng?

How do the people of Botswana travel?

M-4

Ga ba ete ka tonki.

They do not travel by donkey.

Ga ba ete ka sefofane.

They do not travel by plane.

Ga be ete ka terena.

They do not travel by train.

Ga ba ete ka baesekele.

They do not travel by bicycle.

C-4

T: Batho ba Botswana ba êta ka maoto, ka sekotshekara, ka bese, ka terena le ka koloi.

The people of Botswana travel on foot, on donkey cart, by bus, by train, and by ox wagon.

Ga ba ete ka sefofana kana ka kara.

They don't travel by plane or by car.

Batho ba Amerika ba êta thata ka kara mme ga ba ete thata ka maoto.

The people of America travel a lot by car, but they don't travel much on foot.

Ba rata go êta ka sefofane.

They like to travel by plane.

T: Batho ba Botswana ba êta ka'ng?

S:

T: Ba Amerika bôna ba êta ka'ng?

S:

T: Lo ya Botswana ka eng?

How are you (pl) going to Botswana?

C-5

T: Ô rata go êta ka'ng?

S: Ka [koloi] le ka [sefofane].  
E seng ka maoto.

Not on foot.

NOTES: CYCLE 51

Ka BPL 10 "on foot" is used commonly in Botswana. It's origin is easily traced. BPL is the license plate number for Botswana, Kgatleng Reserve. 10 refers to number of toes.

CYCLE 52: I THINK SO.M-1

Ke bôna gore ó kwa dijong.

I think that he's at the dining hall.

Ke bôna gore ó kwa ofising.

I think that he's at the office.

Ke bôna gore óa lwala.

I think that she is sick.

Ke bôna gore ó nnâ le Mphô.

I think that she lives with Mpho.

C-1

A: John ó kae?

B: Kê bôna gore ó kwa dijong.

A: A dijô di siame?

B: Kê bôna jalo, mme fêla ga kê itse sentlê.

C-2

A: [Lulu] ó nnâ le mang?

B: Kê bôna gore ó nnâ le [Mphô].

A: E he.

C-3

T: (Noting an absence in the class) Ann ó kae?

S: Kê bôna gore óa lwala.

T: Ao batho.

C-4

A: [Grace] ó batla mang?

B: Kê bôna gare ó batla  
[mookamedi].

I think that she wants the  
director.

Ó batla mang, Doctor?

Doctor: Kê batla [mookamedi]. Ó kae?

B: Kê bôna gore ó kwa ofising  
ya gagwê.

Doctor: Ehe. Kê itumetse.

M-2

Kê gopola gore Grace ó opêlá  
sentlé.

I think (i.e. I have the opinion)  
that Grace sings well.

Kê gopola gore Jack ó bua  
Setswana sentlé.

I think that Jack speaks Setswana well.

Kê gopola gore ó ruta sentlé.

I think that he teaches well.

C-5

A: A ó rata tichêrê ya gago?

Do you like your teacher?

B: Ee, kê mo rata thata.

Yes, I like him. very much.

A: Ó ruta jang?

B: Kê gopola gore ó ruta sentlé,  
mme fêla ó bua ka Sekgoa thata.

I think that he teaches well,  
only he speaks English too slowly.

C-6

A: Ke nakô mang?

What time is it?

B: Ga ke na wache, mme ke gopola  
gore ke 1.00.

I don't have a watch, but I  
think it is 1:00 o'clock.

M-3

Kê solofêla jalo.

I think so. /hope so.

Kê gopola jalo.

I think so. /hope so.

Kê bôna jalo.

I think so. /hope so.

C-7

X: A o ya kwa baesekopong le John ka mosô?

Y: Ke solofêla jalo.

I hope so.

C-8

Miss Smith: A o ya kwa Amerika go ruta mapiskops?

Miss Moloto: Ke bona jalo. I think so.

NOTES: CYCLE 52

Though the usage is not always clearcut, generally you can follow this rule: If you mean by think "know for a fact" then use solofela or bona, if you mean "unverified fact, opinion" then use gopola.  
For example:

"I think John is in the office" (because he just phoned me from there and said he would be there all day) uses solofela or bona.

"I think John is in the office" (because he usually is there around this time of day) uses gopola.



CYCLE 53: THIS MAN HUNTS ANIMALS.M-1

Obtain pictures from magazines and newspapers for introducing the following:

Monna yo o tsoma diphologolo.  
Ké motsomi.

This man is hunting animals.  
He is a hunter.

Monna yo o aga matlo.  
Ké moagi.

This man builds houses.  
He is a builder.

Monna yo o ruta go bala bebele.  
Ké moruti.

This man teaches how to read a bible.  
He's a priest.

Mosetsana yo o ôka balwetse.  
Ké mooki.

This girl looks after sick people.  
She is a nurse.

Monna yo o lema tshimo.  
Ké molemi.

This man ploughs fields.  
He is a farmer.

Mosadi yo o kwala dibuka.  
Ké mokwadi.

This woman writes books.  
She is a writer.

Mosadi yo o sega mesese.  
Ké mosegi.

This woman cuts dresses.  
She is a tailor.

Monna yo o rekisa dilô.  
Ké morekisi.

This man sells things.  
He is a merchant.

Mosetsana yo o thaepa marifi.  
Ké mothaepi.

This girl types letters.  
She's a typist.

C-1

T: Mooki o dira'ng?

What does a "mooki" do?

S: O ôka batho.

She nurses sick people.

C-2

T: Monna yoo ruta batho go bala  
bebele. O bidiwa'ng?

This man teaches people how  
to read the bible. What is  
he called?

S: O bidiwa moruti.

He is called a preacher.

C-3

T: Mosadi yo o kwala eng?

What is this woman writing?

- S: O kwala dibuka. He writes English books.  
 T: Tiró ya gagwé ke'ng? What's her work?  
 S: Ke mokwadi. She is a writer.

C-4

- T: A monna yo o a béréka? Is this man working?  
 S: Ee o rekisa kwa Bakgatla Store. Yes, he sells at Bakgatla Store.  
 T: O dira'ng? What does he do?  
 S: Ke morekisi. He is a shopkeeper.

C-5

- T: Mosetsana yo o béréka kae? Where does this girl work?  
 S: O thaepa kwa Chinese Embassy. She types at the Chinese Embassy.  
 T: Ehe, ke mothaepi? Oh, she is a typist.

NOTES: CYCLE 53

Nouns denoting occupations are formed from verb stems by prefixing the class 1 mo- and ba- and changing the final vowel of the verb stem to -i.

Contraction of the singular prefix mo- takes place with verb stems beginning with b or f, while the consonant l in the final syllable of the verb stem changes to its variant d under the influence of the vowel -i. The y is usually elided in the formation of these nouns from verb stems ending in -aya, while in some cases there is also a change of the penultimate vowel to ê.

Examples not in cycle material:

mo + b/f becomes mm:

- |  |              |
|--|--------------|
| <u>mmoni--bóna</u> 'to see'            | 'seer'       |
| <u>mmopi--bopa</u> 'to mould'          | 'potter'     |
| <u>mmereki--béreka</u> 'to work'       | 'worker'     |
| <u>mmelegi--bélega</u> 'carry on back' | 'babysitter' |

i + i becomes -di:

moatlhodi--atlhola 'to adjudge' 'judge'

mokwadi--kwala 'write' 'author'

-ay becomes ai:

motsamai--tsamaya 'walk' 'traveler'

mmolai--bolaya 'kill' 'murderer'

-ay + i becomes e:

moapei--apaya 'cook' 'cook'

CYCLE 54: HAND ME THAT BOX.M-1

Tsaya lejê le.

Take this stone.

Tsaya lenyena le.

Take this earring.

Tsaya lee le.

Take this egg.

Tsaya lebokosi le.

Take this box.

M-2

Mphê lebôkôsê leo.

Hand me that box.

Mphê lenyena leo.

Hand me that earring.

Mphê lee leo.

Hand me that egg.

Mphê lejê leo.

Hand me that stone.

M-3

Tsaya mabôkôsê a.

Take these boxes.

Tsaya mae a.

Take these eggs.

Tsaya manyena a .

Take these earrings.

Tsaya majê a.

Take these stones.

M-4

Mphê majê ao.

Hand me those stones.

Mphê manyena ao.

Hand me those earrings.

Mphê mae ao.

Hand me those eggs.

Mphê mabôkôsê ao.

Hand me those boxes.

C-1

T: Mphê lebôkôsê leo. O dira'ng?

S: Kê go fa lebôkôsê le.

C-2

T: Jim, o fa Mike lejê leo. Mike, Jim o dira'ng?

Mike: Jim ɔ mpha lejê le.

C-3

T: Tsaya lebôkôsê le. Ô dira'ng?

S: Kê tsaya lebôkôsê leo.

CYCLE 55: I DON'T KNOW HOW TO SPEAK IT WELL.M-1

A o itse go bala Setswana?	Do you know how to read Setswana?
A o itse go bua Setswana?	Do you know how to speak Setswana?
A o itse go ruta Setswana?	Do you know how to teach Setswana?
A o itse go kwala Setswana?	Do you know how to write Setswana?

M-2

Nyaa, ga ke se itse sentlê.	No I don't know it well.
Nyaa, ga ke se rute sentlê.	No I don't teach it well.
Nyaa, ga ke se kwale sentlê.	No I don't write it well.
Nyaa, ga ke se bale sentlê.	No I don't read it well.
Nyaa, ga ke se bua sentlê.	No I don't speak it well.

C-1

Motswana: Dumêla, rra.

PCV: Dumêla, rra.  
(Greetings exchanged)

Motswana: O [itse]  
Setswana sentlê, rra.

PCV: Nyaa, ga ke se [itse]  
sentlê, mme ke a leka.

No, I don't know it well but  
I try.

M-3

A o itse mookamedi wa rona?	Do you know our director?
A o itse Ngaka Smith?	Do you know Dr. Smith?
A o itse monna wa me?	Do you know my husband?
A o itse mong wa ntlo e?	Do you know the owner of this house?

M-4

Ee, ke a mo itse.

Yes I know him.

Nyaa, ga ke mo itse.

No, I don't know him.

Ee, ke mo itse thata.

Yes, I know him very well.

C-2

Mary: A δ [rata] [Carol]?

Alan: Ee, ke mo [rata] thata.

NOTES: CYCLE 55

Note in M-4 that the long forms are used (Cf. cycle 30) when no adjunct follows itse.

CYCLE 56: PLEASE HELP US WASH THE DISHES.M-1

Re thusê go tlhatswa dijana.

Please help us wash the dishes.

Re thusê go tlhatswa diaparò.

Please help us wash the clothes.

C-1

A: Mphô!

Mphô: Mma?

A: Ô dira'ng?

Mphô: Ga ké dire sepê.

I'm not doing anything.

A: Re thusê go tlhatswa dijana.

M-2

Nthusê go fetolêla mafoko a kwa Sekgoeng.

Please help me translate these words into English.

Nthusê go fetolêla lefoko le kwa Sekgoeng.

Please help me translate this word into English.

C-2

S: Ke batla go ithuta Setswana.

I want to learn Setswana.

Nthusê go fetolêla mafoko a kwa Sekgoeng.

Please help me translate these words into English.

(gives a written list of Setswana words)

T: Go siame.

O.K.

boammaaruri

truth

bobôkô

brains

boloi

witch craft

bolwetse

sickness

bontlê

beauty

boswa

inheritance

botihale

wisdom



M-3

Mphê molelô.

Please give me a match.

Mphê motsoko.

Please give me some tobacco.

Mphê sesepa.

Please give me some soap.

Mphê metsi.

Please give me some water.

Re fê molelô.

Please give us some fire.

Re fê motsoko.

Please give us some tobacco.

Re fê sesepa.

Please give us some soap.

Re fê metsi.

Please give us some water.

C-3

A: Re fê metsi.

Please give us some water.

B: Lo batla go dira'ng  
ka metsi?What do you want to do with  
water?

A: Re batla go tlhatswa.

We want to wash (something).

B: E he, go siame, (gives  
the water)

A: Re fê sesepa gapê.

B: (gives her soap)

A: Re itumetse.

M-4

Re thusê ka sesepa.

Please give us some soap.

Re thusê ka emêrê.

Please give us a bucket.

Re thusê ka lefêelô.

Please give us a broom.

C-4 Volunteers versus Director

Volunteers: Dumêla, rra.

Director: Dumêlang. Lo batla'ng?

Volunteers: Re thusê ka sesepa,  
emêrê le lefêelô.Director: Lo batla go dira'ng ka  
sesepa, emêrê le lefêelô.

Volunteers: Re batla go feela  
matlo a rona.

We want to clean house.

Director: E he, go siame.

M-5

Nthusê.

Please help me.

Intshwarele.

Please excuse me.

CYCLE 57: THE WOMEN WEAR SCARVES IN BOTSWANA.M-1

Lona lo apara'ng mo Amerika?

What do you wear here in America?

Lona lo rwala'ng mo Amerika?

What do you wear here in America?

M-2

Rona banna, re apara dihêmpê.

We men wear shirts.

Rona banna, re apara dibaki.

We men wear coats.

Rona banna, re apara marokgwe.

We men wear trousers.

Rona banna, re apara dijase.

We men wear over coats.

M-3

Rona basadi, re apara mesese.

We women wear dresses.

Rona basadi, re apara dionoroko.

We women wear petticoats.

Rona basadi, re apara dikêtê.

We women wear skirts.

Rona basadi, re apara dijesi.

We women wear sweaters.

M-4

Rona banna, re rwala ditlhako.

We men wear shoes.

Rona banna, re rwala dihutshe.

We men wear hats.

Rona banna, re rwala dikausu.

We men wear socks.

Rona banna, re rwala diwatche.

We men wear a watch.

M-5

Rona basadi, re rwala ditlhako.

We women wear shoes.

Rona basadi, re rwala manyena.

We women wear earrings.

Rona basadi, re rwala dihutshe.

We women wear hats.

Rona basadi, re rwala dikausu.

We women wear stockings.

C-1

- A: John o rwala'ng?                      What does John always wear?  
 B: O rwala [dikausu le ditlhako].  
 A: O rwala'ng gapê?                      What else does he wear?  
 B: Gapê o rwala hutshe le              He also wears a hat and a watch.  
     watshe.

M-6

- Banna ga ba apare mesese.              Men don't wear dresses.  
 Basadi ga ba apare di ôbarôlô.          Women don't wear overalls.  
 Banna ga ba rwale manyena.              Men don't wear earrings.

C-2

- A: O apare'ng?                              What do you always wear?  
 B: Ke apare borokgwe.                      I wear trousers.  
 A: A o apare mesese?                      Do you wear dresses?  
 B: Nyaa, banna ga ba                      Men don't wear dresses.  
     apare mesese.

NOTES: CYCLE 57

There is a distinction made in Setswana between what is worn on the trunk of the body (apara) and what on the extremities (rwala).

CYCLE 58: HERE IT IS.M-1

Letswai ke le.

Here is some/the salt.

Lefêêlô ke le.

Here is a broom.

Lekwalô ke le.

Here is the letter.

M-2

Letswai le kae?

Where is the salt?

Lefêêlô le kae?

Where is the broom?

Lekwalô le kae?

Where is the letter?

C-1

A: [Lekwalô] le kae?

Where is the [letter]?

B: Ke le.

Here it is.

C-2

A: A o batla [letswai]?

Do you want [salt]?

B: Ee, ke batla [letswai].  
Le kae?

Or: Ee. Le kae?

A: Ke le.

M-3

Nama ke e.

Here is some/the meat.

Sukiri ke e.

Here is some/the sugar.

Bôôô ke e.

Here is some/the butter.

Kofi ke e.

Here is some/the coffee.

M-4

Nama e kae?

Where is the meat?

Sukiri e kae?

Where is the sugar?

Bôtorô e kae?

Where is the butter?

Kofi e kae?

Where is the coffee?

C-3

A: [Bôtorô] e kae?

B: Ke e.

C-4

A: Tsaya [nama].

Take the [meat].

B: E kae?

A: Ke e.

Here it is.

C-5

A: Lo batla go ja eng  
gompieno?

What do you (pl) want to eat  
today?

B: Re batla go ja [nama].

A: A ga lo batle go ja reisi?

Do you like to eat rice?

B: Re a e rata. E kae?

A: Ke e.

C-6

A: Ô batla'ng?

B: Kê batla [letswai]. Le kae?

A: Tsaya. Ke le.

B: Tanki. Or: Ke itumetsi.

CYCLE 59: THE THIRD DAY.M-1

Review counting on the fingers from 1-5 (see cycle 29).

C-1

- T: A o itse go bala go ya go ema ka botlhano? Do you know how to count up to five?
- S: Ee, kea itse.
- T: Go siame, bala! Please count.
- S: (Using the fingers in Setswana fashion).  
bongwe, bobedi boraro, bonê,  
botlhano

M-2

Teach counting on the fingers from 6-10

borataro	six
bosupa	seven
boeiti	eight
bonaene	nine
lesomê	ten

C-2

- T: A o itse go bala go ya go ema lesomê? Do you know how to count up to ten?
- S: Ee, kea itse.
- T: Go siame. Bala.
- S: (Using the correct fingers).  
bongwe, bobedi, bonaro, bonê,  
botlhano, borataro, bosupa,  
boeiti, bonaene, lesomê

M-3

Review the following days of the week (from cycle 29):

Labobedi

Tuesday

Laboraro

Wednesday

Labonê

Thursday

Labotlhano

Friday

M-4

Read aloud the following phrases, while your students observe the English meanings. Select only 3 or 4 of the objects from the items in this lesson as too many will confuse the student and slow down the drill. You must have 9 of each item. Lay them in a row and begin M-4.

Labobedi

Tuesday

letsatsi la bobedi

the second day

lebêntiêlê la bobedi

the second shop

lekwalô la bobedi

the second letter

Laboraro

Wednesday

letsatsi la boraro

the third day

lee la boraro

the third egg

lerapô la boraro

the third bone

Labonê

Thursday

letsatsi la bonê

the fourth day

lejê la bonê

the fourth stone

lefeêlô la bonê

the fourth broom

Labotlhano

Friday

letsatsi la botlhano

the fifth day

leso la botlhano

the fifth stirring spoon

le bôkôsê la botlhano

the fifth box



Now give the following phrases, having your students listen and point to correct objects. After this is successfully carried out, have students give correct Setswana when you point to the object.

<u>Teacher</u>	<u>Response (group, individual)</u>
1. lekwalô la bobedi	2nd
2. lee la boraro	3rd
3. lebônê la bonê	4th
4. legapu la botlhano	5th
5. lerapô la boraro	3rd
6. lenyena la bobedi	2nd
7. lesêka la botlhano	5th
8. lejê la bonê	4th
9. letsatsi la bonê	4th
10. leswana la bobedi	2nd
11. lee la boraro	3rd
12. lejê la botlhano	5th
13. lebentlele la bonê	4th
14. lebônê la bobedi	2nd
15. lerapô la boraro	3rd
16. lenyena la botlhano	5th
17. lebôkôsê la bobedi	2nd
18. lesêka la boraro	3rd
19. lepiskops la bonê	4th
20. lesô la botlhano	5th

#### M-5

As before with M-4 above:

lekwalô la borataro

the sixth letter

lekwalô la bosupa

the seventh letter

lekwalô la boeithi

the eighth letter

lekwalô la bonaene

the ninth letter

lebônê la borataro	the sixth lamp
lebônê la bosupa	the seventh lamp
lebônê la boeithi	the eighth lamp
iebônê la bonaene	the ninth lamp

1. lebônê la bora taro	6th
2. lekwalô la bosupa	7th
3. lee la boeiti	8th
4. letsatsi la bonaene	9th
5. lebôkôsê la bosupa	7th
6. lejê la bonaene	9th
7. lesô la bosupa	7th
8. lenyena la bonaene	9th
9. lepiskops boeiti	8th

NOTES: CYCLE 59

The real Setswana words for the numbers '8' bofera bobedi and '9' bofera bongwe are rarely used. Most speakers in fact, use these two English numerals for counting purposes.

The Setswana counting system is fairly complicated, so you will be exposed to it gradually in this course. You will recall from cycle 29 that the English number system is used for telling time and counting money. This takes care of one of the more immediate needs for counting.

The aim in this cycle is to allow you to become familiar with the number stems from 1 to 9 (but not necessarily use them). The counting system is complicated for the learner because of the prefix and stem variations that can occur, as the following example will illustrate.

pedi	two (when simply counting: one, two, three..)
motho wa bobedi	the second person (ordinal numbers)
batho ba babedi	two people (cardinal numbers)

The counting of objects or people (e.g. batho ba babedi, two people) will be taught in a later cycle.

When numbers are used as ordinals (second, third, fourth, etc.), the construction for relating them to the noun is one which is familiar to you by now:

noun + possessive + noun

motho wa bobedi	the second person
letsatsi la bobedi	the second day

It may seem strange to find that the numbers behave like nouns in this construction. (When used as cardinals, the numbers behave like adjectives). Actually this is not unusual, since the number stems in this case have been made into nouns by the addition of the prefix bo-:

bobedi	second (lit.: Secondness)
boraro	third (lit.: thirdness)
bone	fourth (lit.: fourthness)

In earlier cycles (1, 7, 31, 38) you learned that the form of the possessive varies according to the noun that precedes it:

Moruti wa ga Moremi.	Moremi's teacher
Tsala ya ga Moremi.	Moremi's friend

In counting the Batswana commonly use the hand closed, the little finger is raised for nger for 'two'; these with the middle finger open left hand indicates 'five'. After this necessary, though optional. 'Six' is indicated hand, the remaining fingers being closed; right hand and the index finger, and so on u 'ten'.

CYCLE 60: NOUN CLASS SUMMARY.

All the ordinary Setswana nouns can be divided into seven groups or classes, and each of these is followed by its own form of the possessive.

wa- motho wa bobedi

la- letsatsi la bobedi

sa- setlhare sa bobedi

ya- katse ya bobedi

jwa- bosigo jwa bobedi

la-/lwa- lokwalô lwa bobedi

Only six possessive forms are given above, since two of the groups happen to take the same possessive form (\_\_\_\_\_ wa bobedi), though elsewhere they behave quite independently.

The grouping of Setswana nouns into seven classes is of consequence for more reasons than just the determination of the form of the possessive. For example, nouns are pluralized by changing the form of the noun prefix, and this varies from class to class:

1. mo.NOUN Motswana	ba.NOUN Batswana	Motswana, Batswana
1a. ♀ .NOUN mma	bo.NOUN bomma	mother, mothers
2. mo.NOUN molamu	me.NOUN melamu	stick, sticks
3. le.NOUN leoto	ma.NOUN maoto	foot, feet
4. se.NOUN sejana	di.NOUN dijana	dish, dishes
5. N. NOUN nku	di.NOUN dinku	sheep, sheep
6. lo.NOUN lokwalô	di.NOUN dikwalô	letter/book, letters/books
7. bo.NOUN bosigo	ma.NOUN masigo	night, nights

As you can see from the above, each of the noun classes has a set of prefixes which are added to the stem, one to indicate the singular, and the other to indicate the plural. In some cases the prefix form of one class is the same as that of another (cf. class 1 motho and class 2 motse).

We write the prefix for the class 5 singular as "N", which suggests two of the important characteristics of this class.

a. When the rest of the word has only one syllable, the prefix is a nasal, and the sound of it varies according to the consonant which immediately follows it:

mphô gift (n=m before p, ph, m)

nthô sore (n=n before t, th, n)

nku sheep (n=n before k, kh)

b. This nasal prefix ("N") is dropped from almost all noun stems of two or more syllables:

thutô lesson

pitse horse

kgosi chief

baki jacket

There are, however, a few stems having two or more syllables which retain this nasal prefix:

nnete truth

The following examples (from cycles you've already studied) demonstrate some additional ways in which the noun classes affect other parts of the sentence.

Leina la gago ke mang? Cycle 1

Tichêrê ya gago ke mang? Cycle 7

Selô se ke eng? Cycle 27

Dilô tse ke eng?

Ke sesepa sa ga John. Cycle 31

Ke lekwalô la ga John.

Scsepa se/seo  
Lenyena le/leo Cycle 33

Lesôlê le nwa bojalwa. Cycle 35

Sefofu se nwa bojalwa.

Monna o nwa bojalwa.

Letswai le kae? Where is the salt? Cycle 58

Sukiri e kae? Where is the sugar?

Mookamedi o kae? Where is the director? Cycle 45

Baokamedi ba kae? Where is the staff?

At this point in your studies don't make a special effort to "memorize" these noun classes with their various prefixes: you will have ample opportunity to do this later (see cycle 76). For now it is sufficient that you understand that the variations in forms (such as the possessives) which you are encountering are due to the grouping of nouns into classes, and that there is a limit to these variations (they don't go on without end!)

By now you've had considerable practice in using several forms of the possessive. The full set is given below for your information. You need not memorize them now (unless you feel compelled to do so!); they will be practiced in later cycles.

### Possessive Construction

#### noun + possessive + noun

- |   |   |
|---|---|
| 1. mo.NOUN wa _____<br>morwa wa bobedi        | ba.NOUN ba _____<br>barwa ba bobedi     |
| 2. mo.NOUN wa _____<br>mogokgo wa bobedi      | me.NOUN ya _____<br>megokgo ya bobedi   |
| 3. le.NOUN la _____<br>lesole la bobedi       | ma.NOUN a _____<br>masole a bobedi      |
| 4. se.NOUN se _____<br>sebui sa bobedi        | di.NOUN tsa _____<br>dibui tsa bobedi   |
| 5. N.NOUN ya _____<br>ngaka ya bobedi         | di.NOUN tsa _____<br>dingaka tsa bobedi |
| 6. lo.NOUN lwa/la _____<br>lokwalô lwa bobedi | di.NOUN tsa _____<br>dikwalô tsa bobedi |
| 7. bo.NOUN jwa _____<br>bojalwa jwa bobedi    | ma.NOUN a _____<br>majalwa a bobedi     |

#### Exercise 1

Practice converting singular nouns into their equivalent plural. Use additional nouns from previous lessons.

	<u>Teacher</u>	<u>Response</u>
Class 1	motswana mosadi monna	batswana bagadi banna
Class 4	sejana setlhare setilô	dijana ditlhare ditilô
Class 5	nku ntša nnêšê pitse kgomo	dinku dintša dinnêšê dipitse dikgomo

Class 5 continued	buka kobô	dibuka dikobô
Class 2	molamu mokgatitswe motse molêlô	melamu mekgatitswe metse melêlô
Class 3	leoto letsatsi leina leru	maoto matsatsi maina maru
Class 7	bosigo bojalwa bogôbê	masigo majalwa magôbê
Class 6	lonala lonaô lokwalô	dinala dinaô dikwalô

E-2

Do E-1 with the singular nouns given in random order rather than according to class.

<u>Teacher</u>	<u>Response</u>
molamu	melamu
mosadi	basadi
sejana	dijana
monna	banna
pitse	dipitse
etc.	etc.

E-3

Practice converting plural nouns into their equivalent singulars, first by classes (as in E-1), then in random order (as in E-2).

CYCLE 61: THEY'RE ALL GONE.M-1

Ke kopa madi.

I'm asking for money.

Ke kopa metsi.

I'm asking for water.

Ke kopa mafura.

I'm asking for oil.

M-2

Ga a yô.

There isn't any. (It's all gone.)

C-1

Motswana child: Ke kopa madi, rra.

PCV: Ga a yô.

I don't have any.

M-3

Ke kopa diswitshi.

I'm asking for candy.

Ke kopa dinamune.

I'm asking for oranges.

Ke kopa dimphô.

I'm asking for presents.

M-4

Ga di yô.

There aren't any. (They're all gone)

M-5

Ke kopa tiki.

I'm asking for a 2 1/2 piece.

Ke kopa jesi.

I'm asking for a sweater.

Ke kopa sukiri.

I'm asking for sugar.

M-6

Ga e yô.

C-2

Small child: Ke kopa tiki, rra.

PCV: Ga e yô.



Child: M<sup>me</sup> o <sup>sa</sup> le madi.  
Ke a a utlwa mo  
kwatlheng ya gagô.

But you have money. I hear  
it in your pocket.

PCV: O nkopa 'tiki' e seng  
'madi'. Ruri ga ke na  
'tiki'.

You asked me for a 'tickey'  
not for 'money'. Really I  
don't have a 'tickey'.

C-3

Motswana girl: Ke batla tirô, mma.

PCV: Ga e yô, mma.

M-7

Motho ga a/yô.

There isn't any person (here).

Sesepa ga se/yô.

There isn't any soap (here).

Letswai ga le/yô.

There isn't any salt (here).

Lokwalô ga lo/yô.

There isn't any book (here).

Molelô ga o/yô.

There isn't any match (here).

Bojalwa ga bo/yô.

There isn't any beer (here).

C-4

Mosetsana: Ke kopa mmêrekô, rra.

PCV: Ga o yô, mma.

C-5

Visitor: Ramoutsa Secondary School  
se kae? Where is the Ramoutsa  
Secondary School?

Molete: Ga se yô, rra.

There isn't one.

C-6

A: Sesepa sa ga Bill se kae?

Where is Bill's soap?

B: Ga se yô.

It's not here.

A: Se kae?

Where is it?

B: Ga ke itse.

C-7

Child: Dilêkêrê, mpha  
dilêkêrê.

Volunteer: Ga diyô!

Child: Di teng, kea itse.

Mpha dilêkêrê.

Volunteer: Ga diyô ruri.

There is, I know.

Give me some candy.

There isn't any, truly.

C-8

Child: Ke kopa [namune], rra.

mpha [namune].

Volunteer: O batla'ng?

Child: Ke kopa [Namune], rra.

Volunteer: Ga ke na [namune].

Or: Ga [e] yô.

Child: Mpha [namune]. [E] teng,  
ke a [e] bôna.

Volunteer: Ke romilwe.

What do you want?

I am asking for an orange, sir.

They're not mine. (lit.: I've  
been sent (to buy them)).

NOTES: CYCLE 61

yô of Ga se yô, etc. is sometimes written without the y : Ga se ô.

CYCLE 62: I LIVE ALONE.M-1

Draw 6 houses [like so ] on the blackboard. Number them. Point to each as you teach the following. Give it first as a monologue.

- |    |   |  |
|----|---|--|
| #1 | (Se <sup>ô</sup> ) se ke ntlo ya me.<br>Ke nna fa. Ke nna ke le nosi. | This is my house. I live here. I live alone. (all by myself) |
| #2 | Se ke ntlo ya gago.<br>O nna o le nosi.                               | This is your house. You live alone.                          |
| #3 | Se ke ntlo ya gagwê.<br>O nna a le nosi.                              | This is his house. He lives alone.                           |
| #4 | Se ke ntlo ya rona.<br>Re nna re le nosi.                             | This is our house. We live alone (all by ourselves)          |
| #5 | Se ke ntlo ya iona.<br>Lo nna lo le nosi.                             | This is your house. You all live alone.                      |
| #6 | Se ke ntlo ya bonê.<br>Ba nna ba le nosi.                             | This is their house. They live alone.                        |

M-2

(Using one of the houses, relabel it Bill and John) Then teach the following:

- |                                     |  |
|-------------------------------------|--|
| John le Bill ba nna mmôgô.          | John and Bill live together.               |
| John o nna fa. Bill o nna fa.       | John lives here. Bill lives here.          |
| Ba ja mmôgô. Ba leba TV mmôgô.      | They eat together. They watch TV together. |
| Ba ya tirong mmôgô.                 | They go to work together.                  |
| Ba bêrêka mmôgô mo ofising ya pôsô. | They work together at the post office.     |
| Ke ditsala tsa boannaruri.          | They are true friends.                     |

C-1

- A: Dumêla Mary.  
B: Dumêla John.  
A: O nna kae jaanong?  
B: Ke nna fa.

A: O mma le mang?

B: Ke mma ke le nosi.

C-2

A: O batla mang, mma?

B: Ke batla tefo le Pulê. Ba kae?

A: Ba kwa mmetšheng.

They are at the soccer match.

B: A ba nna mmôgô?

A: Ee, ntlo ya bonê ke e, No. 4.

B: Ke itumetse, rra.

NOTES: CYCLE 62

- Ke le nosi, o le nosi, etc. have two sets of variant forms:  
 1) Ke mosi, o nnosi, etc., and 2) Ke le esi, o le esi, etc.

CYCLE 63: CATHY ALWAYS WEARS EARRINGS.M-1

Review cycle 57

John o rwele hutshe gompieno.

John is wearing a hat today.

John o rwele ditihako gompieno.

John is wearing shoes today.

John o rwele dikausu gompieno.

John is wearing stockings today.

John o rwele watshe gompieno.

John is wearing a watch today.

M-2Cathy o rwala tuku malatsi  
otlhe.

Cathy always wears a scarf.

Cathy o rwala manyena malatsi  
otlhe.

Cathy always wears earrings.

Cathy o rwala lesêka malatsi  
otlhe.

Cathy always wears a bracelet.

Cathy o rwala dikausu malatsi  
otlhe.

Cathy always wears stockings.

M-3

John ga a apara jeresi gompieno.

John isn't wearing a sweater today.

John ga a apara jase gompieno.

John isn't wearing an overcoat today.

John ga a apara baki gompieno.

John isn't wearing a jacket today.

John ga a apara hêmpê gompieno.

John isn't wearing a shirt today.

M-4

Cathy ga a apare dijale.

Cathy doesn't wear shawls.

Cathy ga a apare dikobô.

Cathy doesn't wear blankets.

Cathy ga a apare dibaki.

Cathy doesn't wear jackets.

Cathy ga a apare dijeresi.

Cathy doesn't wear sweaters.

C-1

A: Susan o rwele'ng?

What is Susan wearing?

B: O rwele [manyena].

A: A [John] o rwele manyena?

B: Nyaa, ga a rwala manyena.  
Banna ga ba rwale manyena.He is not wearing earrings.  
Men don't wear earrings.C-2

A: Susan o apere'ng?

What is Susan wearing?

B: o apere [bolause].

A: A o apere [jesi] gapê?

Is she also wearing a [sweater]?

B: Nyaa ga a apara [jesi].

NOTES: CYCLE 63

There is a group of Setswana verbs which require the use of the perfective tense to be equivalent in meaning to the English present. (A partial list of these verbs follow.)

The semantic content of verbs which comprise this group usually indicates actions which can continue for only a limited period of time before attaining completion, whereupon some type of mental or physical state results. Thus we have apara (to put on) which in the perfect tense apere comes to mean 'wear'--lit. 'have put on'. When used in the present tense these verbs indicate habitual action.

apara, apere

(dress, wear, put on upper clothes)

didimala, didimetse

(become quiet or silent)

nna, ntse

(sit, enter the sitting position)

êma, eme

(stand, rise, enter the standing position)

gakala, gaketse

(become excited or indignant)

galefa, galefile

(become angry)

kgora, kgotshe

(become full or satisfied with food)

khubama, khubame

(kneel, enter the kneeling position)

kôlôba, kolobile

(become wet)

lapa, lapile

(become tired)

latlhêga, latlhegile	(become lost)
nôna, nonnê	(become fat)
kgalêga, kgalegile	(become thirsty)
ôma, omile	(become dry, dry out)
ônala, onetse	(become worn out, wear out)
palama, palame	(mount, climb, enter the mounted position)
phatlalala, phatlaletse	(scatter, disperse, become scattered)
rapama, rapame	(lie down, enter the lying position)
rôbala, rôbetse	(sleep, go to sleep, enter the sleeping position)
rôbêga, robegile	(break, get broken)
rwala, rwele	(put on extremities; carry on head)
sama, siame	(become righteous, good, straight)
tlala, tletse	(become full)
tihalefa, tihalefile	(become wise, clever)
tiwâela, tluaetse	(become accustomed)
tshwara, tshwere	(grasp, seize catch, hold)
tsofala, tsofetse	(become old, age)
tswala, tswele	(put on underwear)
tswâlâ, tswêtsê	(close door)
swa, sule	(die)
timêla, timetse	(stray, get lost)

CYCLE 64: HOW IS THE FOOD?M-1

Dijô di monate.

The food is nice.

Dijô di chipi.

The food is cheap.

Dijô di turu.

The food is high-priced.

Dijô di siame.

The food is ready.

M-2

Dijô di ntse jang?

How is the food?

C-1

A: Ô nwa'ng?

B: Kê nwa legapu.

I'm eating a watermelon.

A: Le ntse jang?

B: Le [monate].

C-2

A: Ô ja'ng?

B: Kê ja [nama].

A: E ntse jang?

B: E monate.

C-3

PCV: A [reisi] e [turu] kwa Botswana.

Motswana: Ee, [reisi] e [turu].

PCV: A [nama] e [turu]?

Motswana: Nyaa, [nama] ga e [turu]. E [chipi].



C-4

A: A ð ja [reisi]?

B: Ee, kè ja [reisi].

A: Ke bokae?

B: E turu.

C-5

A: [Nama] e kae?

B: Ke e.

A: E ntse jang?

B: E monate.

C-6

PCV<sub>1</sub>: Dikeledi o ntse jang?

PCV<sub>2</sub>: O siame thata.

NOTES: CYCLE 64

Note on use of siame--ready/nice.  
monate--tasty/nice.

When using 'nice' to describe people, keep in mind that siame means 'ready' (of food), 'nice' (of people) and monate means 'tasty'.

Notice in C-1 that the Botswana 'drink' watermelon.

CYCLE 65: WHEN IS JOHN GOING TO TOWN?M-1

Ø ya Lobatsê leng?

When is he/she going to Lobatse?

Ø ya tirong leng?

When is he/she going to work?

M-2

Ø ya Lobatsê ka 8:00.

He's going to Lobatse at 8 o'clock.

Ø ya Lobatsê ka 1:00.

He's going to Lobatse at 1 o'clock.

Ø ya Lobatsê ka Sontaga.

He's going to Lobatse on Sunday.

Ø ya Lobatsê ka Sateretaga.

He's going to Lobatse on Saturday.

Ø ya Lobatsê malatsi otlhe.

He goes to Lobatse every day.

Ø ya Lobatsê ka mosô.

He's going to Lobatse tomorrow.

C-1

A: [John] Ø ya Lobatsê leng?

B: Ø ya [ka 8:00].

M-2

Re ja leng?

When (on what schedule/at what time) do we eat?

Re palama leng?

When do we ride?

Re rôbala leng?

When do we go to bed?

Re tsoga leng?

When do we get up?

Re ya sekolong leng?

When do we go to school?

Re ya kerekeng leng?

When do we go to church?

C-2

A: Re ja leng?

When do we eat?

B: Re ja ka 7:00, ka 12:00,  
le ka 6:00.

We eat at 7:00, 12:00, and  
6:00.

C-3

A: Re rōbala leng?

When do we go to bed?

B: Ka 10:00.

At 10:00.

A: Re tsoga leng?

When do we get up?

B: Ka 6:00.

At 6:00.

A: Re ya go palama leng?

When do we ride?

B: Jaanong jaana. A re yeng.

Right now. Let's (pl.) go.

C-4

A: Ō ya leng kerekeng?

When do you go to church?

B: Ka Sōntaga.

On Sundays.

C-5

A: Ō ya leng sekolong?

When do you go to school?

B: Kā ya sekolong ka Mantaga,  
Laboraro, le Labotlhano.

I go to school on Mondays,  
Wednesdays, and Fridays.

C-6

A: Ō ithuta Setswana leng?

When do you study Setswana?

B: Malatsi otlhe.

Every day.

M-4

Sekolo se tsēna leng?

When does school begin?

Kerêkê e tsēna leng?

When does church begin?

C-7

A: Sekolo se tsēna leng?

When does school begin?

B: Ka 8:00.

M-5

Bese e tsamaya leng?

When is the bus leaving?

Sefofane se tsamaya leng?

When is the plane leaving?

Dineo o tsamaya leng?

When is Dineo leaving?

C-8

A: O tsamaya leng?

B: Ke tsamaya ka mosô.

I'm going tomorrow.

A: O tsamaya ka'ng?

How are you going?

B: Ka bese.

By bus.

A: E tsamaya leng?

When does it go?

B: Ka 8:00.

M-6

Moagi o tla leng?

When is Moagi coming?

Moagi o tla ka'ng?

How is Moagi coming?

Moagi o tla le mang?

With whom is Moagi coming?

C-9

A: Moagi o tla leng?

B: O tla ka mosô.

A: O tla ka'ng?

B: Ka pitse.

A: O tla le mang?

B: Ga ke itse, fela ke  
bôna gore ga a tle le opê.

I don't know, but I think that  
he's not coming with anybody.

CYCLE 66: THE PEN IS ON THE TABLE.M-1

Fêné e fa godimo ga tafolê.

The pen is over/above the table.

Fêné e fa pele ga tafolê.

The pen is in front of the table.

Fêné e fa moragô ga tafolê.

The pen is behind/in back of the table.

Fêné e fa gare ga tafolê.

The pen is in the middle of the table.

C-1

T: Fêné e kae?

S: E fa [moragô] ga tafolê.

M-2

Fêné e gaufe le tafolê.

The pen is near the table.

Fêné e kgakala le tafolê.

The pen is far from the table.

M-3

Fêné e ka fa njeng ga tafolê.

The pen is to the right of the table.

Fêné e ka fa tlase ga tafolê.

The pen is underneath the table.

Fêné e ka fa molemeng ga tafolê.

The pen is to the left of the table.

M-4

Fêné e fa ntiheng ya tafolê.

The pen is on the edge of the table.

Fêné e fa khoneng ya tafolê.

The pen is on the corner of the table.

Fêné e fa (le) tlhakoreng la tafolê.

The pen is at the side of the table.

M-5

Fêné e mo tafoleng.

The pen is on (top of) the table.

Fêné e fa gare ga ditafolê.

The pen is between the tables.

Fêné e mo teng ga tafolê.

The pen is inside the table.

M-6

John o mo nokeng.

John o kwa nokeng.

John o fa nokeng.

John is in the river.

John is at the river.

John is near the river.

CYCLE 67: THEY LOVE EACH OTHER VERY MUCH.M-1

Ed o rata Marsha. Marsha o rata  
Ed. Ba ratana.

Ed loves Marsha. Marsha loves Ed. They  
love each other.

Lula o leba Mark. Mark o leba  
Lula. Ba lebana.

Lulu is looking at Mark. Mark is  
looking at Lulu. They are looking at  
each other.

Jim o roga letagwa. Letagwa  
le roga Jim. Ba rogana.

Jim is swearing at the drunkard. The  
drunkard is swearing at Jim. They  
are swearing at each other.

Ntša e loma Charles. Charles  
o loma ntša. Di lomana.

The dog is biting Charles. Charles  
is biting the dog. They are biting  
each other.

Nelson o bitsa Marie. Marie  
o bitsa Nelson. Ba bitsana.

Nelson is calling Marie. Marie is  
calling Nelson. They are calling each  
other.

C-1

A: Basimane bao ba  
betsana malatsi  
otlhe.

Those two boys are always  
fighting with each other.

B: Ga ba utlwane ka sepê.

They never agree with each  
other about anything.

A: Ke bôna gore ga ba  
ratane.

I think that they don't like  
each other.

M-2

Sally le mmaagwê ba tshwana  
thata.

Sally and her mother look exactly alike.

Sally le mmaagwê ba ya go  
kôpana ka Labonê.

Sally and her mother are going to meet  
(each other) on Thursday.

C-2

PCV: A se ke nku kama  
podi? Ga ke itse  
sentlê.

Is this a sheep or a goat?  
I can't tell.

Motswana: Ke podi.

It's a goat.

PCV: Ao, di a tshwana.

Oh. They look alike.

C-3

A: A o batla go nwa  
kofi kana tee?

Would you like coffee or tea?

B: Go tshwana fela.

It doesn't matter. (one's  
the same as the other)

NOTES: CYCLE 67

The form known as the 'reciprocal' has the suffix -ana and indicates that the action signified by the simple stem is carried out mutually by the two parties involved. It expresses the equivalent of the English 'each other' or 'one another'.

Some reciprocal forms do not have any corresponding simple forms: tshwana (resemble), kôpana (meet), tlhaksana (mix with each other), lekana, (be equal).



CYCLE 68: WHAT ARE YOU GOING TO DO TOMORROW?

To the instructor: Introduce the use of "tlaa" to indicate future actions by means of the following demonstration:

T: Ke tlaa bula lebati.  
(Then opens the door saying)

Ke bula lebati.

Ke tlaa tswala lebati.

(Then closes the door, saying)

Ke tswala lebati.

Repeat the same series of actions and statements using a letter (lekwalô) and a purse (kgetsana).

M-1

Ke tlaa bula lebati.

I'm going to open the door.

Ke tlaa bula lekwalô.

I'm going to open the letter.

Ke tlaa bula kgetsana.

I'm going to open the purse.

M-2

To the instructor: Give the sentences in the left-hand column, and have the students respond with the sentences in the right-hand column.

Ke bula lebati.

Ke tlaa bula lebati.

Ke bula lekwalô.

Ke tlaa bula lekwalô.

Ke bula kgetsana.

Ke tlaa bula kgetsana.

Ke tswala lebati.

Ke tlaa tswala lebati.

Ke tswala kgetsana.

Ke tlaa tswala kgetsana.

Ke tswala lekwalô.

Ke tlaa tswala lekwalô.

C-1

S: (as a monologue, performing the appropriate actions)

Ke tlaa bula [lebati].

Ke bula [lebati].

Ke tlaa tswala [lebati].

Ke tswala [lebati].

M-3

- A o tlaa apaya reisi ka mosô?      Are you going to cook rice tomorrow?  
 A o tlaa phimola ka mosô?      Are you going to dust tomorrow?

C-2

- A: A o tlaa [apaya reisi] ka mosô?  
 B: Ee, ke tlaa [apaya reisi] ka mosô?

C-3

- A: O tla dira eng ka mosô?  
 B: Ke tla [ ] ka mosô.  
 Or: Ga ke itse.

M-4

- Ke tlaa palama pitse.      I'll ride a horse.  
 Ke tlaa rêka pitse.      I'll buy a horse.  
 Ke tlaa bolaya pitse.      I'll shoot the horse.

C-4

- A: Ke batla go palama pitse.  
 B: A o na le pitse?  
 A: Nyaa, ga ke na pitse.  
 B: Jaanong o tlaa palama pitse ya ga mang?      Then whose horse will you ride?  
 A: Ke tlaa rêka pitse.  
 B: Wêna, ga o na madi.      You, you don't have any money.  
 A: Ke na le madi.      I have money.  
     Kea bêrêka. Ga o itse?      I'm working. Don't you know?  
 B: E he. Go siame.

NOTES: CYCLE 68

Some people say setswalô instead of lebati for 'door'.

The word indicating future tense is sometimes spelled tla and sometimes tlaa.

CYCLE 69: A MOTSWANA WOMAN.

Use a picture for the following:

Mo re bôna mosadi wa motswana.

Here we see a motswana woman.

Ke Mokgatla.

She is a member of the Kgatla tribe.

O kwc ntlê

She is outside.

Mosadi o belege ngwana.

The woman is carrying a child.

O mmelege ka thari.

She has tied her with a sling.

O rwele tukwi le manyena.

She is wearing a head-scarf and earrings.

Ngwana o rwele kapi.

The baby is wearing a bonnet.

Q-1

T: O bôna mang?

Who do you see?

S: Ga ke mo itse, mme ke bôna  
gore ke mosadi wa Motswana.

I don't know her, but I see that  
she is a Motswana woman.

Q-2

T: O dirá'ng?

What is she doing?

S: O a tsamaya.

She is walking.

Q-3

T: O apere'ng?

What is she wearing?

S: O apere mosese.

She's wearing a dress.

Q-4

T: Mosadi o belege'ng?

What is the woman carrying?

S: O belege ngwana.

She's carrying a child.

Q-5

T: O mmelege ka'ng?

With what has she tied him?

S: O mmelege ka thari.  
Or: Ka thari.

She has tied him with a sling.  
With a sling.

Q-6

T: O, rwele'ng?

S: O rwele tukwi.

Q-7

T: A o rwele digalase?

S: Nyaa, ga a rwala digalase.

Q-8

T: O bôna'ng fa?

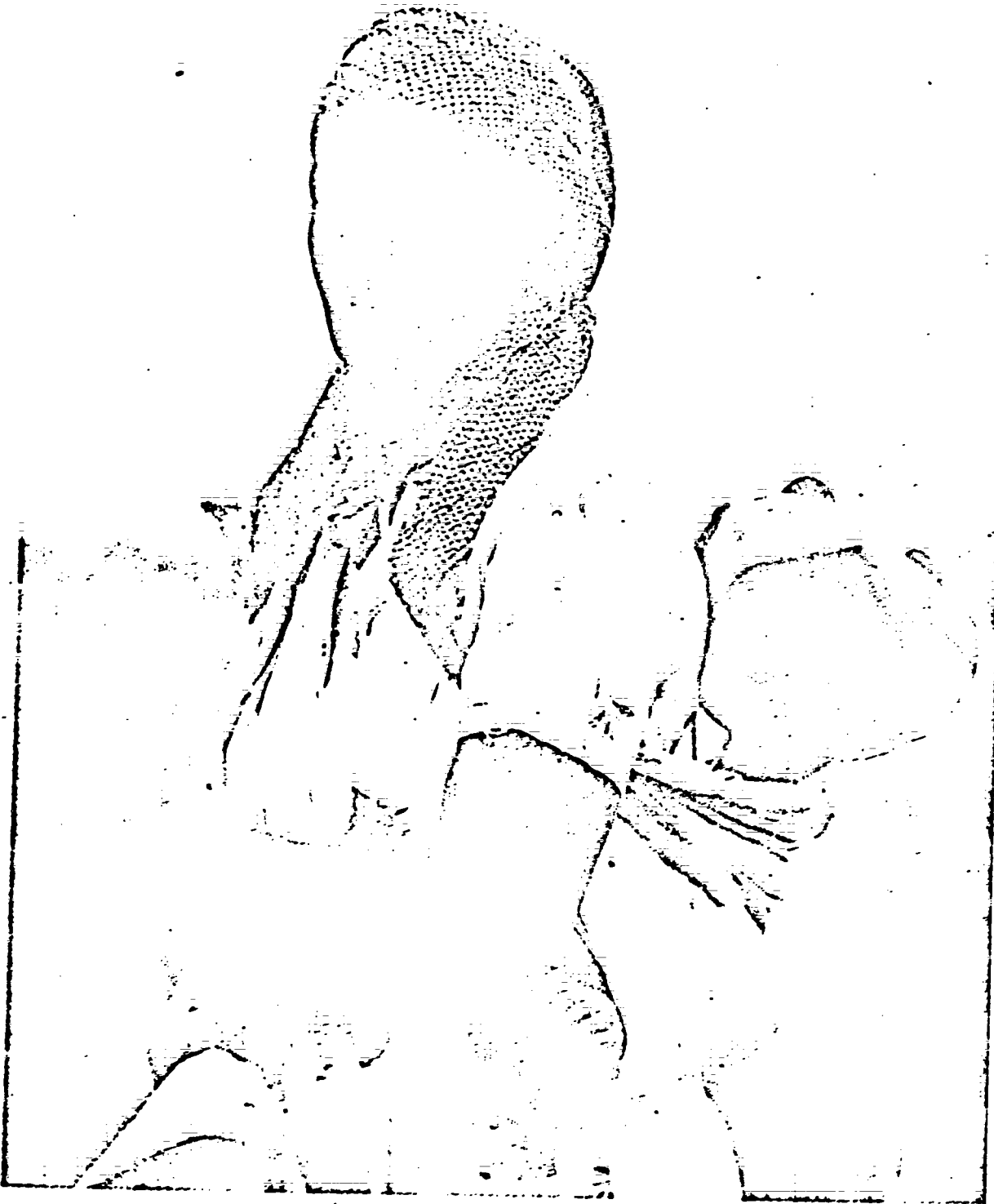
What do you see here?

S: [            ].

Q-9

T: O apere'ng?

S: O apere mosese.



CYCLE 70: I DON'T KNOW HIM.M-1

A o itse Grace?

Do you know Grace?

A o thusa Mary?

Are you helping Mary?

A o ruta Ngaka?

Are you teaching Ngaka?

M-2

Ee, ke a mo itse.

Yes, I know her.

Ee, ke a mo thusa.

Yes, I'm helping her.

Ee, ke a mo ruta.

Yes, I'm teaching him.

C-1

A: A o itse Grace?

B: Ee, ke a mo itse.

Or: Nyaa, ga ke mo itse.

No, I don't know her.

C-2

A: A o a mo itse?

Do you know him?

B: Mang?

Who?

Or: Ke itse mang?

Do I know who?

A: Ngaka?

B: Ee, ke a mo itse.

Or: Nyaa ga ke mo itse.

M-3

Mo fê setilô.

Give him a chair.

Mo fê buka.

Give him a book.

Mo fê jesi.

Give him a sweater.

Mo adimê penê.

Lend him a pen.

Mo adimê madi.

Lend him a money.

Mo adimê jase.

Lend him an overcoat.

Mo rutê Sekgoa.

Teach her English.

Mo rutê Seburu.

Teach her Afrikaans.

Mo rutê Sefora.

Teach her French.

C-3

T: John, Susan o batla go nna.  
Mo fê setilô.

John: Go siame ke se.

Okay. Here it is.

C-4

T: John, Susan o batla go kwala.  
Mo adimê pênê.

S: Ga ke na pênê.

C-5

T: Susan, Bill o tshwerwe ke tlala.  
Mo fê dijô.

S: Dijô ga di yô.

There's no food.

C-6

A: John o batla go palama.  
A o tla mo adima pitse ya gago?

B: Ee, ke tla mo adima pitse ya me.

M-4

Se mo fê.

Give it to him (se).

E mo fê.

Give it to him (e).

Le mo fê.

Give it to him (le).

M-5

Ke a se mo fa.

I am giving it to him(se).

Ke a e mo fa.

I am giving it to him (e).

Ke a le mo fa.

I am giving it to him (le).

C-7

T: Mike, Susan o batla  
go nna faatshe. Mo fe  
setilô. Jaanong o dira'ng?

Mike: Ke a se mo fa.

Mike, Susan wants to sit down.  
Give her a chair. Now, what  
are you doing?

I'm giving it to her.



CYCLE 71: A PCV MEETS A MOTSWANA IN GABERONES.

Volunteer: Dumêla rra.

Motswana: Dumêla, rra.

Volunteer: O tsogile jang?

Motswana: Ke tsogile sentiê, wêna o tsogile jang?

Volunteer: Ke tsogile sentlê.

Motswana: O tswa kae?

Volunteer: Ke tswa Lobatsê.

Motswana: E he. Jaanong, o ya kae?

Volunteer: Ke ya Mochudi.

Motswana: E he. O bêrêka kwa Lobatsê?

Volunteer: Nyaa ga ke bereke teng.

Motswana: O bêrêka kae?

Volunteer: Ke bêrêka kwa Mahalapyê.

Motswana: Kea bôna. Leina la gago ke mang?

Volunteer: Leina la me ke [John].

Or: Ke [John].

Ke lepiskops la Amerika.

Motswana: Ao! O lepiskops la Amerika?

Volunteer: Ee.

Motswana: Kea bôna. Jaanong o ithutile Setswana kae?

Volunteer: Ke se ithutile kwa Amerika,  
ume ga ke se itse sentiê.  
Ke batla go se ithuta sentlê.

Motswana: O tla se itse thata.

Volunteer: Wêna, o mang, rra?

Motswana: Leina la me ke [Tau].

Volunteer: O nna kae?

Motswana: Ke nna kwa Tlokweng.

Volunteer: O bêrêka kae?

I see. Where did you study Setswana? (lit.: Where have you studied Setswana?)

I studied it in America, only I don't know it well. I want to learn it well.

Then you will know it very much.

Then you, who are you, sir?

Where do you live?

I live in Tlokweng.

- Motswana: Ke b<sup>ê</sup>r<sup>ê</sup>ka g<sup>ô</sup>n<sup>ê</sup> mo. I work right there.
- Volunteer: E he. O dira'ng? Oh. What do you do?
- Motswana: Ke b<sup>ê</sup>r<sup>ê</sup>ka kwa posong. I work at the post office.
- Volunteer: Jaanong o ya kae? Now where are you going?
- Motswana: Ke ya Serow<sup>ê</sup>.  
Volunteer: E he.
- Motswana: A o rata Botswana? Do you like it here in Botswana?
- Volunteer: Ee, ke a go rata fel<sup>â</sup> go tsididi. Yes, I like it, only it is cold.
- Motswana: Ee. A o utiwa gore go tsididi gompieno? Yes. Do you feel that it is cold today (this very day)?
- Volunteer: Ee.
- Motswana: Go siame. Ke gopola gore ke tla go b<sup>ô</sup>na gap<sup>ê</sup> sala sentl<sup>ê</sup>. Okay. I think that I'll see you again.
- Volunteer: Ke a itum<sup>ê</sup>la. Tsamaya sentl<sup>ê</sup>.

M-1

- O ithutile Setswana kae? Where did you learn Setswana?
- O rutile Setswana kae? Where did you teach Setswana?

M-2

- Ke se ithutile kwa Amerika. I learned it in America.
- Ke se rutile kwa Amerika. I taught it in America.

C-1

- A: O [ithutile] Setswana kae?
- B: Ke se [ithutile] kwa Amerika.

M-3

- O agile kwa Lobat<sup>sê</sup>. He lives in Lobatse.

O ile kwa Lobatsê.

He has gone to Lobatse. (lit.: He has built(a house) at Lobatse.)

O rekile kwa Lobatsê.

He went shopping in Lobatse.

C-2

A: O agile kae?

Where do you live?

B: Ke agile kwa Lobatsê.

I live in Lobatse.

M-4

O ile kwa sepêtleleng.

She's gone to the hospital.

O ile kwa toropong.

She's gone to town.

O ile kwa baeskopong.

She's gone to the movies.

O ile kwa ofising.

She's gone to the office.

C-3

T: [Susan] ō kae?

S: ō ile sepêtleleng.  
ō a lwala.

T: ō ile leng?

When did she go?

S: Maabane.

Yesterday.

C-4

T: Ed ō kae?

S: Ga a yô.

T: ō ile kae?

He isn't here.

S: ō ile toropong.

NOTES: CYCLE 71

The perfect tense signifies that an action has been carried out or completed in past time. It often has very much the same connotation as the past tense. The difference in meaning and function will be discussed later when the past tense forms are introduced. The marker of the perfect tense is usually -ile, which is attached to the end of the verb stem after the dropping of its final -a. It is usually translated by English 'has/have \_\_\_\_\_en'. E.G. 'break' rôbêga, 'has broken', rôbegile.

CYCLE 72: I'M GOING TO THE STORE TO BUY A SHIRT.M-1

O ya go rêka'ng kwa  
lebentleleng?

What are you going to the store to buy?

O ya go rêka'ng kwa khefing?

What are you going to the cafe to buy?

O ya go rêka'ng kwa khemisting?

What are you going to the drug store to buy?

M-2

Ke ya go rêka bupe kwa  
lebentleleng.

I'm going to the store to buy flour.

Ke ya go rêka motsoko kwa  
lebentleleng.

I'm going to the store to buy tobacco/  
cigarettes.

Ke ya go rêka dipidisi kwa  
khemisting.

I'm going to the drug store to buy pills.

C-1

A: O ya go rêka'ng kwa  
lebentleleng?

B: Ke ya go rêka bupe.

M-3

O ya go dira'ng kwa posong?

What are you going to do at the  
post office? (You are going to the  
post office to do what?)

O ya go dira'ng kwa khemisting.

What are you going to do at the  
drug store?

O ya go dira'ng kwa khefing?

What are you going to do at the cafe?

M-4

Ke tlhoka ditêmpê.

I need stamps.

Ke tlhoka disekerêsê.

I need cigarettes.

Ke tlhoka dipidisi.

I need pills.

M-5

Ke ya go di tsaya kwa posong.

I'm going to the post office to pick them up.

Ke ya go di rêka kwa khefing.

I'm going to the grocery store to buy them.

Ke ya go di rêka kwa khemisting.

I'm going to the drug store to buy them.

C-2

A: O ya go dira'ng kwa posong?

B: Ke ya go tsaya lekwalô.

C-3

A and B: Greeting exchange.

A: O ya kae?

B: Lebentleleng.

A: O ya go dira'ng?

B: Ke tihôka [hempê].  
Ke ya go e rêka teng.

I need a shirt. I'm going there to buy one.

C-4

A: A o itse [John]?

B: Ee.

A: O ya Botswana.

B: Ao! O ya Botswana. O ya go dira'ng?

A: O ya go aga teng.

B: O tsamaya leng?

A: Ka Mantaga.

Really? He's going to Botswana. What is he going (there) to do?

He's going to build (things) there.

Oh. When is he going?

C-5

A: O ya go dira'ng kwa lebentleleng?

B: Ke ya go rêka motsoko.

A: O tla rêka [hêmpê] leng?

What will you buy a [shirt]?

B: Ke tla rêka [hêmpê] ka  
mosô.

I'll buy a [shirt] tomorrow.

NOTES: CYCLE 72

Ya go 'go to', like in English, is an alternate form of the future tense. It is 'future' in meaning but 'present' in form (i.e. it contains no tlaa).

CYCLE 73: WHAT KIND OF SOAP DO YOU WANT?M-1

Ke phôlôgôlô ya mofuta ofe?

What kind of animal is it?

Ke sesepa sa mofuta ofe?  
mmêrêkô wa

What kind/brand of soap is it?

Ke tirô ya mofuta ofe?  
tirô ya

What kind of work is it?

M-2

Ke batla tirô ya ofisi.

I want office work.

Ke batla tirô ya jazata.

I want yard work.

Ke batla tirô ya ntlo.

I want house work.

Ke batla tirô ya khitshini.

I want kitchen work.

C-1

PCV: Ke phôlôgôlô ya  
mofuta ofe e?

What kind of animal is this?

Motswana: Ke nku.

It's a sheep.

PCV: Wa tshameka! Kene  
ke re ke podi.

No kidding! I thought it  
was a goat.

C-2

A: Keledi o kae?

Where is Keledi?

B: O a bêrêka.

She's working.

A: Ga o tshameke. O  
bone tirô? O bêrêka  
kae?

No kidding. She has a job?  
Where does she work?

B: Kwa Gaborone.

In Gaborone.

A: Ke tirô ya mofuta ofe?

What kind of work is it?

B: O dira tirô ya kitshene.

Kitchen work.

M-3

O batla molêlô wa mofuta ofe?  
wa dikgong kana wa pampiri?

What kind of matches do you want?  
wooden or paper?

O batla setilô sa mofuta ofe?  
sa legong kana sa tshipi?

What kind of chair do you want?  
wood or metal?

O batla shopo ya mofuta ofe?  
Khemisti kana lebentlêlê?

What kind of shop do you want? drug  
store or general store?

C-3

A: Ke batla go tihatswa.  
Sesepa se kae?

I want to do some washing.  
Where is some soap?

B: Ga se yô. Botsa Susan,  
ona nasô.

There isn't any. Ask [Susan],  
she has soap.

A: Ke sa mofuta ofe?  
Sunlight kana Surf?

What kind is it? Sunlight or  
Surf?

B: Ke bôna gore ke Sunlight.

I think it is ["Sunlight"].

A: Tanki. Ke tla ya go se  
kopa.

Thank you. I'll go ask for it.

C-4

A: John o tsile go batla molemô  
molemô wa mofuta ofe?

What kind of medicine has John  
come for?

B: Molemô wa sehuba.

Cough medicine.



CYCLE 74: IS THERE ANY SOAP THERE?M-1

A sesepa se teng?	Is there any soap there?
A maši a teng?	Is there any milk there?
A logong lo teng?	Is there any wood there?
A diswitshi di teng?	Is there any candy there?
A molêlô o teng?	Are there any matches there?
A bojalwa bo teng?	Is there any beer there?

M-2

Nnya, mme ke ya go se rêka.	No, but I'll go buy some.
Nnya, mme ke ya go a rêka.	No, but I'll go buy some.
Nnya, mme ke ya go lo rêka.	No, but I'll go buy some.
Nnya, mme ke ya go di rêka.	No, but I'll go buy some.
Nnya, mme ke ya go o rêka.	No, but I'll go buy some.
Nnya, mme ke ya go bo rêka.	No, but I'll go buy some.

C-1

A: A letswai le teng?	Is there some salt?
B: Nyae ga le yô, mme ke tla ya go le rêka.	No there isn't any, but I'll go buy some.
A: Leng?	When?
B: Jaanong jaana.	Right away.

C-2

Nêo: O apaya'ng?	
Mma Nêo: Ke apaya reisi. A letswai le teng?	
Nêo: Ga le yô, mme ke tla le rêka.	
Mma Nêo: O tla le rêka leng?	When will you buy it.
Nêo: Ke ya go le rêka jaanong jaana.	I'll buy it right away.

M-3

Ee, ke se.	Yes, here it is.
Ee, ke a.	Yes, here it is.
Ee, ke lo.	Yes, here it is.
Ee, ke tse.	Yes, here it is.
Ee, ke o.	Yes, here it is.
Ee, ke bo.	Yes, here it is.

C-3

A: A sesepe se teng, Molefi?	Is there any soap, Molefi?
B: Nyaa uma, ga se yô.	No ma'am, there isn't any.
A: A o tla se reka?	Will you buy some?
B: Ee, ke ya go se reka ya... Or: Ke tla se reka ka mosô.	

C-4

A: Tsisa setempê, Molefi.	Bring a stamp, Molefi.
B: Ga ke se bone.	I don't see any.
A: Setempê se teng mo tafoleng.	There is a stamp on the table.
B: E he. Ke se. Ke a se bona.	Oh, I see it. Here it is.

CYCLE 75: PICTURE 2.

Ke 11:30 mo mosong; nakô ya go ja  
kwa sekolong. Barutwana ba tshwerwe  
ke tlala. Basadi ba ba apaya dijô.

Ba apaya masi, metsi, bupe ba mae,  
paleche le mafura. Fa re bôna basadi  
ba fuduwa dipitsa tsa dijô ka madisô.  
Faatshe fa moragô ga basadi go na le  
dithini tsa mafura. Kwa moragô ga  
bônê go na le ditlhare tsa meriti.

It's 11:30 in the morning;  
lunch time at school. The  
children are hungry. These  
women are cooking food.

They are cooking milk, water,  
egg powder, mealie meal,  
and oil. Here we see women  
stirring the pots with big  
spoons. On the ground behind  
the women there are tins of oil.  
Behind them there are shade trees.

Q-1

T: Basadi ba, ba dira  
eng?

What are these women doing?

S: Ba fuduwa dipitsa.

They are stirring the pots.

Q-2

T: Go na le eng fa  
moragô ga bônê?

What's behind them?

S: Go na le dithini tsa mafura.

There are oil tins.

Q-3

T: Ba apaya eng?

What are they cooking?

S: Ba apaya masi, bupe ba  
mae, phaletshe le mafura.

They are cooking milk, oil,  
mealie meal, and egg powder.

Q-4

T: Fa moragô ga bônê go na  
le eng?

What is there behind them?

S: Go na le ditlhare tsa  
meriti.

There are shade trees.



CYCLE 76: NOUN CLASS SUMMARY.

## TO THE STUDENT:

Nouns (of cycle 60) are grouped into seven classes according to their singular and plural prefixes:

1. mo.NOUN motswana	ba.NOUN Batswana	Motswana, Batswana
2. mo.NOUN molamu	me.NOUN melamu	stick, sticks
3. le.NOUN leoto	ma.NOUN maoto	foot, feet
4. se.NOUN sejana	di.NOUN dijana	dish, dishes
5. n.NOUN nku	di.NOUN dinku	sheep, sheep
6. lo.NOUN lonala	di.NOUN dinala	nail, nails
7. bo.NOUN bosigo	ma.NOUN masigo	night, nights

The significance and content of each class of nouns will be indicated as far as possible. Class one contains only personal nouns. Although the great majority of personal nouns are included in this class, many are found in classes 1a, 3, 4, and 5. Tribal and national names of peoples of Sotho-Tswana stock are included in this class. In the plural, their terms refer to the tribes or nations as a whole, or to groups of individuals thereof. (e.g., Mopêdi, Bapêdi 'a Pedi tribesman, the Pêdi tribe.') The tribal names of certain peoples who have been in close contact with the Tswana for a considerable period of time, may have the prefix mo- of this class, or le- of class 3 in the singular, but almost invariably the prefix ma- of class 3 in the plural. Most nouns of class 1 are derived from verb stems by substituting -i for the final vowel, and prefixing mo- and ba-. These deverbative nouns indicate the agent or doer of the action signified by the verb. (see cycle 53 )

Although the basic prefixes differ for Class 1a, the concords of this class are the same as those of Class 1, hence its treatment as a sub-class thereof. All personal names, most kinship terms, some names of animals, and personified nouns are included in this class.

The singular prefix of Class 2 appears to be identical with that of Class 1 and behaves in similar fashion, being subject to the same types of contraction. However, besides the difference in content of the two classes, and in the plural prefixes, it should be observed that the corresponding pronouns and concords, are usually quite distinct, and they must therefore be treated separately. The plural prefix of Class 2 is normally me-, but in the case of the names of trees, usually the plural prefix is ma-. Nouns of this class are miscellaneous and impersonal. They include names of parts of the body, tools, and instruments, animals, a few special terms applied to domestic animals, and most names of trees and plants.

Class 3 contains a large number of miscellaneous items. It includes impersonal nouns, parts of the body, animals, edible plants,

natural phenomena, collective nouns (such as flock, hunt, family, and council), names of peoples of non-Sotho-Tswana stock, persons characterized by some habit, weakness or other peculiarity of character, usually undesirable; or by their social status (e.g., drunkard, thief, coward, maid servant, fool, etc.,) names of Tswana regiments or age groups. A number of Class 3 nouns are normally used in the plural only. These include: 1) basic collective nouns mainly signifying liquid and semi-liquid substances, 2) collective nouns formed from stems normally appearing in other classes, especially in class 5, and signifying large numbers or aggregations of animals, 3) abstract or semi-abstract nouns, 4) and nouns indicating times or seasons--however owing to their temporal significance, these function mainly as adverbs of time.

Class 4 is miscellaneous in content, and includes names of the parts of the body, tools and instruments, animals, languages and cultural characteristics, and a number of personal nouns. Most of the personal nouns of Class 4 refer to people having a physical or mental defect, or some habit, custom or other peculiarity of manner or appearance which characterizes them as being abnormal. Some personal nouns signify people who are experts or have some special ability or desirable characteristic. Many such nouns are derived from verb stems, and signify the agent of an action.

Although generally referred to as the animal class, since it contains most names of animals, Class 5 also includes, among others, names of parts of the body, natural phenomena, tools and instruments, and a few personal nouns. A large number of Class 5 nouns are derived from verb stems, many of them being abstract in significance.

Class 6 is a comparatively small class of nouns, and is found as such only in the central and southern dialects of Setswana. Elsewhere it has been absorbed either partially or completely into class 3. Class 6 is miscellaneous in content, and includes names of parts of the body, natural phenomena, tools and instruments, and a number of collective nouns. Many nouns of this class have an underlying significance of length or narrowness.

Class 7 consists mainly of abstract nouns. Besides these, it includes a number of collective nouns, some with locative significance. Owing to their predominantly abstract, semi-abstract, collective and locative significance, comparatively few nouns of this class have plural forms, and when these do exist they often have rather specialized meanings.

In the following set of examples observe that the form of the subject pronoun is the same that of the prefix of the noun to which it refers:

Singular

3. le.NOUN le\_\_\_\_\_

Lee le siame.

The egg is ready.

- |               |         |                        |
|---------------|---------|------------------------|
| lee           | ie kae? | Where is the egg?      |
| 4. ka.NOUN se | _____   |                        |
| Sejana se     | siame.  | The dish is ready.     |
| Sejana se     | kae?    | Where is the dish?     |
| 6. bo.NOUN bo | _____   |                        |
| Bogobê bo     | siame.  | The porridge is ready. |
| Bogobê bo     | kae?    | Where is the porridge. |

Plural

- |               |        |                         |
|---------------|--------|-------------------------|
| 1. ba.NOUN ba | _____  |                         |
| Batswana ba   | siame. | The Batswana are nice.  |
| Batswana ba   | kae?   | Where are the Batswana? |
| 4. di.NOUN di | _____  |                         |
| Dijana di     | siame. | The dishes are ready.   |
| Dijana di     | kae?   | Where are the dishes?   |

This kind of agreement between the subject pronoun and the noun to which it refers is called "concord". We call this set of subject pronouns the "subject concords," or the "SC."

E-1

Practice associating the form of the SC (subject concord) with the noun to which it refers, using additional nouns (for the classes above) from the list at the end of this cycle.

Teacher

lee

sejana

Response

Lee ie siame.  
Or: Lee ie kae?

Sejana se siame.  
Or: Sejana se kae?

In the following set of examples, observe that the form of the subject pronoun is the same as that of the noun prefix, except that /m/ is omitted:

Singular

1. mo.NOUN o \_\_\_\_\_

Motswana o siame.

The Motswana is nice.

Motswana o kae?

Where is the Motswana?

2. mo.NOUN o \_\_\_\_\_

Molamu o siame.

The stick is ready.

Molamu o kae?

Where is the stick?

### Plural

2. me.NOUN me \_\_\_\_\_

Melamu e siame.

The sticks are ready.

Melamu e kae?

Where are the sticks?

3. ma.NOUN a \_\_\_\_\_

Mae a siame.

The eggs are ready.

Mae a kae?

Where are the eggs?

6. ma.NOUN a \_\_\_\_\_

Magôbê a siame.

The porridges are ready.

Magôbê a kae?

Where are the porridges?

### E-2

Practice associating the SC (subject concord) with nouns from the classes above, using additional nouns from the list at the end of this cycle.

#### Teacher

Motswana

#### Response

Motswana o siame.

Or: Motswana o kae?

Give one of the SC's is completely unlike the prefix of the noun to which it refers: (Cf. cycle 60)

### Singular

5. M.NOUN e \_\_\_\_\_

Kgosi e siame.

The chief is nice.

Kgosi e kae?

Where is the chief?

This class has more words than any of the other classes (as you can see from the number of words in this class which you've learned). Also most words brought into Setswana from English and



Afrikaans are in this class. Hence it will be especially useful to learn this SC well.

E-3

Practice identifying the nouns in the N-NOUN class and associating the SC "e-" with them. Use nouns from the list at the end of this cycle.

Teacher

ntlo

Response

Ntlo e siame.  
Or: Ntlo e kae?

E-4

Test your ability to associate the correct SC with the nouns to which they refer by responding to items from E-1, E-2, and E-3 at random.

Teacher

sejana

dijô

pitse

Response

Sejana se siame.

Dijô di siame.

Pitse e siame.

Noun Classes  
(Cycles 1-76)

The following is a summary of some nouns. A dash indicates that there is no singular or no plural. Singulars and plurals are not always in the same class; for example, tshimo (class 5), masimo (class 3). These shifts are indicated in parenthesis.

<u>Class 1</u>	<u>mo.NOUN</u>	<u>ba.NOUN</u>
	Ma--wana	Batswana
	mookamedi	baokamedi
	monna	banna
	mosadi	basadi
	motho	batho
	Motswana	Batswana
	moruti	baruti

molemi	balemi
mokgweetsi	bakgweetsi
morutwana	barutwana
mogolo	bagolo
ngwana	bana
moapei	baapei

Class 1a

Class 1 has a small sub-group of nouns which take no prefix in the singular ("Ø") and which have bo- as the plural prefix. But otherwise they behave like the rest of the nouns in Class 1:

Mme o kae?

Bomme ba kae?

<u>Ø.NOUN</u>	<u>bo.NOUN</u>
rra	borra
mma	bomme

Class 2

<u>mo.NOUN</u>	<u>me.NOUN</u>
molamu	melamu
motse	metse
molelo	melolelo
molamu	melamu
mesese	mesese
mogoma	megoma
motsoko	metsoko

Class 3

<u>le.NOUN</u>	<u>ma.NOUN</u>
leina	maina
letswai	_____
_____	metsi
letsatsi	matsatsi/malatsi
lekwalô	_____ (dikwalô Class 5)

lebentléle

mabentléle

(le) gae

lebókôsé

mabókôsé

lee

mae

leoto

maoto

lepodisi

mapodisi

letsôgô

matsôgô/mabôgô

lenyena

manyena

lentswe

mantswe

lefeelô

mafeelô

ntlo

matlo

lebônê

dipônê (class 5)/mabônê

lesonê

masonê

legapu

magapu

lebêlé

mabêlé

Class 4se.NOUNdi.NOUN

setilô

ditilô

sejô

dijô

Setswana

sekolo

dikolo

Sekgoa

setshwantshô

ditshwantshô

Seburu

Sefora

selemô

dilcmô

setlhare

ditlhare

senô

dinô

sefofane

difofane

setlhako	ditlhako
sejana	dijana
sesepa	disepa
setêmpê	ditêmpê
selô	dilô

Class 5N.NOUNdi.NOUN

nku	dinku
buka	dibuka
kôranta	dikôranta
penê	dipenê
nama	dinama
tee	ditee
pênsêlê	dipênsêlê
kofi	dikofi
tlelase	ditlelase
phosô	diphosô
sukiri	
torôpô	ditorôpô
nôga	dinôga
kêrêkê	dikêrêkê
beke	dibeke
kgwedi	dikgwedi
nakô	dinakô
bolo	dibolo
kobô	dikobô
ofisi	diofisi
pôsô	dipôsô
apolê	diapolê
bôt lô lô	dibôt lô lô
thipa	dithipa

pampiri	dipampiri
banka	dibanka
nnēsê	dinnēsê / bonnēsê
perekisi	diperekisi
bôtorô	<hr/>
katse	dikatse
ntsã	dintsã
phôlogôlô	diphôlogôlô
thaba	dithaba
koloi	dikoloi
bese	dibese
baesekele	dibaesekele
pitse	dipitse
tonki	ditonki
terena	diterena
ngaka	dingaka
nnēsê	dinnēsê
wache	diwache
hutshe	dihutshe
tshimo	(masimo cl.3)
emêrê	diemêrê
tukwi	ditukwi
jase	dijase
reise	<hr/>
khefi	dikhefi
namune	dinamune
polêlô	dipolêlô
chôkô	dichôkô
jesi	dijesi

galase	digalase
lêkêrê	dilêkêrê
kausu	dikausu
tshilô	ditshilô
baki	dibaki
jale	dijale
hêmpê	dihêmpê
onoroko	dionoroko
thipa	dithipa
fôrôtlhô	difôrôtlhô

Class 6bo.NOUN

bosigo

bogôbê

bojalwa

bontlê

bosigo

borokgwe

bolause

ma.NOUN

masigo

magôbê

majalwa

masigo

marokgwe

malause

Class 7lo.NOUN

lokwalô

lonala

lonaô

di.NOUN

dikwalô

dinala

dinaô

CYCLE 77: SHE JUST ARRIVED.

Review cycle 71.

M-1

Susan o ile leng?

When did Susan go?

Susan o tsamaile leng?

When did Susan go?

Susan o tlogile leng?

When did Susan leave?

Susan o gorogile leng?

When did Susan arrive?

Susan o boile leng?

When did Susan return?

M-2

o tsamaile jaanong.

She just left.

o gorogile jaanong.

She just arrived.

o boile jaanong.

She just returned.

C-1

A: Susan o tsamaile leng?

B: o tsamaile jaanong.

C-2

T: Susan o kae?

S: o tsamaile.

T: o ile kae?

S: Ke bona gore o ile  
lebentleleng.

T: o ile le mang?

S: Ke bona gore o ile le mmê.

M-3

A Susan o ile Botswana?

Did Susan go to Botswana?

A Susan o gorogile kwa  
Gaberone?

Did Susan arrive at Gaberones?

A Susan ǫ tlogile kwa New York?

Did Susan depart from New York?

A Susan ǫ boile kwa Botswana?

Did Susan return from Botswana?

C-3

A: A Susan ǫ boile  
kwa lebentleleng?

Has Susan returned from the  
store yet?

B: Ee, ǫ boile.

C-4

A: Susan ǫ boile kwa khefing.

B: O rekile'ng?

What did she buy?

A: O rekile [motsoka,  
dijô, le parafine].

She bought tobacco, food, and  
kerosene.

C-5

T: A Susan ǫ boile kwa  
lebentleleng?

S: Ee, ǫ boile.

T: ǫ kae? Susan,  
ð rekile'ng?

Where is she? Susan, what did  
you buy?

Susan: Kâ rekile hêmpê.

T: ð rekile'ng gapê?

What else did you buy?

S: Ga kea rêka sepê.

M-4

ǫ tsile maabane.

He came yesterday.

ǫ tsile mo mosong.

He came in the morning.

ǫ tsile maabane mo mosong.

He came yesterday morning.

ǫ tsile maabane mo mosong  
ka 9.

He came yesterday morning at 9.

ǫ tsile maabane bosigo.

He came last night.

ǫ tsile mo mosong ono.

He came this morning.



CYCLE 78: THERE ARE TWO BOOKS ON THE TABLE.M-1

(Review cycles 29 and 59)

Go na le batho ba le babedi  
mo kamoreng.

There are two people in the room.

Go na le batho ba le bararo  
mo kamoreng.

There are three people in the room.

Go na le batho ba le banê  
mo kamoreng.

There are four people in the room.

Go na le batho ba le batihano  
mo kamoreng.

There are five people in the room.

Go na le batho ba le baratara  
mo kamoreng.

There are six people in the room.

M-2Go na le batho ba le kae mo  
kamoreng?

How many people are in the room?

C-1T: O bôna batho ba le kae mo  
setshwantshong se?How many people do you see  
in this picture?S: Ke bôna batho ba le babedi.  
Or: Ba le babedi.M-3Go na le melamu e le mebedi  
mo tafoleng.

There are 2 sticks on the table.

Go na le mae a le mabedi  
mo tafoleng.

There are 2 eggs on the table.

M-4Go na le dibuka di le pedi mo  
tafoleng.

There are two books on the table.

Go na le dibuka di le tharo mo  
tafoleng.

There are three books on the table.

Go na le dibuka di le mmê mo  
tafoleng.

There are four books on the table.

Go na le dibuka di le tlhano mo tafoleng.

There are five books on the table.

Go na le dibuka di le thataro mo tafoleng.

There are six books on the table.

C-2

T: Bill o na le [dibuka] di le kae?

S: O na le [dibuka] di le tlhano.

T: Wena, o na le di le kae?

S: Nna, ke na le di le mnê.

CYCLE 79: SHE ATE ALL THE PORRIDGE IN THE HOUSE.M-1

O je <sup>h</sup> e lephutshe lotl <sup>h</sup> e mo lapeng.	He ate the whole pumpkin in the house.
O nol <sup>h</sup> e masi otl <sup>h</sup> e mo lapeng.	He drank all the milk in the house.
O je <sup>h</sup> e sebete sotl <sup>h</sup> e mo lapeng.	He ate the whole liver in the house.
O je <sup>h</sup> e bog <sup>h</sup> ob <sup>h</sup> e jotl <sup>h</sup> e mo lapeng.	He ate all the porridge in the house.
O je <sup>h</sup> e nama yotl <sup>h</sup> e mo lapeng.	He ate all the meat in the house.

C-1

T: Goldilocks o dira'ng kwa ntlong ya dib <sup>h</sup> era tse tharo.	What does Goldilocks do at the three bears' house?
S: O ja bog <sup>h</sup> ob <sup>h</sup> e jotl <sup>h</sup> e, o nna mo ditilong tsotl <sup>h</sup> e, o leka malao otl <sup>h</sup> e.	She eats all the porridge, she sits on all the chairs, and she tries all the beds.

M-2

Rotl <sup>h</sup> e re batlile go ya gae.	All of us wanted to go home.
Batho botl <sup>h</sup> e ba batlile go ya ga <sup>w</sup> .	All the people wanted to go home.
Lotl <sup>h</sup> e lo batlile go ya gae.	All of you wanted to go home.
Merafe yotl <sup>h</sup> e e batlile go ya gae.	All of the tribes wanted to go home.

C-2

A: Lona lotl <sup>h</sup> e lo ya lae?	
B: Re ya kwa sakeng.	I'm going to the kraal (lesaka).
A: Lo ya go dira'ng?	
B: Re ya go kina [ditonki].	We are going to tie up the donkeys for the night.

NOTES: CYCLE 79

The prefix of the noun classes 3 and 4 and sometimes of 5 or 6 can be dropped (in most cases) when the class of the noun is shown by the word that follows it, such as an adjective, numeral, connective particle -a, etc.

CYCLE 80: I DON'T SEE ANYONE.M-1

A go na le sengwe mo bôkôseng  
e?

Is there something in this box?

A go na le mongwe mo kamoreng  
ele?

Is there someone in that room?

M-2

Ee go nale sengwe mo bôkôseng  
e.

Yes, there's something in this box.

Ee go nale mongwe mo kamoreng  
ele.

Yes, there's someone in that room.

M-3

Nyaa ga gona sepê mo bôkôseng  
e.

No there's nothing in this box.

Nyaa ga gona opê mo kamoreng  
ele.

No there's no one in that room.

M-4

A o ya golô gongwe?

Are you going somewhere?

A o dira sengwe?

Are you doing something?

A o bua le mongwe?

Are you talking to someone?

M-5

Nyaa ga ke ye gopê.

No I'm not going anywhere.

Nyaa ga ke dire sepê.

No I'm not doing anything.

Nyaa ga ke bue le opê.

No I'm not talking with anyone.

C-1

John's friend: A o itse gore  
John le Marsha  
ba bônana malatsi  
otlhe?

Do you know that John and  
Marsha see each other every day

Jim: Ga ke na sepê.

I don't care.

C-2

A: A o itse go palama pitse?

B: Nyaa ga ke itse go e palama.

A: O itse go kgweetse koloi?

B: Ga ke itse go kgweetsa.

A: O itse'ng fêla?

B: Ga ke itse sepê.

CYCLE 81: I'M NOT GOING TO CLOSE IT.M-1

Revise cycle 68's demonstration then teach the following:

Ga ke nke ke bula lebatl.	I'm not going to open the door.
Ga ke nke ke bula lokwalô.	I'm not going to open the letter.
Ga ke nke ke bula kgetsana.	I'm not going to open the purse.

M-2

Ga ke nke ke le bula.	I'm not going to open it (door).
Ga ke nke ke lo bula.	I'm not going to open it (letter).
Ga ke nke ke e bula.	I'm not going to open it (purse).

M-3

Ga ke nke ke bôna opê.	I'm not going to see anyone.
Ga ke nke ke ya gopê.	I'm not going to go anywhere.
Ga ke nke ke dira sepê.	I'm not going to do anything.

M-4

Ga o nke o bula lebatl. [Bob] o tlaa le bula.	You're not going to open the door. [Bob] will open it.
Ga a nke a bula lebatl. [Bob] o tlaa le bula.	He's not going to open the door. [Bob] will open it.
Ga re nke re bula lebatl. [Bob] o tlaa le bula.	We're not going to open the door. [Bob] will open it.
Ga lo nke lo bula lebatl. [Bob] o tlaa le bula.	You all aren't going to open the door. [Bob] will open it.
Ga ba nke ba bula lebatl. [Bob] o tlaa le bula.	They aren't going to open the door. [Bob] will open it.

NOTES: CYCLE 81

There are at least three alternative forms for the future negative, all of them 'compound' forms. They employ the formatives -nkV, ketla, and -nV and there seems to be no meaning distinction.

Note also that the negative of ke ya go..... can also be used. The following is a chart of the forms for the personal pronouns. (The 'NSC' means negative subject concord forms. This means a a in the third person singular):

(a) Tense pattern: ga-NSC-nkV + pres. part. pos.

1st pers.	<u>ga ke nke ke rêka</u>	<u>ga re nke re rêka</u>
2nd pers.	<u>ga o nko o rêka</u>	<u>ga lo nko lo rêka</u>
3rd pers. cl. 1	<u>ga a nka a rêka</u>	<u>ga ba nke ba rêka, etc.</u>

(b) Tense pattern: ga-NSC-ketla + pres. part. pos.

1st pers.	<u>ga n ketla ke rêka</u>	<u>ga re ketla re rêka</u>
2nd pers.	<u>ga o ketla o rêka</u>	<u>ga lo ketla lo rêka</u>
3rd pers. cl. 1	<u>ga a ketla a rêka</u>	<u>ga ba ketla ba rêka, etc.</u>

(c) Tense pattern: ga-NSC-nV + pres. part. pos.

1st pers.	<u>ga ke ne ke rêka</u>	<u>ga re ne re rêka</u>
2nd pers.	<u>ga o no o rêka</u>	<u>ga lo no lo rêka</u>
3rd pers. cl. 1	<u>ga a na a rêka</u>	<u>ga ba ne ba rêka, etc.</u>

CYCLE 82: WHAT HAVE YOU COME FOR?M-1

Ke tsile go ithuta Setswana.

I've come to learn Setswana.

Ke tsile go batla molemô.

I've come to look for medicine.

Ke tsile go tsaya bupe.

I've come to get some flour.

Ke tsile go kopa tirô.

I've come to ask for a job.

M-2

O tsile go dira'ng?

What have you come for/to do?

C-1

A: O tsile go dira'ng?

B: Ke tsile go [ithuta Setswana].

M-3

O tsile go tsaya'ng.

What have you come to get?

O tsile go batla'ng?

What have you come to look for?

C-2

A: O batla'ng?

B: Ke tsile go kopa tirô.

C-3

A: O tsile go tsaya'ng?

B: Ke tsile go tsaya bupe.

M-4

Ø tsile kwano.

He/She has come here.

Ø tsile go nna kwano.

He/She has come to live here.

Ø tsile go ruta kwano.

He/She has come to teach here.

C-4

A: A o itse Pulê?



B: Ee, o kae?

A: O tsile kwano.

He's come here.

B: O tsile go dira'ng?

A: O tsile go kopa tirô.

He's come looking for work.

M-5

Re tsile go tshameka bolo  
le lona.

We've come to play soccer with you.

Re tsile go bua le lona.

We've come to speak with you.

Re tsile go tsamaya le lona.

We've come to go for a walk with you.

Re tsile go tsêna sekolo le  
lona.

We've come to attend school with you.

C-5

A: Lo tsile go dira'ng?

B: Re tsile go tshameka  
bolo le lona.

M-6

Ba tsile leng?

When did they come?

Ba tsile gapê.

They have come back.

C-6

A: Tautona le mosadi wa  
gagwê ba tsile leng?

When did the President and  
his wife return?

B: Malôba.

A few days ago.

C-7

A: O tswa kae?

B: Ke tswa kwa gae.

A: O tsile go dira'ng?

B: Ke tsile go kopa [sesepa].

A: A o batho. Sesepa  
ga se yô.

Sorry! But there isn't any  
soap.

B: A, a.

Don't tell me!

NOTES: CYCLE 82

Some people say tfile instead of tsile for 'have come'; many people use both interchangeably.

CYCLE 83: HOUSES ARE BUILT BY CONTRACTORS.M-1

Monna yo o aga dikagô.

This man builds buildings.

Ke moagi. Kagô e e agwa  
ke ênê.

He's a builder. This building is  
being built by him.

Mosadi yo o roka mesese. Ke  
moroki. Mosese yo o rokwa ke  
ênê.

This woman sews dresses. She's a tailor.  
This dress is being sewn by her.

Mosetsana yo o ôka balwetse.  
Ke mooki. Molwetse yo, o ôkwa  
ke ênê.

This girl attends the sick. She's a  
nurse. This patient is being cared for  
by her.

C-1

T: [Ditilô] di dirwa ke  
bomang?

Who makes chairs?

S: Ke [babetli].

[carpenters] (lit.: wood  
carvers)

M-2

Se ke kagô. Dikagô di agiwa  
ke baagi.

This is a building. Buildings are built  
by builders.

Se ke thutô. Dithutô di rutiwa  
ke baruti.

This is a lesson. Lessons are taught by  
teachers.

Se ke lekwalô. Makwalô a  
thaepiwa ke bathaepi.

This is a letter. Letters are typed by  
typists.

Se ke buka. Dibuka di  
kwadiwa ke bakwadi.

This is a book. Books are written by  
authors.

Se ke tshimo. Masimo a  
lemiwa ke balemi.

This is a field. Fields are cultivated  
by farmers.

C-2

Child: Rra, o bidiwa fale.

Mister, someone's calling  
you over there.

PCV: Ke mang?

Who?

Child: Ke [mogokgo].  
O batla go bua le  
wêna.

The [school principal].  
He wants to talk to you.

C-3

Child: Ke kopa [namune], rra.

PCV: Ga ke na natsô. Tse ga  
se tsame. Ke romilwe.

I don't have any. These aren't  
mine. I've been sent to buy them.

C-4

A: A Bill o bitsa John?

B: Nyaa gaa bidiwe ke Bill.

A: O bidiwa ke mang?

B: O bidiwa ke Ed.

NOTES: CYCLE 83

The passive form of the verb is produced by suffixing -wa or -iwa in place of the terminal vowel -a. The agent of the action is always implied, even if it is not stated. When present, it is expressed by the formative ke.

CYCLE 84: I EAT WITH IT.M-1

A ke kôranta? Ee, ke yônê.	Is this a newspaper? Yes it is.
A ke lebati? Ee, ke lônê.	Is this a door? Yes it is.
A ke mogala? Ee, ke ônê.	Is this a string? Yes it is.
A ke mothaka? Ee, ke ênê.	Is this a wise guy? Yes he is.
A ke segokgo? Ee, ke sônê.	Is this a spider? Yes it is.
A ke metsi? Ee, ke ônê.	Is this water? Yes it is.
A ke dina!a? Ee, ke tsônê.	Are these nails? Yes they are.
A ke barutwana? Ee, ke bônê.	Are these students? Yes they are.
A ke borre? Ee, ke bônê.	Are these fathers? Yes they are.
A ke ntšhe? Ee, ke ênê.	Is this an ostrich? Yes it is.
A ke melomo? Ee, ke yônê.	Are these mouths? Yes they are.
A ke lonal!a? Ee, ka lônê.	Is this a nail? Yes it is.
A ke borôthô? Ee, ke bônê.	Is this bread? Yes it is.

M-2

Nyaa, ga se sônê.	No it's not one.
Nyaa, ga se ênê.	No it's not him/her/one.
Nyaa, ga se yônê.	No it's not one.

C-1

A: Ke'ng? A ke [hêmpê]?
B: Ee, ke yônê.
Or: Nyaa ga se yônê.

C-2

A: Ke'ng se? A ke sefofane?	
B: Nyaa ga se sônê.	
A: Ga se sônê, ke'ng?	
B: Ke koloi.	It's a wagon.

M-3

Ô dira'ng ka selêpê?

What do you do with an axe?

Ô dira'ng ka thipa?

What do you do with a knife?

Ô dira'ng ka bolêkane?

What do you do with a pail?

M-4

Ke rêma ka sônê.

I chop with it.

Ke sega ka yônê.

I cut with it.

Ke tshola ka bônê.

I store things in it.

C-3

A: Ô dira'ng ka fôrôtlhô?

What do you do with a [fork]?

B: Ke ja ka yônê.

I eat with it.

NOTES: CYCLE 84

yônê is an alternative form of bônê.

CYCLE 85: FETCHING WATER.

Ba ke bo Thipê le Segale, le Tôrô ba tswa go ga metsi kwa enjeneng. Segale o tswela tshega. Ba feta fa lebaleng la kgwele ya diatla. Lapa le le kwa moragô ga bônê ke la ga Rre Moagi. Re bôna legora, ntlo ya gaisi, le ya polata. Setlhare se se gaufi le Thipê se ke sa morula. Basimane ba babedi ba apere dikhakhi, mme yo mongwe ga a apara hempê.

These boys are Thipê, Segale, and Tôrô, they had gone to fetch water from the borehole. Segale is wearing a 'tshega'. They are walking by a basketball court. The home behind them belongs to Mr. Moagi. We see the fence, a big house, and a flat. This tree near Thipê is a morula tree. The other two boys are wearing khakhis. One of them isn't wearing a shirt.

Q-1

T: O bôna bo mang mo setshwantshong?

Whom do you see in this picture?

S: Ke bôna bo Thipê, Segale, le Tôrô.

I see Thipê, Segale and Tôrô.

Q-2

T: Ba tswa kae?

Where are they coming from?

S: Ba tswa go ga metsi.

They had gone to get water.

Q-3

T: Ba ga metsi kae?

Where do they get water?

S: Kwa enjeneng.

From the borehole.

Q-4

T: Segale o tswela eng?

What is Segale wearing?

S: O tswela tshega.

He is wearing a loin girdle.

Q-5

T: Ba feta kae?

What are they crossing?

S: Fa lebaleng la kgwele.

the basketball court.

Q-6

T: Lapa le, ke la ga mang?

Whose home is this?

S: Ke la ga Mr. Moagi.

It's Mr. Moagi's home.

Q-7

T: O bona eng gapê?

What else do you see?

S: Ke bona ntlo ya gaisi le ya polata.

I see a big house and a flat.

Q-8

T: Basimane ba apere eng?

What are the boys wearing?

S: Ba babedi ba apere dihempê, yo mongwe a apara sepê.

Two have shirts on and one nothing.





CYCLE 86: SOME PEOPLE DRINK.M-1

Ke na le leitlhô le le lengwe  
fêla.

I (only) have one eye.

Ke na le moratiwa a le mongwe  
fêla.

I (only) have one sweetheart.

Ke na le molala o le mongwe fêla.

I (only) have one neck.

Ke na le selêdu se le sengwe  
fêla.

I (only) have one chin.

Ke na le tihôgô e le nngwe  
fêla.

I (only) have one head.

Ke na le loleme lo le longwe  
fêla.

I (only) have one tongue.

Ke na le bobôkô bo le bongwe  
fêla.

I (only) have one brain.

M-2

Batho bangwe ba a nwa;  
ba bangwe ga ba nwe.

Some people drink; others don't.

Megokgo mengwe e a nwa;  
e mengwe ga e nwe.

Some school principals drink; others don't.

Masolê mangwe a a nwa; a  
mangwe ga a nwe.

Some soldiers drink; others don't.

D'ngaka dingwe di a nwa;  
tse dingwe ga di nwe.

Some doctors drink; others don't.

C-1

PCV: Ke tla nwa Lion Lager.

I'd like some Lion Lager.

Morekisi: Dile kae?

How many?

PCV: E le nngwe fêla.

Only one.

M-3

Buka e nngwe fêla mo khabotong.

There's only one book in the cupboard.

Lee le lengwe fêla mo khabotong.

There's only one egg in the cupboard.

Segwê<sup>ê</sup> se sengwe fêla  
mo khabotong.

There's only one carrot in the cupboard.

Molelô o mongwe fêla mo  
khabotong.

There's only one match in the cupboard.

Logong lo longwe fêla  
mo khabotong.

There's only one piece of wood in the  
cupboard.

Bojalwa bo bongwe fêla mo  
khabotong.

There's only one beer in the cupboard.

NOTES: CYCLE 86

The subject concord markers for the sentences in M-3 can be omitted. That is you may also say Buka e nngwe fêla e mo khabotong.

i ngwe-i

The number 'one' is expressed by constructions based on the singular class forms of the enumerative -ngwe, usually compounded with the adverb fêla 'only'. When used alone, without fêla, -ngwe expresses the indefinite idea of 'certain person, someone', batho bangwe 'certain people, some people'.

CYCLE 87: WHEN DO THE ROOSTERS CROW?M-1

Ke tlaa tsamaya phakêla.	I'm leaving early in the morning. /before sunrise.
Ke tlaa tsamaya mo mosong.	I'm leaving in the morning.
Ke tlaa tsamaya motshegare.	I'm leaving at noon.
Ke tlaa tsamaya tshokologô.	I'm leaving in the early afternoon.
Ke tlaa tsamaya maitseboa.	I'm leaving in the late afternoon.
Ke tlaa tsamaya ka maitisô.	I'm leaving in the evening.
Ke tlaa tsamaya bosigo.	I'm leaving tonight.
Ke tlaa tsamaya bosigogare.	I'm leaving at midnight.
Ke tlaa tsamaya ka makuku a banna.	I'm leaving in the wee hours of the morning.

M-2

O tlaa tloga leng fa?	When will you leave from here?
O tlaa gôrôga leng teng?	When will you arrive there?

C-1

Ke ya Lobatsi ka mosô.	I'm going to Lobatsi tomorrow.
O tsamaya leng?	When are you leaving?
Ka 8 mo mosong.	At 8 in the morning.
O tla gôrôga leng teng?	When will you get there?
Ka 12 motshegare.	At 12 noon.

C-2

A: O tla êmelêla leng?
B: Ka Sateretaga.

C-3

A: O ya Lobatsê leng?
Or: O ya leng Lobatsê?

- B: Gompieno. Right today.
- A: O ya ka'ng?
- B: Ka bese.
- A: E tla êmelêla leng mo? When will it leave from here?
- B: Ga ke itse sentlê. Ke solofêla gore e tla êmelêla ka [8:00 maitsiboa]. I'm not sure. I think it'll leave at 8:00 in the evening.
- A: E tla gôrôga leng Lobatsê?
- B: E tla gôrôga kwa Lobatsê ka [10:00 bosigo]. It arrives at 10 at night.
- C-4
- T: O dirang mo mosong? What do you usually do mornings?
- PCV: Ke ya kwa sekolong go ithuta go bua Setswana. I go to school to learn to speak Setswana.
- T: O ja leng? When do you usually eat your meals?
- PCV: Mo mosong, motshegare le maitseboa. In the morning, at noon, and in the evenings.
- T: Mo Botswana dikgomo di gôrôga leng? In Botswana at what time do the cows come home?
- S: Dikgomo di gôrôga maitseboa ka 5. The cows come in at 5 p.m.
- T: Dipodi? The goats?
- S: Dipodi di gôrôga maitseboa ka 3:30 p.m. The goats come in at 3:30 p.m.
- T: Mekoko e lela leng? When do the roosters crow?
- S: Phakêla ka 5 a.m. Early in the morning at 5 a.m.
- T: Mabëntiêlê a bulwa leng? What hours are the shops open?
- S: A bulwa ka 8 a.m. go fitlhêlêla 1 p.m. mo mosong, maitseboa a bulwa ka 2 p.m. go fitlhêlêla 5 p.m. maitseboa. They open at 8 a.m. to 1 p.m. in the morning, and in the afternoon they open at 2 p.m. to 5 p.m. in the afternoon.

NOTES: CYCLE 87

You will find that there are several other terms which name a certain time period of the day but which are seldom used. For example, phirimane 'sunset/early evening', sethoboloko 'noon', lotlatlana or maabanyane 'dusk' and thapama 'early afternoon'.

CYCLE 88: I HAVE ONE.M-1

A ð na le lori?

Do you have a car?

A ð na le sekamô?

Do you have a comb?

M-2

Nyaa, ga ke na nayô.

No, I don't have one.

Nyaa, ga ke na nasô.

No, I don't have one.

M-3

Ee, kê na nayô.

Yes, I have one.

Ee, ke na nasô.

Yes, I have one.

C-1

A: A o na le setofo?

Do you have a (camp) stove?

B: Ee, ke na nasô.

A: Se nkadimê.

Please lend it to me.

B: Go siame.

M-4

[morwa] Ke na naê.

[son] I have one.

[barwa] Ke na nabô.

[sons] I have some.

[lelwala] Ke na nalô.

[grinding device] I have one.

[mafura] Ke na naô.

[oil] I have some.

[ditlhodi] Ke na natsô.

[moong beans] I have some.

[mokotla] Ke na naô.

[purse] I have one.

[mekotla] Ke na nayô.

[purses] I have some.

[bolao] Ke na nabô.

[bed] I have one.

C-2

A: A o na le lee?

B: Ga ke na na<sup>lô</sup>.

Or: Ee, ke na na<sup>lô</sup>.

C-3

A: A Thabô o na le letswai?

B: Nyaa ga a na na<sup>lô</sup>.

Or: Ee, o na na<sup>lô</sup>.

C-4

A: A o na le masi?

B: Ga ke na na<sup>o</sup>.

A: O tla nwa eng gompieno?

B: Ke tla nwa [kofi] fêla.

NOTES: CYCLE 88

naê, nabô, naô, etc. are contractions of le ênê, le bônê, le ônê, etc., respectively, and, as such, can be used only in places where the fuller forms can be used. That is ke na naô is a variant of ke na le ônê. You can not use naô in the sentence Ke ja naô to mean 'I eat with one' as it would mean 'I eat with and/with one'. You can only use the forms from cycle 84: Ke ja ka ônê.

Note also that though le is usually dropped in the negative ga ke na apole, in the contracted form it is retained: ga ke na nayô.

The forms le mna, le rona, and le lona are never contracted.



CYCLE 89: DO YOU HAVE ANY BROTHERS AND SISTERS?M-1

Have each student draw pictures of two girls and two boys, preferably each on a separate sheet of paper. Give a name to each and have them specify one boy and one girl as older (O), one boy and one girl as younger (Y) than the student. These are to be his 'brothers and sisters'.

For a female speaker:

[Susan] ke ausi.

[Susan] is my elder sister.

[Mark] ke abuti.

[Mark] is my elder brother.

[Susan] ke nkgonne.

[Susan] is my elder sibling.

[Mark] ke nkgonne.

[Mark] is my elder sibling.

[Ann] ke nnakê.

[Ann] is my younger sibling.

[Butch] ke nnakê.

[Butch] is my younger sibling.

[Mark] ke kgaitsadiakê.

[Mark] is my (sibling of the opposite sex).

[Butch] ke kgaitsadiakê.

[Butch] is my (sibling of the opposite sex).

M-2

A o na le bomogoloô?

Do you have any brothers and sisters?

M-3

Ke na le abuti.

I have an older brother.

Ke na le ausi.

I have an older sister.

Ke na le nnakê.

I have a younger sibling.

Ke na le nkgonne.

I have an older sibling.

Ke na le kgaitsadiakê.

I have a (sibling of the opposite sex).

CYCLE 90: I WOULD LIKE TO KNOW WHERE YOU LIVE.M-1

Ke batla go itse gore o nna kae. I would like to know where you live.

Ke batla go itse gore o ya kae. I would like to know where he is going.

Ke batla go itse gore o tswa kae. I would like to know where you come from.

C-1

A: Ke batla go itse gore o nna kae.

B: Ke nna kwa Tlokweg.

A: O nna le mang?

B: Ke nna le batsadi ba me. I live with my parents.

M-2

Re batla go itse gore Mothusi o dira jang. We would like to know how Mothusi is doing.

Re batla go itse gore Tirêlô o ôpêla jang. We would like to know how Tirelo sings.

C-3

Rra le Mma Mothusi: Re batla go itse gore Mothusi o dira jang.

Tichêrê: Kae? Kwa sekolong?

Rra le Mma Mothusi: Ee, kwa sekolong.

Tichêrê: Ke utlwa gore o dira sentlê. I understand he's doing well.

Rra le Mma Mothusi: Go siame. Re a leboga.

M-3

Tirêlô ga a dire sentlê ka gore ga a tsoga sentlê.

Tirêlô is not doing well because he is not well.

Mothusi ga a opele sentlê  
ka gore ga a ithute go ôpêla.

Mothusi doesn't sing well because  
she doesn't practice.

Le Peace Corps ga le rute  
sentlê ka gore ga le itse  
Setswana.

The volunteer doesn't teach well  
because he doesn't know Setswana.

C-4

A: Ba batla 'ng?

B: Ba batla go itse gore [Dianê]  
o ôpêla jang.

A: Dianê ga a opele sentlê.

B: Ao! Ga a opele sentlê?

A: Nyaa, ga a opele sentlê  
ka gore ga a ithute go ôpêla  
sentlê.

No she sings badly because she  
doesn't study (singing) well.

M-4

Ke-batla go utlwa gore o-ruta  
jang.

I would like to hear how he teaches.

Ke-batla go bôna gore Tankiso  
o-tantsha jang.

He would like to see how Tankiso dances.

C-5

A: Ke-batla go utlwa gore le Peace  
Corps le ruta jang.

B: Ga-le-rute sentlê ka gore ga  
le itse Setswana.

M-5

Ke batla go itse gore o  
dira 'ng.

I would like to know what he's doing.

Ke batla go itse gore o bêrêka  
jang.

I would like to know how he works.

Ke batla go itse gore o nna kae.

I would like to know where he lives.

Ke batla go itse gore o tsamaya  
leng.

I would like to know when he's leaving.

Ke batla go itse gore o bua  
le mang.

I would like to know who he's talking to.

M-6

A o itse gore o dira 'ng?	Do you know what he's doing?
A o itse gore o ôpêla jang?	Do you know how he sings?
A o itse gore o bêrêka kae?	Do you know where he works?
A o itse gore o tsamaya leng?	Do you know when he's leaving?
A o itse gore o busa le mang?	Do you know who he's talking to?

C-6

Motswana: Dumêla, rra.

PCV: Dumêla, rra.

(Greeting exchange)

Motswana: O dira 'ng mo Botswana?

What are you doing here in Botswana?

PCV: Ke tsile go ruta Science.

I've come to teach science.

Motswana: O ya go ruta kae?

Where will you teach?

PCV: Ke tla nna mo Gaborone,  
mme ga ke itse gore ke  
tla ruta kae.

I'll be living in Gaborone  
but I don't know where I'll  
be teaching.

CYCLE 91: HAVE YOU EATEN?M-1

A o jelê gompieno?

Have you eaten today?

A o bone Larry gompieno?

Have you seen Larry today?

A o apeile gompieno?

Have you cooked today?

A o kôpane le Emily gompieno?

Have you met with Emily today?

A o rekile dijô gompieno?

Have you bought food today?

M-2

Nyaa, ga ke a ja sepê.

No, I haven't eaten anything.

Nyaa, ga ke a bôna opê.

No, I haven't seen anyone.

Nyaa, ga ke a apaya sepê.

No, I haven't cooked anything.

Nyaa, ga ke a kôpana le opê.

No, I haven't met anyone.

Nyaa, ga ke a rêka sepê.

No, I haven't bought anything.

C-1

A: O tswa kae?

Where are you from?

B: Ke tswa [lebentleleng],  
mme ga ke a [rêka sepê].I come from the store but  
I have [bought nothing].C-2

A: A o tsêna sekolo?

Do you go to school.

B: Ee, ke tsêna sekolo,  
mme ga ke a ithuta sepê.Yes I go to school, but I  
haven't learned anything.M-3

Ga a a fetsa go bêrêka.

He hasn't finished working.

Ga re a fetsa go ja.

We haven't finished eating.

Ga lo a fetsa go ithuta.

You all haven't finished studying.

Ga ba a fetsa go tihatswa.

They haven't finished washing.

C-3

T: O dirile'ng mo mosong ono?

What has he done this morning?

S: Ga a a dira sepê.

He hasn't done anything.

NOTES: CYCLE 91

Many verb stems do not simply add -ile to form the perfect tense (Cf. cycle 71), but undergo changes due to the coalescence of the final consonant in the stem with the -i of -ile. These 'coalesced' forms will probably only seem 'regular' to the Batswana and to linguists. Most stems ending in l, g, and ts will change to tse (rôbala becomes robotse, rekisa becomes rekisitse, etc. Items ending in ana become anye; -ara become -ere; ama become ame; and n- becomes ane (nona becomes nonne).

CYCLE 92: BRING IT QUICKLY.M-1

Ke batla hamore; etsisê ka bonakô.

I need a hammer; bring it quickly.

Ke batla mogoma; o tsisê ka bonakô.

I need a hoe; bring it quickly.

Ke batla selêpê; se tsisê ka bonakô.

I need an axe; bring it quickly.

Ke batla metsi; a tsisê ka bonakô.

I need water; bring it quickly.

Ke batla letsopa; le tsisê ka bonakô.

I need moulding clay; bring it quickly.

C-1

A: Ke batla [hamore]. E tsisê ka bonakô.

B: (Doesn't hear well) Wa reng?

A: Ka re: Ke batla [hamore]. E tsisê ka bonakô.

C-2

A: Kobô e kae?

B: E no khabotong.

A: E tsisê ka pelê.

C-3

PCV: Ke feditse go ithuta jaanong.

I have finished studying. Now what should I do?

T: Ke dirê eng? O tshwanetse go bus le Motswana.

You should speak with a Motswana.

M-2

E tsêê. (Namune)

Take it. (orange)

E apêê. (reisi)

Cook it. (rice)

E bêê (Faatshe).  
(tlhōbōlō)

Put it down. (gun)

E rée. (ngaka)

Tell him. (doctor)

E itée. (kgomo)

Beat it. (cow)

C-4

Child: Ke goditse molêiô.  
Jaanong ke dire'ng  
ka pitsana?

I have made the fire. Now what  
should I do with the pot?

Mother: E bée mo molelong.

Put it on the fire.

Child: Go siame, jaanong  
reisi yônaa?

O.K. Now what about the rice?

Mother: E apée.

Cook it.

M-3

Tsamaya o e tsisê.

Go (and) bring it (orange).

Tsamaya o e rêkê.

Go (and) buy it (orange).

Tsamaya o e e jê.

Go (and) eat it (orange).

Tsamaya o e tlhatswê.

Go (and) wash it (basin).

Tsamaya o e palamê.

Go (and) get on it (train).

C-5

Mookamedi: [Bill] tshwara  
pitse, o palamê,  
o yê [lebenteleng].

[Bill], take the horse, saddle  
up, mount, and go to [the store].

Bill: Ke yê go rêka'ng?

What should I go buy?

Mookamedi: O yê go rêka  
[disekêrêse].

You should go buy [cigarettes].

C-6

A: Ke nakô ya go ja.

B: Ke dirê dijô?

A: Ee, besa molêiô o dirê  
dijô, mme o bée letsêla  
mo tafoleng.

Yes, make a fire, make dinner,  
and put a cloth on the table.



C-7

A: A o jelê?

Have you eaten?

B: Nyaa, dijô ga di yô.

A: Tsaya madi o tsamayê,  
o yê go [k'hefing],  
rêkê dijô, o jê.Take the money, leave, go to  
the [café], buy food, eat.

B: Koa leboga.

NOTES: CYCLE 92

Some verb stems ending in -aya become -eyê or -êê in the imperative. (Cf. M-2)

In Setswana, unlike in English, a series of imperatives cannot be used to express a sequence of commands. An imperative form may be used for the first of the commands only, the remainder being expressed by the present subjunctive tense forms.

Alternatively even the first command in the sequence may be expressed by the more polite present subjunctive or hortative forms.

A series of imperatives may of course be used to give successive but separate commands, such as an army sergeant might give. But notice the difference, in this case each command is carried out before the next order is issued.

M-1

Bogôbê bo dirwa ka'ng?

What is porridge made from?

Bojalwa bo dirwa ka'ng?

What is beer made from?

M-2

Bogôbê bo dirwa ka bupe  
jwa mabêlê.

Porridge is made from mealie-meal.

Bojalwa bo dirwa ka mabêlê.

Beer is made from sorghum.

C-1

A: Bogôbê bo dirwa ka'ng?

B: Ka bupe jwa mabêlê.

M-3

Bôtôrô e dirwa ka'ng?

What is butter made from?

Sôphô e dirwa ka'ng?

What is soup made from?

M-4

Bôtôrô e dirwa ka maši.

Butter is made from milk.

Sôphô e dirwa ka merôgô.

Soup is made from vegetables.

C-2

A: Sôphô e dirwa ka'ng?

B: Ka merôgô.

M-5

Bogôbê bo dirwa ka bupe. jwa  
mmidi kana jwa mabêlê?

Is "bogobe" made with corn flour or  
sorghum flour?

Mosôkô o dirwa ka bupe jwa  
mmidi kana jwa mabêlê?

Is "mosoko" made with corn flour or  
sorghum flour?

Motôgô o dirwa ka bupe jwa  
mmidi kana jwa mabêlê?

Is "motogo" made with corn flour or  
sorghum flour?

Ting e dirwa ka bupe jwa mmidi  
kana jwa mabêlê?

Is "ting" made from corn flour or  
sorghum flour?

C-3

A: Motôgô o dirwa ka bupe  
jwa mmidi kana jwa mabelê?

B: Jwa mabelê.  
Or: O dirwa ka bupe jwa mabelê.

M-6

Setulô se dirwa ka logong.                      A chair is made of wood.

Selei se dirwa ka logong.                      A sledge is made of wood.

C-4

A: [Setulô] se dirwa ka'ng?

B: Ka logong.

CYCLE 94: I'M TAKING THIS APPLE TO THE TEACHER.M-1

Ke isa apolê e kwa go moruti.

I'm taking this apple to the teacher.

Ke isa buka e kwa go moruti.

I'm taking this book to the teacher.

Ke isa galase e kwa go moruti.

I'm taking this glass to the teacher.

Ke isa setshwanthsô se kwa go moruti.

I'm taking this picture to the teacher.

Ke isa sejana se kwa go moruti.

I'm taking this dish to the teacher.

Ke isa setlhako se kwa go moruti.

I'm taking this shoe to the teacher.

Ke isa lebôkôgê le kwa go moruti.

I'm taking this box to the teacher.

Ke isa lekwalô le kwa go moruti.

I'm taking this letter to the teacher.

Ke isa lefeêlô le kwa go moruti.

I'm taking this broom to the teacher.

C-1

A: O ya kae?

B: Ke isa [apolê e] kwa go moruti.

M-2

Lefeêlô la me] O le isa kae?

What are you going to do with it? (lit.: where are you taking it?)

[bojalwa jwame] O bo isa kae?

What are you going to do with it?

[tonki ya me] O e isa kae?

What are you going to do with it?

[sejana sa me] O se isa kae?

What are you going to do with it?

[mogoma wa me] O o isa kae?

What are you going to do with it?

[mosimane wa me] O mo isa kae?

What are you going to do with him?

[lobônê lwa me] O lo isa kae?

What are you going to do with it?

C-2

A: Mpha lefeelô.

Give me a broom.

B: O le isa kae?

What are you going to do with it?

A: Ke batla go feela.

I want to sweep.

C-3

A: Mpha lee.

B: O le isa kae?

A: Ke a go le apaya.

C-4

A: Ke batla [mookamedi].

I'm looking for the [director].

B: O mo isa kae?

What do you want with him?

A: Ke batla go mo fa lokwalô lo.

C-5

A: O batla'ng?

B: [Setulô].

A: O se isa kae?

B: Ke batla go [nna].

NOTES: CYCLE 94

ISA is the 'causative' form of the verb ya 'to go'. It means 'make go' or 'take'. The idiom lô oc - isa - kae? means "what are you going to do with it?" (literally: where are you taking it?).

CYCLE 95: THIS HOUSE IS BUILT WITH STONE.

First give this speech:

Monna yo ke moagi. O aga ntlo e. This man is a carpenter. He is building  
Oe aga ka majê. this house. He is building it with  
stones.

M-1

Ntlo e e agilwe ka majê. This house is built with stone.  
Ntlo e e agilwe ka ditena. This house is built with brick.  
Ntlo e e agilwe ka mmu. This house is built with earth.

C-1

A: Ntlo e e agilwe ka'ng? What is this house made of?  
B: Ntlo e e agilwe ka majê. This house is made of stone.

C-2

T: Ntlo ya gago e agilwe ka'ng?  
S: Ntlo ya me e agilwe ka ditena.  
Or: E agilwe ka ditena.

C-3

T: Lesaka le le agilwe ka'ng? What is this kraal made of?  
S: Le agilwe ka majê.

M-2

Ntlo e e ruletswe ka bojang. This house is roofed with grass.  
Ntlo e e ruletswe ka disênkê. This house is roofed with corrugated iron.

C-4

T: Setilô se se dirilwe ka eng? What has this chair been made from?  
S: Ka legong. From wood.  
T: Se sôneê? And this one?  
S: Ka tshipi. From metal.

CYCLE 96: WHERE'S THE JOHN?M-1

Lebêntliêlê le kwa kae?

Where is the stone located?

Kêrêké e kwa kae?

Where is the church located?

Mmišene o kwa kae?

Where is the mission located?

Sekgwa se kwa kae?

Where is the forest/"the John" located?

Ntlwana e kwa kae?

Where is the outhouse located?

M-2

Ke tlaa go bontsha.

I'll show you.

Ke tlaa go isa.

I'll take you.

C-1

PCV: Ntlwana e kwa kae?

Motswana: A re yê. Ke tlaa  
e go bontsha.

Let's go. I'll show it to you.

C-2

PCV: Kêrêké e kwa kae?

Where's the church located?

Motswana: A o batla go ya  
kerekeng?

Do you want to go to church?

PCV: Ee.

Yes.

Motswana; Go siame. Ke tlaa  
ya naô ka Sontaga.

O.K. I'll go with you on Sunday.

C-3

A: Lebêntliêlê le kwa  
kae? Ke batla go rêka  
motsoko.

Where's there a shop around  
here? I want to buy some tobacco.

B: Iketie pele ke tlaa  
go isa.

Wait a minute. I'll take you.

A: A go kgakala?

Is it far?

B: Eseng thata. Re tlaa  
tsêna jaanong.

Not very. We'll get there  
soon.

C-4

A: Fênsêlê e kae?

Where is a pencil?

B: E mo tafoleng.

It is on the table.

A: (Goes to table; does  
not see it)  
E kae?

In what place is it?

B: E ka fa tlase go  
lokwalô.

It is under the book.

A: (Finds it) E he, ke e.

C-5

PCV: O nna kae?

Motsomi: Ke nna ka kwa.  
Or: Ka kwa.

I live over on that side/over there.

NOTES: CYCLE 96

The formative ka (in C-4, E ka fa tlase ga lokwalô) is commonly used with locative adverbs of all types. However grammarians have found considerable difficulty in trying to explain its use and function. Perhaps the only thing that should be said for it here is that it implies an obstacle is in the way.

For example in the sentence in C-4, the pen is hidden under the book. In the following sentences notice that some obstacle is implied:

O ile ka fa.

He went around this way.

Tlaa ka kwano!

Come round/over here, to this side.

Kerêkê e ka kwa.

The church is over on that side.



CYCLE 97

Fa re bôna setshwantshô sa  
ga Mohumagadi (Mrs.) Moremi.  
Mokwaledi wa gagwê ke  
Morêna Tshêkô Tshêkô.  
Go na le banna fa kgotleng  
ya Batawana kwa Maung. Ba  
tsile go reetsa tshêkô ya  
yo mongwe. Lekgotla le  
agilwe ka dikôta. Fa moragô  
go nale diqhare tsa Masu.  
Fa pele ga dikôta go nale  
tanka. Banna ba bangwe ba rwele  
dihutshe, ba bangwe ba rwele  
mebese.

We see here a picture of Mrs. Moremi  
(acting chief). Her secretary is Mr.  
T. Tshêkô. There are men at the Batawana  
"kgotla" at Maun. They have come to  
listen to a certain case. The fence is  
made of beams. In the background are  
Masu trees. In front of the beams there's  
a tank. Some men are wearing hats,  
others are wearing knit caps.

T: Mpolêlêlê se o se  
bonang mo  
setshwangtshong.

Tell all you can about this  
picture.

S:

Q-1

T: Mrs. Moremi ke eng?

What is Mrs. Moremi?

S: Ke Motshwareledi wa  
Kgosî.

She is acting chief.

Q-2

T: Mokwaledi wa gagwê  
ke mang?

Who is her secretary?

S: Ke Morêna Tshêkô  
Tshêkô.

It's Mr. Tshêkô Tshêkô.

Q-3

T: Go na le bomang  
fa kgotleng?

Who are at the kgotla?

S: Go na le banna ba  
Batawana.

They are Batawana men.

Q-4

T: Ba tsile go dira eng?

What have they come for?

S: Ba tsile go utlwa tshêkô.

They have come to listen to a  
case.

Q-5

T: Lekgotla le agilwe  
ka'ng!

What is the courtyard made  
of?

S: Le agilwe ka dikōta.

It is built of beams.

Q-6

T: Go na le eng fa pele  
ga dikōta?

What's there in front of the  
beam?

S: Go na le tanka.

There is a tank.

Q-7

T: Banna ba rwele eng?

What are the men wearing?

S: Ba bangwe ba rwele  
dihutshe, ba bangwe  
mebese.

Some are wearing hats and some  
caps.



CYCLE 98: DO YOU HAVE A MATCH ON YOU?

Review cycle 94

M-1

Pêné e teng mo go wêna.

You have a pen on you here.

Pêné e teng kwa go wêna.

You have a pen with you here.

Pêné e teng fa go wêna.

You have a pen near you here.

M-2

A ô na le madi mo go wêna?

Do you have any money with/on you?

Aó na le madi mo go êné?

Does he have any money with/on him?

A lo na le madi mo go lona?

Do you have any money with/on you?

A ba na le madi mo go bôné?

Do they have any money with/on them?

C-1A: A o na le madi mo  
go wêna?

B: O a isa kae?

A: Ke batla go rêka  
dilêkêrê.

What are you going to do with it?

B: Dilêkêrê o di isa kae?

What do you want candy for?

C-2A: A o na le pêné mo go  
wêna?

Do you have a pen with you here?

B: Ee, e teng.

A: A o kae nkadima.

B: O e isa kae?

A: Ke batla go kwala iekwaiô.

B: Tsaya. Ke e.

C-3A: Ke batla go gôga mme  
ga ke na motsoko.

B: Ke na le motsoko mo go nna.

I have tobacco with me here.

A: A o na le molelô?

Do you have a match?

B: Ee, o teng.

Yes, I have (lit.: It is present.)

### M-3

Bolo e kwa go mang?

Who has the ball? (Lit.: The ball is to whom)

Enkê e kwa go mang?

Who has the ink?

Chôkô e kwa go mang?

Who has the chalk?

Tomô e kwa go mang?

Who has the bridle?

### M-4

Bolo e kwa go Bill.

Bill has the ball. (Lit.: The ball is to Bill)

Enkê e kwa go Bill.

Bill has the ink.

Chôkô e kwa go Bill.

Bill has the chalk.

### C-4

A: [Enkê] e kwa go mang?

B: E kwa go [John].

John has it.

A: [Chôkô] yônê, e kwa go mang?

The chalk, who has it?

B: Ke bôna gore e kwa go [Susan].

Or: E kwa go [Susan].

### C-5

A: Kobô e kwa go mang?

B: Ga ke itse gore e kwa go mang.

C: Ke a bôna e kwa go [John].

### M-5

Ga e kwa go nna.

I don't have it.

Ga e kwa go ênê.

He/she doesn't have it.

Ga e kwa go bônê.

They don't have it.

Ga e kwa go David.

David doesn't have it.

C-6

A: A buka ya me e kwa go wena?

Do you have my book?

B: Nyaa, ga e kwa go nna. E ke ya me.

No, I don't have it. This one is mine.

A: Ya me e kwa go mang?

Who has mine?

B: Ke bôna gore e kwa go John.

C-7

A: Ke batla go tshameka. Bolo e kwa go mang?

B: E kwa go [Bill].

A: [Bill], tlisa bolo; ke batla go tshameka.

B: Bolo ga e yô kwa go nna; e kwa go [David].

M-6

Motshe wa ga Ann o kwa go mang?

Who has Ann's pestle?

Molanô wa ga Ann o kwa go mang?

Who has Ann's medicine?

Mogoma wa ga Ann o kwa go mang?

Who has Ann's hoe?

Mosese wa ga Ann o kwa go mang?

Who has Ann's dress?

C-8

A: [Ann] o batla mosese wa gagwê. O kwa go mang?

B: Kwa go [Dinêo].

NOTES: CYCLE 98

After the locative particles mo, fa, and kwa, a go must be prefixed to the absolute pronouns (i.e. na, ene, wena, etc.). Their meanings are approximately:

mo go [é<sup>é</sup>]

on him--i.e. somewhere (concealed)  
on his body--such as in his pocket or  
in a purse.

kwa go [é<sup>é</sup>]

at/to him--usually used after a verb  
of motion.

fa go [é<sup>é</sup>]

by/near him--next to or in the vicinity  
of his person--usually used after a verb  
of motion.

CYCLE 99: INTRODUCING A FRIEND.C-1

Thabô: (Walking with Thêbê meets Phiri) Dumêla Phiri.

Phiri: Ahee, dumêla Thabô.

Thabô: O tsogile jang?

Phiri: Ke tsogile, wêna o tsogile jang?

Thabô: Le nna ke tsogile.  
A o itse tsala ya me,  
Thêbê?

Me too, I'm fine. Do you know my friend, Thebe?

Phiri: Nnyaa ga ke mo itse.

Thabô: Ke Thêbê Molefi.

Phiri: Ke itumêlêla go go itse.  
(Phiri and Thêbê shake hands)  
Nna leina la me ke Phiri Nkau.

Thêbê: Ke itumêlêla go go itse.  
Gae ke kae?

I thank you. I'm pleased to know you. Where do you live?

Phiri: Gae ke kwa ga Thamaga.

I live in Thamaga.

Thêbê: E he. Nna ke nna kwa Moeding.

Phiri: E he.

C-2

Moeti: (Walking with a volunteer meets Tshidisô Mogapi).

Mogapi: Dumêla Mr. Moeti.

Moeti: Dumêla Mr. Mogapi. O kae?

Mogapi: Ke teng, wêna o kae?

Moeti: Ke teng. Dumêdisa tsala ya me.

I'm okay. Meet (lit.: say hello to) my friend.

Mogapi: Dumêla rra.

Moeti: Mr. Smith. O tswa Amerika; ke lepiskops.



- Mogapi: Ke itumêlêla go go itse.
- Moeti: Mr. Smith, yo ke Mr. Mogapi.  
(Smith and Mogapi shake hands Tswana style)
- Mogapi: O tsile leng mo Botswana Mr. Smith?
- Smith: Ke tsile bogologolo, ka morulê.
- Mogapi: Tôta ke bogologolo. Go ntse jang? A o rata Botswana?
- Smith: Ee, ke rata Botswana.
- Mogapi: Ke a itumêla.
- Mogapi: (To Moeti) Mne lo ya kae?
- Moeti: Re ya kwa hoteleng go nwa bojalwa.
- Mogapi: E he. Ke tla lo bôna gapê.
- Moeti: Go siame. Tsamaya sentlê, rra.
- Mogapi: Tsamayang sentlê, borra.
- Mr. Smith, this is Mr. Mogapi.
- When did you arrive here in Lesotho, Mr. Smith?
- Really it is long ago. How is it, do you like it here in Botswana?
- Now where are you going?
- We are going to the hotel to drink.
- O.K. I'll see you again.

M-1

Ke itumêlêla go go itse.

I'm happy to meet you.

Ke itumêlêla go go bôna.

I'm happy to see you.

M-2

Ga ke a tsoga.

I'm not well. (lit.: I haven't risen well)

Ga ke a tihôla.

I'm not well. (lit.: I haven't spent the day (well)).

C-3

A: Dumêla, Nare.

Hi.

B: Dumêla, abuti. O tsogile?

Hi. How are you.

- A: Ao, ga ke a tsoga  
sentlê. Wena, o tsogile  
jang? Oh. I'm not well. And you?  
How are you?
- B: Ke tsogile. I'm fine.

C-4

- A: Dumêla, ausi, Joyce Hello, Joyce.
- B: Dumêla, Carol. O Hello. How are you this  
tlhotse jang? afternoon?
- A: A! Ga ke a tihôla Oh. I'm not feeling well.  
sentlê. Wena, o And you? How has your day  
tlhotse jang? been?
- B: Ke tlhotse. Oh all right.

NOTES: CYCLE 99

It was mentioned previously (cycle 2) that whenever you meet someone you ought to greet him. If you see someone frequently during the day, however, you need not go through the entire greeting ritual every time. You can either say Dumêla gapê 'hello again', Re bônane 'We have seen each other', or o tla mpolaisa tlala 'you will make me die of hunger (from spending so much time greeting you)'.

By now you will probably have noticed in exchanges with your instructors that there are many ways of greeting in addition to the most common dumêla, rra, or mma. The following is a partial list of terms you can greet someone with:

dumêla, kwena

(the totem of the tribe) If the person greeted is a Kwena tribesman, you can say these.

ba mosatê, ba moreneng,  
or bakgosing

This is said to people of high rank or to people of your grandparents age.

nnaka or mmotlana

Said to someone younger than yourself (lit.: younger brother/sister)

nkgonne

said to someone older than yourself but young enough to be your older sister or brother. (lit.: older brother/sister)

mogaetsho, magaetsho

said to anyone (lit.: countryman)

mongame, beng ba me

said to someone who is responsible for you other than your parents. (lit.: my master.)

motho wetsho, batho betsho

(same as mogaetsho)

malomé

said to someone a bit younger than your parents, but too old to be a brother (lit.: uncle)

nkoko

said to any old woman of grandmothers age. (lit.: grandma)

rakgadi

said to anyone a bit younger than your parents, but older than your own sister. (lit.: aunt)

mmé mogolo, rré mogolo

said to anyone of your grandparents age (lit.: grandma granpa) (also mosadi mogolo, monna mogolo)

ntaté

said to the chief or any man of high rank or of your fathers age. (lit.: father)

ausi, abuti

said to any friend who is a bit older than yourself. (lit. elder sister or elder brother)

CYCLE 100: WHAT'S YOUR SISTER'S NAME?M-1

Review cycle 89. Proceed in the same manner for this cycle.

Leina la ga ausiango ke mang?

What is your older sister's name?

Leina la ga monnao ke mang?

What is your younger sibling's name?

Leina la ga mogoloô ke mang?

What is your older brother's/sister's name?

Leina la ga abutiango ke mang?

What is your older brother's name?

Leina la ga kgaitsadiô ke mang?

What is your (kgaetsadi's) name?

M-2

Leina la ga abutiagwê ke [Pulê].

His older brother's name is [Pule].

Leina la ga ausiagwê ke [Neô].

His older sister's name is [Neo].

Leina la ga mogolowê ke [Roy].

His older brother's/sister's name is [Roy].

Leina la ga monnawê ke [Pinki].

His younger sibling's name is [Pinki].

Leina la ga kgaitsadiê ke [Motsei].

His sister's name is [Motsei].

M-3

Mosadi yo ke mmê.

This woman is my mother.

Mosadi yole ke mmago.

That woman is your mother.

Mosadi yole ke mmaagwê.

That woman is his mother.

Monna yo ke rrê.

This man is my father.

Monna yole ke rrago.

That man is your father.

Monna yole ke rraagwê.

That man is his father.

M-4

Leina la ga ntsalakê ke  
[Pulê].

My cousin's name is [Pule].

Leina la ga ntsalao ke  
[Mothusi].

Your cousin's name is [Mothusi].

Leina la ga ntsalae ke  
[Grace].

His cousin's name is [Grace].

M-5

Leina la ga mogatsakê  
ke [Joyce].

My wife's name is [Joyce].

Leina la ga mogatsô  
ke [Ruth].

Your wife's name is [Ruth].

Leina la ga mogatsê  
ke [Dineô].

His wife's name is [Dineo].

NOTES: CYCLE 100

Most kinship terms are derived from compounds of noun plus possessive construction. For example rrago 'your father' comes from rra + wa gago, kgâetsadiê from kgaitsadi wa gagwê. Most probably through repeated use these possessive endings have become fused (in contracted form) with their nouns and so the student of Setswana must make a special effort to learn these special terms.

It should be mentioned that nkgonne comes from mogolole which is in turn a contraction of "o mogolo mo go nna 'you are older than I' " and nnaê from o mmôtlana mo go nna "you are younger than I".

CYCLE 101: NUMBERS--COUNTING PEOPLE, ANIMALS AND THINGS.C-1

- T: A o itse go bala ka Setswana?  
S: Go bala buka kanna eng? To count books or what?  
T: Go bala dipalô. To count numbers.  
S: E seng thata. Not very well.  
T: Bala go fitiha lesomê. Please count up to ten.  
S: (Using the fingers)  
bongwe, bobedi, boraro,  
bonê, botlhano, borataro,  
bosupa, bofêra bobedi,  
bofêra bongwe, lesomê.

E-1

Listen to the following phrases and indicate with your fingers (in Setswana fashion) the number of people involved.

<u>Teacher</u>	<u>Response</u>
batho ba babedi	2
baokamedi ba banê	4
banna ba batlhano	5
basadi ba supa	7
batlhanka ba fêra bobedi	9
Basotho ba le lesomê	10
Barutwana ba fêra bongwe	8
batho ba babedi	2
basadi ba barataro	6
banna ba batlhano	5
baokamedi ba banê	4
basadi ba barataro	6
batsadi ba supa	7

barutwana ba fêra bobedi	8
batlhanka ba fêra bongwe	9
Batswana ba le lesomê	10

E-2

Listen to the following phrases and indicate with your fingers the number of objects described.

<u>Teacher</u>	<u>Response</u>
dinku tse pedi	2
dibuka tse tharo	3
ditorôpô tse tlhano	5
dibeke di supa	7
dikgwedi di fêra bobedi	8
dibolo di fêra bongwe	9
dikatse di le lesomê	10
dihutshe tse thataro	6
dinku tse pedi	2
dikgwedi di fêra bobedi	8
dibolo di fêra bongwe	9
dikatse di le lesomê	10
ditichêrê tse nnê	4
ditorôpô tse tlhano	5
disêkêrêse tse thataro	6
dibuka tse tharo	3

E-3

Listen to the following sentences and indicate with your fingers the number of people involved.

<u>Teacher</u>	<u>Response</u>
Ke batla basimane ba batlhano.	5
Ke thusa batho ba fêra bobedi.	8

Ke itse basadi ba babedi,	2
Ke thusa batho ba fêra bobedi.	8
Ke rata bana ba fêra bongwe.	9
Ke bitsa bana ba le lesomê.	10
Ke itse basadi ba babedi.	2
Ke botsa banna ba banê.	4
Ke rata basetsana ba barataro.	6
Ke bitsa bana ba le lesomê.	10
Ke rata bana ba fêra bongwe.	9
Ke botsa banna ba banê.	4
Ke batla basimane ba batlhano.	5
Ke rata ba we tsana ba barataro.	6

Repeat this exercise, responding this time with an English translation of the noun phrase:

T: Ke bôna batho ba bararo.

S: Three people.

#### E-4

Listen to the following sentences and indicate with your fingers the number of objects involved.

<u>Teacher</u>	<u>Response</u>
Ke na le dihutse tse thataro.	6
O na le diapolê di fêra bobedi	8
O na le di koko tse pedi.	2
Ba na le dikgomo di fêra bongwe.	9
Ba na le dinku di le lesomê.	10
Ke na le dikoloi tse tharo.	3
Ke na le dibuka tse tlhano.	5
Ba na le dihutse di supa.	7



Ba na le dinku di le lesomé.	10
O na le dikgomo di fêra bongwe.	9
O na le diapolê di fêra bobedi.	8
Ba na le dipitse di supa.	7
Ke na le dikoloi tse tharo.	3
Ke na le dibuka tse tlhano.	5
Re na le dihutse tse thataro.	6

CYCLE 102: WHEN WILL YOU HELP ME?M-1

John o tla go thusa.

John will help you.

John o tla go tlhōla.

John will visit you.

John o tla go tshêga.

John will laugh at you.

M-2

John o tla nthusa?

John will help me?

John o tla ntihōla?

John will visit me?

John o tla ntshêga?

John will laugh at me?

C-1

A: Susan, John o tla go thusa.

Susan: A John o tla nthusa?

A: Ee, o tla go thusa.

M-3

O tla nthusa leng?

When will you help me?

O tla tlhōla leng?

When will you visit me?

C-2

A: O tla [nthusa] leng?

B: Ke tla go thusa [ka Sōntaga].

C-3

A: O tla tlhōla leng?

B: Ke tla tla [ka Sōntaga].

I will come [on Sunday].

A: O tla tla ka nakō mang?

What time will you arrive?

B: Ke tla leka go  
fitlha [ka 12:00].

I will try to arrive [at 12:00].

A: Go siame.

M-4

nthuta	teach me
nthata	love me
nthaga	kick me
nthoma	send me

C-4

A: Susan, Moremi o tla go  
ruta go palama.

Susan: O tla nthuta go palama  
leng?

A: Ka mosô.

NOTES: CYCLE 102

It was mentioned before that when the first person object concord is used changes take place in the initial consonant of the verb stem (cycle 50, 51). We have already seen that before verb stems beginning with f the N changes to m and the ɛ becomes a ph. (i.e. n + fa > mpha.) In this cycle we see that verbs beginning with r become th.

CYCLE 103: TELL HIM TO COME HOME.M-1

Mo rée a tlê mo lapeng.

Tell him he should come home.

Mo rée a salê kwa lapeng.

Tell him he should stay home.

Mo rée a yê kwa lapeng.

Tell him he should go home.

M-2

Dineô o fa go Mphô.

Dineo is (nearby) at Mpho's.

Jchn o fa go thichêrê.

John is (nearby) at the teacher's (place).

C-1

Mmê: Dineô o kae?

A: O fa go Mphô.

Mmê: Mo rée a tlê kwa lapeng.

M-3

Ga twe John le Marsha ba a ratana.

John and Marsha love each other.

Ga twe Debbie o ya go ruta kwa Moeding.

Debbie is going to teach at Moeding.

Ga twe Keith o ya go nna le PCV.

Keith is going to be a PCV.

Ga twe ofê apolê ka letsatsi.

You should eat an apple every day.

C-2

A: Ga twe o yê kwa lapeng.

B: Ke mang?

A: Ke mmê.

B: Ke etla.

A: Ga twe o itlhaganêlê.

C-3

A: Ga twe re balê buka e.

B: Buka efe?

A: E ya Setswana e.

B: Ke mang?

Who says so?

A: Ke thichêrê.

The teacher.

C-4

T: (to Bill) John o ya kae?

Bill: O ya gae.

T: O ya go dira eng?

Bill: O ya go tsaya  
pênê ya gagwê.

T: Mo rêê a bowê. Ke tla  
mo adima pênê.

Bill: John, ga twe o  
bowê.

John: Ke tla kwala  
ka'ng?

Bill: Thichêrê a re o tla  
go adima pênê.

The teacher says: he will  
loan you a pen.

C-5

A: Ga twe re tsamaya  
ka mosô.

B: Re ya kae?

A: Re ya Botswana.

B: Go siame. Ga twe re  
tsamaya ka nakô mang?

Okay. It is said: we are  
going at what time?

A: Ga twe re tla cloga mo  
ka 8:00 maitisiboa.

C-7

A: Ga twe re yê go ja.

It is said: we should go eat.

B: Dijô di siame?

A: Ee, ga twe di siame,  
re itlhaganêlê.

It is said: the food is  
ready, we should hurry.

B: A re yê.

NOTES: CYCLE 103

Twe 'said' is the past participle of raya 'to say/tell'. In the expression ga twe 'it is said' can be followed by any bit of gossip, any proverb, a saying, a command, etc. It can be translated into colloquial English as 'I hear/understand (from the grapevine that.....), a little birdy told me.....'.

CYCLE 104: WHICH SCHOOL WILL HE TEACH AT?M-1

- |                         |  |
|-------------------------|--|
| O leba (buka efe)?      | Which book is he looking at?             |
| O leba (metse efe)?     | Which villages is he headed for?         |
| O leba (lebôkôsê lefe)? | Which boxes is he looking at?            |
| O leba (sekolo sefe)?   | Which school is he looking at?           |
| O leba (bogôbê bofe)?   | Which porridge is he looking at?         |
| O leba (dibuka dife)?   | Which books is he looking at?            |
| O leba (ditlhako dife)? | Which (pair of) shoes is he looking at?  |
| O leba (motse ofe)?     | Which villages is he heading for?        |
| O leba (mabôkôsê afe)?  | Which (group of) boxes is he looking at? |

C-1

A: O tsere mabôkôsô afe?

B: O tsere le le nang le  
dibuka le dipênsêlê.

He is holding one which contains  
the books and the pencils.

C-2

A: O tla ruta kwa sekolong  
sefe?

Which school will you teach at?

B: Sa [St. Joseph's].

C-3

A: O tla nna mo motseng ofe?

B: Mookamedi a re ke tla  
nna kwa Moshopa.

C-4

A: O positse lekwalô lefe?

Which letter have you posted?

B: Ke positse le le yang kwa go  
mookamedi.

I posted the one which is going  
to the director.

M-2

Ke tsêna kêrêkê (ya Roma).

I attend the Roman Catholic Church.

Ke tsêna kêrêkê (ya Chache).

I attend the Anglican Church.

Ke tsêna kêrêkê (ya Sabata).

I attend the Seventh Day Adventist Church.

C-5

A: A buka ya me e mo go wêna?

Do you have my book with you?

B: Buka efe?

Which book?

A: Ya Setswana.

The Setswana one (lit.: of Setswana)

B: Nyaa ga e mo go nna?

No, I don't have it with me.

A: E mo go mang?

Who has it?

B: Ga ke itse yo e mo go ênê.

I don't know who has it.

C-6

A: O Tsêna kêrêkê efe?

B: Ya [Roma].

C-7

A: Tsela e e yang Roma ke efe?

Which is the road that goes to Rome?

B: Ke yônê e.

This is the one.

C-8

A: Thabô o itse go bua dipuô dife?

Which languages does Thabo know?

B: O itse go bua Setswana, Seburu le Sekgoa.

TO THE STUDENT:

The question word -fe has been used several times previously. The complete set of forms is given in the table below. You will notice that the concords occurring with -fe are exactly the same as the subject concords (SC).



CONCORDS WITH -fe

- |                                      |                                  |
|--------------------------------------|----------------------------------|
| 1. [mo.NOUN] ofe?<br>Mosothe ofe?    | (ba.NOUN) bafe?<br>Basothe bafe? |
| 2. [mo.NOUN] ofe?<br>molamu ofe?     | (me.NOUN) efe?<br>melamu efe?    |
| 3. [le.NOUN] lefe?<br>letsatsi lefe? | (ma.NOUN) afe?<br>malatsi afe?   |
| 4. [se.NOUN] sefe?<br>sejana sefe?   | (di.NOUN) dife?<br>dijana dife?  |
| 5. [e.NOUN] efe?<br>nku efe?         | (di.NOUN) dife?<br>dinku dife?   |
| 6. [lo.NOUN] lofe?<br>lokwalô lofe?  | (di.NOUN) dife?<br>dikwalô dife? |
| 7. [no.NOUN] hofe?<br>basigo bofe?   | (ma.NOUN) afe?<br>masigo afe?    |

The following exercises will aid in acquiring an automatic control over the concords used with -fe.

TEACHER

motho

moagi

mosadi

[            ]

bana

banna

banyana

[            ]

letsatsi

lentswe

[            ]

RESPONSE

motho ofe?

moagi ofe?

mosadi ofe?

[            ] ofe?

bana bafe?

banna bafe?

banyana bafe?

[            ] bafe?

letsatsi lefe?

lentswe lefe?

[            ] lefe?

sejana	sejana sefe?
setilô	setilô sefe?
[            ]	[            ] sefe?
bosigo	bosigo bofe?
bogôbê	bogôbê bofe?
[            ]	[            ] bofe?
molamu	molamu ofe?
molemô	molemô ofe?
[            ]	[            ] ofe?
melamu	melamu efe?
melemô	melemô efe?
[            ]	[            ] efe?
nku	nku efe?
pitse	pitse efe?
kobô	kobô efe?
[            ]	[            ] efe?
malatsi	malatsi afe?
makwalô	makwalô afe?
[            ]	[            ] afe?
dinku	dinku dife?
dipitse	dipitse dife?
[            ]	[            ] dife?

masigo

magôbê

[            ]

dijana

ditilô

[            ]

masigo afe?

magôbê afe?

[            ] afe?

dijana dife?

ditilô dife?

[            ] dife?

CYCLE 105: I HAVE A HEADACHE.M-1

Ke tshwerwe ke tlohôô.

I have a headache. (lit.: I'm seized by the head)

Ke tshwerwe ke mala.

I have a stomach ache.

Ke tshwerwe ke leoto.

I have a sore leg.

Ke tshwerwe ke sehuba.

I have a chest cold.

Ke tshwerwe ke letshoroma.

I have a fever.

Ke tshwerwe ke lenyora.

I'm thirsty.

Ke tshwerwe ke mhikêla.

I have a head cold.

Ke tshwerwe ke tlala.

I'm hungry.

C-1

A: Molato ke'ng?

A: What's the matter?

B: Ke a lwala.

B: I'm sick.

A: Ao! O lwala eng?

B: Ke tshwerwe ke [tlohôô].

A: Ao batho!

C-2

A: A Bill o tla tla tlelaseng?

B: Ga a tle ka gore o a lwala.

A: Ao! Bill o a lwala?

B: Ee.

A: O lwala eng?

B: O tshwerwe ke sehuba thata.

C-3

A: John o kae?

B: O ile ngakeng.

A: O a lwala?

B: Ee.

A: O lwala eng?

B: Ke mala.

C-4

A: Tankiso o kae?

B: O kwa sepetleleng o  
a lwala.

He's at the hospital; he's sick.

A: Ao! O lwala thata?

B: ee.

A: O lwala eng?

B: Ga twe ke letshoroma.

It is said he has fever.

A: Ao batho!

That's pretty bad.

M-2

Ke bolaiwa ke tsebê.

I have an ear ache.

Ke bolaiwa ke matlhô.

I have sore eyes.

Ke bolaiwa ke menô.

I have a tooth ache.

Ke bolaiwa ke mala.

I have a stomach pain.

Ke bolaiwa ke lethêka.

I have waist pain.

Ke bolaiwa ke monwana.

I have a sore finger.

Ke bolaiwa ke lengôlê.

I have a sore knee.

Ke bolaiwa ke magetla.

I have a sore shoulder.

M-3

Ke jewa ke bodutu.

I'm lonely (lit.: I'm being eaten by  
loneliness).

Ke fisiwa ke letsatsi.

I'm sunburned. (I'm being burned by  
the sun).

C-5

A: A dijô di siame?

Nna ke tshwerwe ke tlala.

B: Ee, di siame.

A: A re yê, o yê gô ja.

B: Nna ke jelê.

Me, I have eaten.

A: Ao! O jelê leng?

Really?! When did you eat?

B: Ke fetsa go ja jaanong  
jaana.

NOTES: CYCLE 105

The main difference in meaning between tshwerwe and bolaiwa is that in the case of infirmities with the latter they are of a more permanent and more painful nature.

CYCLE 106: WAIT FOR ME.M-1

nkadima

lend me

nkutlwa

hear me

nkênta

vaccinate me

nkisa

take me to

nkêmêla

wait for me

nkitse

know me

C-1

A: A o tla [nkaraba]?

B: Ee, ke tla go [araba].

A: O tla [nkaraba] leng?

B: Ka mosô.

C-2Ngaka: O a lwala.  
Ke tla go ênta.A: E he, O tla nkênta  
leng?

Ngaka: Jaanong jaana.

C-3A: [Susan], [Ann] oa go  
bitsa.

Susan: O nkisa kae?

What does she want me for?

A: Ga ke itse.

Susan: Ke e tla.

C-4

A: Lebentlêlê le kae?

B: Ke tla go isa,  
êma gole gonnye.I'll take you there. Wait  
a minute.

A: O tla nkisa lebentleleng?

Will you take me to the store?

B: Ee.

A: Tanki.

C-5

A & B: Greeting exchange

A: A o a nkitse?

B: Ee, ke a go itse mme  
ga ke tse leina la  
gago. A wena o a  
nkitse?

A: Ee, mma ke go itse sentle.  
O Moremi. A ga o ené?

Yes, I know you well. You are  
Moremi. Aren't you (him)?

B: Ruri o a nkitse. Ke  
Moremi. Wena, kana leina  
la gago ke mang?

Indeed you know me. I'm him  
Moremi. By the way, what's  
your name again?

M-2

ntshupa

point at me

ntshéba

slander me

ntshia

leave me

ntshuna

kiss me

C-6

A: Moremi o go seba mo  
go mookamedi.

Bill is slandering you to the  
director.

B: Oa ntshéba?

Is he slandering me?

A: Ee.

B: A re ke dira'ng?

What does he say I'm doing?

A: A re o gana go dira.

He says you refuse to work.

B: Go maswê ka gore ga se  
boammaaruri.

C-7

A: Susan, Mphô oa go  
sia.

Susan, Mpho is leaving you.



Susan: Oa ntshia.

Is she leaving me?

A: Ee, o a posong.

Susan: Mphô, nkemêia. Ke  
batia go ya le wêna  
kwa posong.

Mpho, wait for me. I want  
to go with you to the post  
office.

NOTES: CYCLE 106

In cycle 102 we saw that r becomes th and f becomes mp after the object concord 'me'. Here we see that a k is inserted before verb stems beginning with vowels and g becomes tsh.

CYCLE 107: WHEN WE FINISH EATING, WE RETURN TO CLASS.

To the teacher: Read aloud the following to the class, checking on their comprehension of this monologue by asking questions:

C-1

Malatsi otlhe John oa tsoga.  
Oa apara.

Every day John gets up. He  
He dresses.

O dumedisa ditsala tsa gagwê.

He greets his friends.

O ya dijong le bônê.

He goes to the dining hall  
with them.

Fa a fetsa go ja, o ya  
tuelaseng.

When he finishes eating, he  
goes to class.

Fa a tsêna kwa tuelaseng, o  
dumedisa tichêrê.

When he arrives at class, he  
greet the teacher.

O nna fatshe. Tichêrê o  
mo ruta Setswana.

He sits down, the teacher teaches  
him Setswana.

John o ithuta Setswana thata.

John studies Setswana very much.

O leka go bua Setswana le  
tichêrê.

He tries to speak Setswana with  
the teacher.

John le ditsala tsa gagwê ba  
ya dijong motshagare.

John and his friends go to the  
dining hall at noon.

Fa ba fetsa go ja, ba boêla  
kwa tuelaseng.

When they finish eating, they  
return to class.

Ba reetsa tichêrê, jalo a ba  
botse dipotsô.

They listen to the teacher,  
then he asks them questions.

Mme jalo sekolo se tswe.

Then school is out. (lit.: Then  
school goes out).

C-2

Each student should either memorize the following or develop his own resume of his daily activities.

Malatsi otlhe kea tsoga. Ke apara.

Ke dumedise ditsala tsa me.

Re ye dijong.

Fa re fetsa go ja, re tseye  
dibuka tsa rona.

Fa re tsêna kwa tlelaseng,  
re dumedise tichêrê.

Re nne fatshe. A re rute  
Setswana.

Re itse go bua Setswana.

Re se bua thata kwa sekolong.

Motshegare re ye dijong gapê.

Fa re fetsa go ja, re boele  
kwa tlelaseng.

Re reetse thutô ya tichêrê.

Mme jalo sekolo se tswe.

C-3

The following is an interview between a Motswana visitor to the training program and some of the students.

Motswana: A lo itse go bua Setswana?

S1: Ee, fêla ga re se itse sentlê.

Motswana: Lo se ithuta kae?

S2: Re se ithuta gônê mo.

We study it right here.

Motswana: Lo se ithuta leng?

S1: Motshegare mo tlelaseng.

During the day in class.

Motswana: Lo tsoga leng?

S2: Re tsoga phakêla ka 6:00.

Motswana: Fa lo sena go tsoga,  
lo dira eng?

S1: Rea apara. Re dumedise ditsala  
tsa rona.

S2: Re ya dijong.

Motswana: Fa lo fetsa go ja,  
lo dira eng?

S1: Fa re fetsa go ja, re  
tsaya dibuka. Re ya  
tlelaseng.

Motswana: Fa lo tsêna kwa  
tlelaseng, lo dira eng?

S2: Fa re tsêna kwa tlelaseng,  
re dumedisa tichêrê. Re  
nna fatshe.

S1: Jalo tichêrê a re rute  
Setswana.

Motswana: Motshegare lo dira  
eng?

At noon what do you do?

S1: Motshegare re ya dijong  
gapê.

Motswana: Fa lo tswa dijong, lo  
dira eng?

S2: Re boêla kwa tlelaseng.

S1: Fa re tsêna kwa tlelaseng,  
re rutiwa Setswana gapê,  
mme jalo sekolo se tswa.

When we arrive at class, we are  
taught Setswana again, then  
school lets out.

NOTES: CYCLE 107

Either the verbs ending in -a (C-1) or in -e (C-2) can be used  
to describe a sequence of habitual events.

CYCLE 108: HOW DOES THAT BEER TASTE?

Cycle 33, 54 should be revised first:

M-1

Mpha rulara ele.	Hand me that ruler.
Mpha mogala ole.	Hand me that rope.
Mpha masi ale.	Hand me that milk.
Mpha lerapô lole.	Hand me that bone.
Mpha sennanne sele.	Hand me that thing-a-mabob.
Mpha legare lele.	Hand me that razor blade.
Mpha bojalwa jole.	Hand me that beer.

M-2

Bojalwa jole bo ntse jang?	What is that beer like?
Dijô tsele di ntse jang?	What is that food like?
Logodu lole lo ntse jang?	What is that logodu like?
Nama ele e ntse jang?	What is that meat like?
Sehudi sele se ntse jang?	What is that duck like?
Legapu lele le ntse jang?	What is that watermelon like?

C-1

T: Nama ele e ntse jang?	What does that meat taste like?
S: E monate thata.	It's absolutely delicious.

C-2

Mma Mpo: Ke hutshe ya ga mang ele mo setilong?	Whose [hat] is that on the chair?
Mpo: Hutshe ele ga se ya me ke ya ga Sam.	That [hat's] not mine. It's Sam's.

C-2

A: A o utlwa modumô yo o tswang kwa?	Do you hear that noise (coming from over there)?
B: Ee ke a o utlwa. Ke eng?	Yes, I hear it. What is it?

A: Ga ke itse, mme ke bona  
gore ma peace corps a nale  
phathi kwa ga Jerry.

I don't know, but I think  
the Peace Corps Volunteers are  
having a party over at Jerry's  
place.

B: Ba dira'ng?

What are they doing?

A: Ke bona gore ba a bina.

I think they're dancing.

C-3

A: Ke thipa ya ga  
mang e?

Whose knife is that?

B: Ke ya me.

A: E nkadimê.

Can I borrow it?

B: O batla go dira'ng ka yonê?

What do you want to do with it?

A: Ke a go ja apolê e.

CYCLE 109: THERE ARE MANY HILLS AT MOGOBANE.

Use the appropriate picture.

C-1

Fa ke kwa Mogobane Irrigation Scheme. Se ke noka ya Ngotwane. A ke matlo a molemisi wa Mogobane. Ke matlo a mararo a dirantafolê. Fa thokô go na le ntlwana e e agilweng ka ditshipi. Gapê ke bona ditonki. Di bofagentswê. Ditlharenyana tsa ke masunyana. Go na le matlpanyana a mantsi gaufe le noka. Go na le kithaba tse dintsi kwa moragô ga Mogobane.

This is Mogobane Irrigation Scheme. This is the Notwane River. These are the houses of the Mogobane scheme demonstrator. Near by there is a lavatory made of corrugated iron. Again I see donkeys. They are tied together at the front feet. These small trees are Mimosa trees. There are many little stones near the river. There are many hills behind Mogobane.

E-1

Ask questions of the picture as in previous cycles.

M-1

Go na le dithaba tse dintsi kwa Mogobane.

There are many hills at Mogobane.

Go na le dintsi tse dintsi kwa Francistown.

There are many flies at Francistown.

Go na le batho ba bantsi kwa Serowê.

There are many people in Serowe.

Go na le metse e mentsi mo Botswana.

There are many villages in Botswana.

Go na le mebutla e mentsi kwa Lephêpê.

There are many rabbits in Lephêpê.

Go na le meraka e mentsi kwa Kgatleng.

There are many cattle posts in the Kgatleng District.

M-2  
Batho ga ba bantsi kwa Tsabong.

There aren't many people in Tsabong.

Dintsi ga di dintsi mariga mo Botswana.

There aren't many flies in Botswana in the winter.

Metsi ga a mantsi kwa Kgalagadi.

There isn't much water in the Kgalagadi.

Merape ga e mentsi mo Botswana.

There aren't many tribes in Botswana.

Bontshe ga ba bantsi mo Botswana.

There aren't many ostriches in Botswana.





CYCLE 110: YOU'LL FIND ME AT THE STORE.M-1

mpoma	cut my hair
mpapetla	crush me
mpotologa	go around me
mpata	accompany me

C-1

A: Tloga foo! Lejê leo le tla go papetla.	Get away from there! That stone will crush you.
B: Le tla mpapetla?	Will it crush me?
A: Ee, le tla go papetla tloga!	Yes, if you crush you, get away from there.
B: Ehe, go siame. Kea tloga.	Oh, okay. I'll get away.

C-2

A: Dumêla, Rich. O ya ke?
B: Ke ya kwa posong. Mpata.
A: Gosiame. O ya go dira'ng kwa posong?
B: Ke batla go foverêla tsala ya me kwa Ramotswa.
A: E, he.

M-2

mphêpa	feed me
mphitihêla	find me
mpa	give me
mpheta	surpass me

C-3

A: Mpha dilêkêrê.
B: Ga ke na dilêkêrê. Ke tla go fa madi.

A: O tla a mpha leng?  
Ke a batla gonê  
jaanong.

When will you give it (money)  
to me? I want it right away.

B: Go siame tsaya, ke a.

C-4

A: John, o ya kae?

John: Ke ya le tleleng.

A: Nkêmela, ke batla go  
ya le wena.

Wait for me, I want to go  
with you.

John: Ga ke go emele. Ke  
i:lhaganetse, mme o tla  
mphithêla.

I'm not waiting for you.  
I'm in a hurry, but you'll  
find me.

A: Ke tla go fitlhêla  
kae?

Where will I find you?

John: O tla mphithêla  
kwa le bentleleng.

You'll find me right at the store.

A: Go siame tsamaya. Ke  
tla go fitlhêla.

Okay. Go then. I'll find you.

C-5

A: O dira 'ng gonê Jaanong?

What are you doing right now?

B: Ke fa baeng.

I'm feeding the travellers.

A: O tla mpha leng?

When will you feed me?

B: Fa ke fetsa go fa  
baeng.

When I finish feeding the  
travellers.

CYCLE 111: DO YOU LIKE MUTTON MORE THAN BEEF?M-1

A o rata apolê go feta namune?	Do you like an apple more than an orange?
A o rata dilêkêrê go feta madi?	Do you like candy more than money?
A o rata reisi go feta ditapolê?	Do you like rice more than potatoes?
A o rata mosôkô go feta motôgô?	Do you like corn meal mush more than potatoes?
A o rata dibonkisi go feta dinawa?	Do you like peas more than beans?
A o rata "Palmolive"?	Do you like "Palmolive"?
Go feta "Sunlight"?	More than "Sunlight"?
A o rata Setswana go feta Sefora?	Do you like Setswana more than French?
A o rata merôgô go feta nama?	Do you like vegetables more than meat?

C-1

A: A o rata apolê go feta namune?

B: Ee, ke rata apolê go feta namune.

M-2

Ke rata namune go e feta.	I like an orange better than it.
Ke rata reisi go di feta.	I like rice better than them.
Ke rata dinawa go di feta.	I like peas better than them.
Ke rata Sesotho go se feta.	I like Sesotho better than it.

C-2

A: A o rata dinawa go feta dibonkisi?

B: Nywa ga ke rate dinawa go:lhe gotlhe. Ke rata dibonkisi go di feta.

I don't like beans at all.

M-3

Refer to objects in the classroom for the following:

- |                                       |   |
|---------------------------------------|---|
| Ke rata pênê e go feta ele.           | I like this pen better than that (one).     |
| Ke rata setulô se go feta sele.       | I like this chair better than that (one).   |
| Ke rata setshwantshô se go feta sele. | I like this picture better than that (one). |
| Ke rata jesi e go feta ele.           | I like this sweater better than that (one). |

C-3

A: A o rata setulô se go feta seo?

B: Ee, ke rata seo go feta se. I like this (one) better than that (one).

M-4

A kwa Amerika go tsididi go gaisa mo Botswana?

Is America colder than Botswana?

A kwa Amerika go molelô go gaisa mo Botswana?

Is America hotter than Botswana?

C-4

A: A kwa Amerika go tsididi go gaisa mo Botswana?

B: Ee, go tsididi go gaisa mo Botswana.

A: A go molelô go gaisa mo Botswana selemô?

Is it hotter (in America) than Botswana in the summer?

B: Ee, go molelô go gaisa mo Botswana selemô?

Yes, it is hotter (in American) than in Botswana in the summer?

M-5

A o rata nama ya nku?

Do you like mutton?

A o rata nama ya kgomo?

Do you like beef?

A o rata nama ya pitse?

Do you like horse meat?

A o rata nama ya podi?

Do you like goat's meat?

A o rata nama ya kgogo?

Do you like chicken?

A o rata nama ya kolobê?

Do you like pork?

C-5

A: A o rata nama ya nku go  
feta nama ya kgomo?

B: Ke di rata tsotlhe.

I like them both (lit.: all).

NOTES: CYCLE 111

Feta and gaisa can be used interchangeably in any of the sentences in this cycle.

CYCLE 112: THAT CHAIR IS YOURS, ISN'T IT?M-1

A ga o Bill?	Aren't you Bill?
A ga o ye sekolong gompieno?	Aren't you going to school today?
A ga o a tshwerwa ke tlala?	Aren't you hungry?
A setulô seo ke sa ga go?	Isn't that chair yours?

C-1

A: A ga o Bill?  
 B: Ee, ke Bill.

C-2

A: A ga o Bill?  
 B: Nyaa, ga ke Bill.  
 A: O mang?  
 B: Ke John.  
 A: E he.

C-3

A: A ga o ye sekolong  
 gompieno?  
 B: Nyaa ga ke ye sekolong.  
 A: O ya kae?  
 B: Ke ya toropong.  
 A: E he.

C-4

A: A ga wa tshwarwa ke tlala?  
 B: Ee, ke tshwerwe ke tlala thata.  
 A: A reyê go ja.  
 B: Ee, a reyê.

M-2

Ga ke re, ga o ye sekolong  
gompieno?

You are not going to school today, are you?

Ga ke re, ga o ye tirong  
gompieno?

You're not going to work today, are you?

Ga ke re, ga re ye go palama  
gompieno?

We're not going to ride today, are we?

C-5

A: Ga ke re, ga o ye  
sekolong gompieno?

You're not going to school  
today, are you?

B: Ee, ga ke ye.

No (lit.: yes), I'm not going.

C-6

A: Ga ke re, ga re ye go  
palama gompieno?

We aren't riding today, are we?

B: Nyaa, re a palama.

Yes (lit.: no), we are riding.

NOTES: CYCLE 112

When answering the negative questions of the "isn't that so?"-type (M-2), the Setswana usage differs from English. The Batswana answer as to the truth value of the underlying statement, whereas the English speaker answers as to the truth value of the "isn't it so?" portion.

Compare:

Mr. X to Bill: You're not Jim, are you? No

Mr. X to Bill: Ga o Jim, ga ke re? Ee

That is, an English speaker says 'no' to the 'are you' while the Setswana speaker says 'yes' to the 'I'm not Jim'.

CYCLE 113: SHAKAWÉ IS IN THE NORTH OF BOTSWANA.

Use map from cycle 8

M-1Kasane o kwa botsheka ga  
Botswana.

Kasane is in the north of Botswana.

Serowê o kwa botlhabatsatsi ga  
Botswana.

Serowe is in the east of Botswana.

Lobatse o kwa borwa ga Botswana.

Lobatse is in the south of Botswana.

Ghanzi o kwa bophirina ga  
Botswana.

Ghanzi is in the west of Botswana.

Rakops o fa gare ga Botswana.

Rakops is in the middle of Botswana.

M-2

Kasane o fa kae?

Where is [Kasane] located?

C-1

T: [Shakawé]

Where is Shakawé located?

S: O kwa botsheka ga  
Botswana.

It's in the [north] of Botswana.

M-3Swazing o kwa botlhabatsatsi ga  
Botswana.

Swaziland is to the east of Botswana.

Republic of South Africa o kwa  
borwa ga Botswana.Republic of South Africa is to the south  
of Botswana.South West Africa o kwa bophirima  
ga Botswana.Southwest Africa is to the west  
of Botswana.Rhodesia o ka botsheka ga  
Botswana.

Rhodesia is to the north of Botswana.





A: E he go siame. Ke tla go  
lebêlêla ka mosô.

Oh, okay. I'll expect you  
tomorrow then.

C-4

A: Ke batla go go botsa  
sengwe.

I want to ask you (something).

B: O batla go mpotsa'ng?

A: Ke batla go go botsa gore  
[kêrêkê] e tsêna leng.

I want to ask you when [church]  
begins.

B: E tsêna ka 11:00.

C-5

A: A o rekile kobô?

B: Ee.

A: Ke batla go e bôna.

B: Go siame ke tla e go  
bontsha.

A: O tla e mpontsha leng.

B: Fa re tsêna kwa lapeng.

When we arrive at home.

M-2

Ke botsa gore a ba tla mpitsa?

I'm asking if they will call me?

Ke botsa gore a ba tla mpolaya?

I'm asking if they will kill me?

Ke botsa gore a ba tla mpôna?

I'm asking if they will see me?

C-6

A: [Bill] le [John] ba batla  
go ya le wena [toropong].  
A o tla ya le bônê?

Will you go with them?

B: Ba ya leng?

A: Ka mosô.

B: Ee, ke batla go ya le bônê,  
mme ke batla go ba botsa  
sengwe.

Yes, I want to go with them,  
but I want to ask (something).

A: O ba botsa'ng?

B: Ke botsa gore a ba tla  
mpitsa fa ba tsamaya.

I'm asking if they will call  
me when they go.

A: Ee, ba tla go bitsa.

NOTES: CYCLE 114

The following is a summary of the changes that take place in the initial consonant of a verb stem when the object concord for the first person singular precedes it:

N + b becomes	(m)p	N + f becomes	(m)ph
N + l, d	(n)t	N + r	(n)th
N + s	(n)tsh	N + ʃ	(n)tʃh
N + g	(ng)kg	N + h	(ng)kh
N + w	(ng)kw		

CYCLE 115: WHO KNOWS YOU HERE?M-1

Ke mang yo o ithutang  
Setswana?

Who is learning Setswana? (lit.: It  
is who that is learning Setswana?)

Ke mang yo o ithutang  
Sefora?

Who is learning French?

Ke mang yo o ithutang  
Seburu?

Who is learning Afrikaans?

Ke mang yo o ithutang  
Sekgoa?

Who is learning English?

C-1

A: Ke mang yo o ithutang Setswana?

B: Ke John yo o ithutang Setswana.  
Or: Ke John.

C-2

A: Ke mang yo o ithutang Seburu?

B: Ga gona yo o ithutang Seburu.

M-2

Ke mang yo o tswang kwa toropong? Who is leaving town?

Ke mang yo o gôrôgang kwa  
toropong? Who is arriving at town?

Ke mang yo o nnang kwa  
toropong? Who is living in town?

Ke mang yo o yang kwa  
toropong? Who is going to town?

Ke mang yo o bérékang kwa  
toropong? Who is working in town?

C-3

A: Ke mang yo o tswang toropong?

B: Ke mookamedi.

M-3Teacher

O ithuta Setswana.

O béréku kwa ofising.

O bóna tichêrê.

O batla madi.

O bitsa John.

Response

Ke mang yo o ithutang Setswana.

Ke mang yo o bérékang kwa ofising?

Ke mang yo o bónang tichêrê?

Ke mang yo o batlang madi?

Ke mang yo o bitsang John?

C-4

A: A Ann o bitsa John?

B: Nyaa ga se Ann.

A: Ke mang yo o bitsang John?

B: Ke Susan.

M-4

Ke mang yo o go rutang?

Who is teaching you?

Ke mang yo o go itseng?

Who knows you?

Ke mang yo o go thusang?

Who is helping you?

C-5

A: O ithuta Setswana kae?

B: Kwa Sekolong.

A: Ke mang yo o se go rutang?

B: Ke Moruti.

C-6

A: Ke mang yo o go itseng mo.

B: Ga go na yo o nkitseng mo.

Nobody knows me here. (lit.:  
There is no person who knows  
me here.)

C-7

A: Ke mang yo o feelang ntio  
ya gago?

B: Ke morwadiakê.

It is my daughter.

C-8

A: O nna le mang?

B: Ke nna le motho yo o  
berêkang kwa posong.

I live with a person who is  
working at the Post Office.

M-5

Ke nna yo ke batlang koranta eo.

I'm the one who wants that newspaper.

Ke wena yo o batlang koranta eo.

You're the one who wants that newspaper.

Ke ênê yo o batlang koranta eo.

He's the one who wants that newspaper.

Ke rona ba re batlang koranta  
eo.

We're the ones who want that newspaper.

Ke lona ba lo batlang koranta  
eo.

You're the ones who want that newspaper.

Ke bonê ba ba batlang koranta  
eo.

They're the ones who want that newspaper.

CYCLE 116: THE BATSWANA DON'T HAVE T.V.M-1

Batswana ba na le matio a  
Sekgowa.

The Batswana have European houses.

Batswana ba na le dipatêlê.

The Batswana have hospitals.

Batswana ba na le dibaesekele.

The Batswana have bicycles.

Batswana ba na le mabentlele.

The Batswana have shops.

M-2

Gompieno Batswana ba na le eng?

What do the Batswana have now?

C-1

A: Gompieno batho ba Botswana  
ba na le eng?

B: Ba na le [diaparô tsa Sekgowa].

A: A o raya gore batho ba  
[apara disutu]?

B: Ee, ba a [di aparâ].

M-3

Gompieno Batswana ga ba na  
television.

Now the Batswana don't have T.V.

Gompieno Batswana ga ba na  
difofane.

They don't have airplanes.

Gompieno Batswana ga ba na  
meêpô.

They don't have mines.

Gompieno Batswana ga ba na  
difeketiri.

They don't have factories.

M-4

Gompieno Batswana ga ba na eng?

C-2

A: Gompieno Batswana ga ba na eng?

B: Gompieno Batswana ga ba na  
television.

- A: Ao! Ga ke dumele.  
 B: Ee, ga ba itse television.  
 Ke bua boammaanin.

M-5

- Bogologolo Batswana ba ne ba na le bogwêra. A long time ago the Batswana had initiation schools.  
 Bogologolo Batswana ba ne ba na le megopo. A long time ago the Batswana had wooden basins.  
 Bogologolo Batswana ba ne ba na le diroto. A long time ago the Batswana had baskets.  
 Bogologolo Batswana ba ne ba na le digai. A long time ago the Batswana had spears.

M-6

- Bogologolo Batswana ba ne ba na le eng? What did the Batswana have a long time ago?

C-3

- A: Bogologolo Batswana ba ne ba na le eng?  
 B: Ba ne ba na le dikolo tsa bogwêra.  
 A: A jaanong ga di yô?  
 B: Ee, jaanong ga ba na natsô.

C-4

- A: Batswana ba ne ba na le eng?  
 B: Ba ne ba na le digai.  
 C: Digai ke eng?  
 B: Ke marumô a batho ba Botswana.  
 A: A o di bonye?  
 B: Nyaa, ke badile mo bukeng fêla.



M-7

Pele ga Makgoa ba ne ba se na diradio.

Pele ga Makgoa ba ne ba se na Ambi Special.

Bogologolo ba ne ba se na "Lion lager".

Bogologolo ba ne ba se na chêlêtê.

Pele ga Makgoa ba ne ba se na dikara.

The Batswana didn't have radios before the white man.

They did not have Ambi Special before the white man.

They did not have "Lion lager" a long time ago.

They did not have money some years ago.

Before the white man came they had no cars.

M-8

Pele ga Makgoa ba ne ba se na eng?

Before the Europeans came what didn't the Batswana have?

C-5

A: Pele ga Makgoa ba ne ba se na eng?

B: Ba ne ba se na "Lion lager"?

C: Ba ne ba a nwa eng?

B: Ba ne ba a nwa bojalwa le khadi fela.

C: Wa re, bojalwa, bo ntse jang?

B: Ee, bo dirilwe ka mabêlê.

A: Khadi ke eng?

B: Ke bojalwa jwa dinotshe.

C-6

A: Bogologolo ba ne ba se na eng?

B: Bogologolo ba ne ba se na chêlêtê.

A: Ba ne ba rêka ka eng?

B: Ba ne ba réka ka mabêlé,  
le ka dikgomo.

A: A ko o mpolêlêlê a ba ne  
ba na le mabentlêlê?

B: Nnyaa.

M-9

Nakô e e tlang ba tla nna  
le T.V.

In future they will have T.V.

Nakô e e tlang ba tla nna  
le meépô.

In future they will have mines.

Nakô e e tlang ba tla nna  
le difeketiri.

In future they will have factories.

Nakô e e tlang ba tla  
nna le difofane tsa bôna.

In future they will have their own planes.

M-10

Nakô e e tlang ba tla nna  
le eng?

In the future they will have what?

C-7

A: Nakô e e tlang ba tla nna  
le eng?

B: Ba tla nna le television.

A: A o gopola gore ba tla e rata?

B: Ee, tota.

C-8

A: Nakô e e tlang ba tla  
nna le eng?

B: Ba tla nna le meépô e  
mentsi thata.

A: A ba na le gauta  
le kopore?

B: Ee, ga twe kopore e ntsi  
thata kwa Kasane.

A: Monna! Ke batla go ya teng.

M-11

Ga ba nke ba nna le  
makgabe.

They won't have makgabe.

Ga ba nke ba nna le bogwera.

They won't have initiation schools.

Ga ba nke ba nna le dilei.

They won't have sledges.

M-12

Ga ba nke ba nna le eng?

What won't they have?

C-9

A: Ga ba nke ba nna le eng?

B: Ga ba nke ba nna le dilei.

A: Ka gore'ng? John.

John: Ka gore di tla senya  
ditsela.

CYCLE 117: WHICH PICTURE AM I DESCRIBING?

To the teacher: Use any 5 pictures for this cycle. Select one of these, describe it in your own words, and then ask the students to indicate which picture has been describe .

C-1

T: Ke tla tihalosa Setshwantshô.

Fa ke fetsa lo mpolêlêlê gore a ke setshwantshô sa pele, sa bobedi, sa boraro, sa bonê, kana sa botlhano.

Ke tihalosa setshwantshô sefe?

Tihalosa setshwantshô ka bokhutshwane.

Ke tihalositse setshwantshô sefe?

S: Ke setshwantshô sa pele.

Repeat C-1 for each of the other pictures.

I'm going to describe a picture.

When I finish, tell me if it is the first picture, the second, the third, the fourth, or the fifth.

Which picture am I describing?

Describe the picture briefly.


Which picture have I described?

C-2

Ask questions at random about these five pictures, basing the questions on your descriptions. Before answering a question, the student should identify the picture.

S: Ke setshwantshô sa pele.

Or: Ke setshwantshô sa modisa.  
(answer to the question)



296



**BEST COPY AVAILABLE**



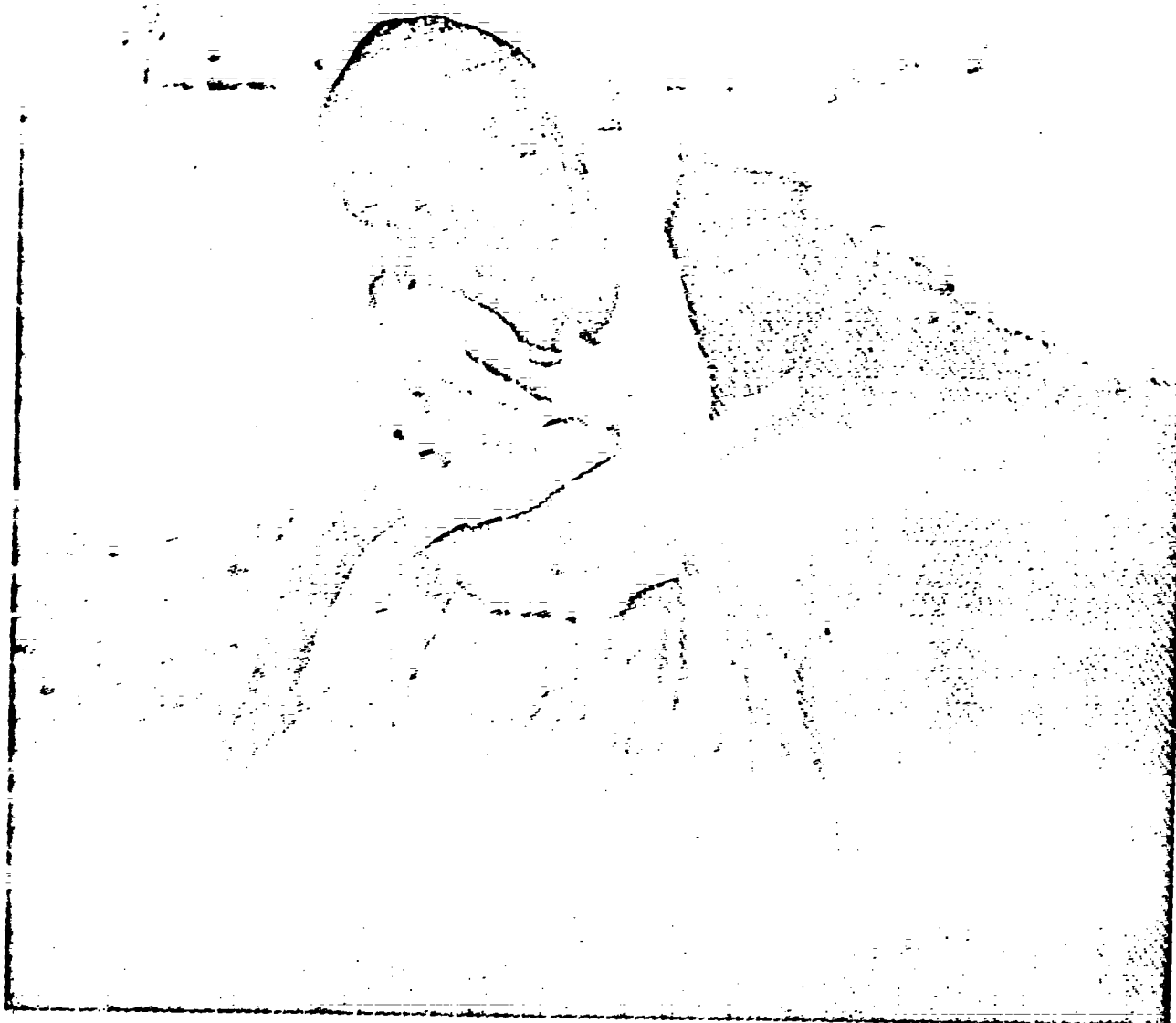

















CYCLE 118: I OUGHT TO GO NOW.M-1

O tshwanetse go ithuta Setswana.	You ought to study Setswana.
O tshwanetse go bêrêka thata.	You ought to work hard.
O tshwanetse go besa molelô.	You ought to make a fire.
O tshwanetse go dira kofi.	You ought to prepare coffee.
O tshwanetse go kwala.	You ought to write.
O tshwanetse go ntuêla.	You ought to pay me.

C-1

A: O tshwanetse go ithuta Setswana. A ga go a nna jalo?	You ought to study Setswana. Isn't it so?
B: Go ntse jalo.	It is so.

C-2

A: Besa Molelô.	
B: A ke tshwanetse go besa molelô?	Should I light the fire?
A: Ee, o tshwanetse go besa molelô.	

C-3

A: (Has been visiting with B, now wants to leave) Nakô e ile. Ke tshwanetse go tsamaya jaanong.	The time has gone. I must go now.
B: Go siame. Tsamaya sentlê.	

C-4

Nnêšê: Bôtlôlô ya gago e kae?	Where is your bottle?
A: Ga ke na bôtlôlô.	I don't have a bottle.
Nnêšê: O tshwanetse go tla le bôtlôlô nakô ngwe le ngwe fa o batla molemô.	You ought to bring a bottle everytime when you want medicine. Do you hear?

A: Ee, kea utlwa. Ke  
tlaa tla nayô.

Yes, I hear. I will bring it.

C-5

A: Ba re moruti wa ga  
Ken ga a rate go ruta.

They say Ken's teacher  
doesn't like to teach.

B: Ga go a nna jalo. O  
rata go ruta thata.

It is not that way. He likes  
to teach very much.

C-6

A: Go tsididi kwa ntlê, ga  
ke re?

It is cold outside, isn't it?

B: Ee, go ntse jalo.

It is so.

C-7

A: A o ithutile Setswana?

Have you studied Setswana?

B: Ee.

A: Ke gopola gore o dira sentlê,  
a ga go a nna jalo?

B: Ga ke se itse sentlê.

C-8

A: Ke bôna gore o tshwerwe  
ke tlala. A ga go a nna  
jalo?

B: Ee e ntshwerwe thata.

A: Dijô tsa gago di mo  
setofong.

Your food is here/there (present)  
on the stove.

B: Ke a itumêla.

C-9

A: Ba re moruti wa ga Ken ga  
a rate go ruta.

B: Ke utlwa jalo.

So I hear.



CYCLE 119: WHAT IS IT USED FOR?M-1

Letswai le dirisediwa go  
loka dijô.

Salt is used to season food.

Sukiri e dirisediwa go loka  
tee.

Sugar is used to sweeten tea.

Pepere e dirisediwa go loka  
dijô.

Pepper is used to season food.

C-1

T: Letswai le dirisediwa  
go dira'ng?

What is salt used for?

S: Go loka dijô.

C-2

T: Sesepa ga se dirisediwe  
go loka dijô.  
Dijô di lokwa ka'ng?

Soap isn't used to season  
food.  
What is food seasoned with?

S: Dijô di lokwa ka  
letswai.

Food is seasoned with salt.

M-2

Sejana se dirisediwa go  
tshêla mmidi.

A basin is used to hold/contain corn.

Sejana se dirisediwa go  
tshwara dijô.

A dish is used to hold food.

Tlatlana e dirisediwa go  
tsenya bupe.

A mat is used to hold flour.

Galase e dirisediwa go  
tsenya metsi.

A glass is used to hold water.

C-3

T: Sejana se dirisediwa go  
dira'ng?

S: Go tshêla mmidi.

C-4

T: Kgetsana ga e dirisediwe  
go tsenya bupe.

A purse isn't used to store flour.

Bupe ho tshêlwa kae?

Flour is stored in what?

S: Bupe bo tshêlwa mo  
tlatlaneng.

Flour is kept in a basket.

M-3

Majê a dirisediwa go aga  
matlo.

Stones are used to build houses.

Makwete a dirisediwa go aga  
matlo.

Earth is used to build houses.

Setena se dirisediwa go aga  
matlo.

Brick is used to build houses.

Bojang bo dirisediwa go aga  
matlo.

Grass is used to build houses.

C-5

T: Majê a dirisediwa go dira'ng?  
Go aga matlo.

M-4

Bupe bo dirisediwa go dira  
borôthô.

Flour is used to make bread.

Nkgô e dirisediwa go ga  
metsi.

A water pot is used to draw water.

Tshilô e dirisediwa go sila  
mabêlê.

A millstone is used to grind sorghum.

Sesepa se dirisediwa go  
tlhatswa diaparô.

Soap is used to wash clothes.

Setofo se dirisediwa go apaya  
dijo.

A stove is used to cook food.

Dikgong di dirisediwa go  
besa molelô.

Firewood is used to make a fire.

Setêmpê se dirisediwa  
go têmpa lokwalô.

A stamp is used to stamp a letter.

C-6

T: Dikgong di dirisediwa go  
dira'ng?

S: Go besa molelô.

C-7

S: Ga ke itse lefoko le,  
"mokgôpha".  
O dirisediwa go dira eng?

I don't know this word, "aloe".  
What is it used for?

T: "Mokgôpha" o dirisiwa thata  
ke Basotho, ba dira dikgong  
ka ôné, mme gapê ba dira  
ditulô ka ôné.

The aloe is used a great deal  
by the Basotho, they make  
firewood with it, and they  
also make chairs with it.

NOTES: CYCLE 119

If a go phrase 'to.....' follows the word  
dirisediwa is used, if a noun object follows, then dirisiwa is used.

CYCLE 120: DON'T CALL US.....M-1

<u>Teacher</u>	<u>Response</u>	
Kwala ka p̂enŝel̂ê.	O se ka wa kwala ka p̂enŝel̂ê.	You shouldn't write with a pencil.
Tlisa kofi.	O se ka wa tlisa kofi.	You shouldn't bring coffee.
Nwa maši.	O se ka wa nwa maši.	You shouldn't drink milk.
Tsaya bogôbê.	O se ka wa tsaya bogôbê.	You shouldn't take porridge.
Baya nama fa.	O se ka wa baya nama fa.	You shouldn't put the meat here.
Reetsa Moruti.	O se ka wa reetsa moruti.	You shouldn't listen to the preacher.
Botsa Susan.	O se ka wa botsa Susan.	You shouldn't ask Susan.
Bitsa Ann.	O se ka wa bitsa Ann.	You shouldn't call Ann.
Bua le Mphô.	O se ka wa bua le Mphô.	You shouldn't speak with Mpho.
Fêela ntlo.	O se ka wa fêela ntlo.	You shouldn't sweep the house.

C-1

T: O kwala ka'ng John?

John: Ka p̂enŝel̂ê.

T: O se ka wa kwala ka p̂enŝel̂ê, kwala ka p̂enê.

You shouldn't write with a pencil. Write with a pen.

C-2

A: O nwa'ng?

B: Ke nwa kofi.

A: A o rata kofi go feta tee?

Do you like coffee better than tea?

B: Nyaa ke rata tee, go feta kofi.

No, I like tea better.

A: O seka wa nwa kofi hê.  
Tee e teng.  
Ke e.

Don't drink coffee then. There is tea.  
Here it is.

C-3

A: O ya kae?

B: Ke ya lebentleleng.

A: O se ka wa ntshiya, le nna.  
Ke ya teng.

You shouldn't leave, I'm also going there.

B: Itihaganêlê.

Hurry.

C-4

A: Ke kopa go ya Lobatsê.

I'm asking (permission) to go to Lobatsi.

Mookamedi: O batla go ya leng Lobatsê?

A: Ka mosô.

Mookamedi: O se ka wa ya ka mosô. O tla ya ka mosô o mongwe.  
Ka mosô re na le tirô e ntsi.

Don't go tomorrow. You will go later. Tomorrow we have a lot of work.

A: Go siame. Ke tla ya ka mosô.

M-2

Teacher

Response

Mo fê dijô.

O se ka wa mo fa dijô.

You shouldn't give him food.

Re fê madi.

O se ka wa re fa madi.

You shouldn't give us money.

Re fê dilêkêrê.

O se ka wa re fa dilêkêrê.

You shouldn't give us candy.

Mpitsê.

O se ka wa mpitsa.

You shouldn't call me.

Re bitsê.

O se ka wa re bitsa.

You shouldn't call us.

Ntuêla.

O se ka wa ntuêla.

You shouldn't pay me.

E tsêyê.

O se ka wa e tsaya.

You shouldn't take it.

E bêyê mo setulong.

O se ka wa e baya mo setulong.

You shouldn't put it on the chair.

C-5

A: Ke tsaya lokwalô lo.

I'm taking this book.

B: Nyaa o se ka wa lo  
tsaya ke batla golo bala.No, don't take it. I want to read  
it.C-6

A: Baki ya ga go e kae?

Where is your jacket?

B: Ke e. Ke e beile fa  
fatshe.

Here it is. I put it down.

A: O se ka wa e baya fa  
fatshe. E bÿÿÿ mo setulong.Don't put it down. Put it on the  
chair.M-3

Feela jaana.

Sweep like this/ this way.

Tansa jaana.

Dance like this.

Opela jaana.

Sing like this.

Sila jaana.

Grind like this.

Dira jaana.

Do like this.

Nna jaana.

Sit like this.

Apara jaana.

Dress (trousers) like this.

Ema jaana.

Stand like this.

Ja jaana.

Eat like this.

Rwala nkgô jaana.

Carry a pot (on the head) like this.

Apara kobô jaana.

Wear a blanket like this.

Tshwara molamu jaana.

Grasp a stick like this.

C-7A: O se ka wa feela jalo,  
Bill.  
Feela jaana. (Demonstration  
follows)Don't sweep that way.  
Sweep like this.

B: Go siame.

NOTES: CYCLE 120

The 'shouldn't' paradigm is as follows:

1. sg. Kē se ka kā .....

2. sg. O se ka wa.....

3. sg. A se ka a .....

1. pl. Re se ka ra.....

2. pl. Lo se ka lwa.....

3. pl. Ba se ka ba.....

CYCLE 121: HE KNOWS EVERYONE.M-1

O itse mongwe le mongwe.	He knows everyone.
O ya gongwe le gongwe.	He goes everywhere.
O ja sengwe le sengwe.	He eats everything.
O feta nakô le nakô.	He walks by all the time.

M-2

O ka tsamaya nakô le nakô.	You can travel all the time.
O ka tsamaya gongwe le gongwe.	You can travel everywhere.
O ka tsamaya le mongwe le mongwe.	You can travel with everyone.
O ka tsaya sengwe le sengwe.	You can take along everything.

C-1

Mr. Tipton: Tsaya sekete sa diranta ke se. O ka ya gongwe le gongwe. O ka dira sengwe le sengwe. O ka tsamaya nakô ngwe le ngwe.	Here's a million rand. You can go anywhere you like now. You can do anything. You can go anytime you want.
--	--

Mr. Smith: A! Ga ke dumele!	Wow! I don't believe it!
-----------------------------	--------------------------

C-2

A: A o bôna monna yole?	Do you see that man over there?
B: Ee, ke mang?	Yes, who is he?
A: Ke Mokwaledi yo mogolo. O itse mongwe le mongwe mo Botswana.	He's the Permanent Secretary. He knows everybody in Botswana.

C-3

A: A o itse Irene Wilson?	Do you know Irene Wilson?
B: Ee, o bala nakô le nakô. Ke bôna gore ga a dire sepê.	Yes. Everytime (I see her) she's reading. I don't think she works at all.



CYCLE 122: MY WORK IS NURSING.M-1

Tirô ya me ke bongaka.

My work is "doctoring".

Tirô ya me ke bonnésê.

My work is nursing.

Tirô ya me ke bopodisi.

My work is "policing".

Tirô ya me ke bolemi.

My work is agriculture/farming.

Tirô ya me ke botitshêrê.

My work is teaching.

Tirô ya me ke boruti.

My work is the ministry.

C-1

A: O dira'ng?

What do you do?

B: Nna?

A: Ee.

B: Tirô ya me ke bongaka.

C-2

A: A o rata bomnésê?

B: Nyaa, bonnésê ga ke bo rate thata.

A: O rata'ng thata?

B: Ke rata bongaka go bo feta.

I like "doctoring" better than it.

C-3

A: Tirô ya ga go ke eng?

B: Ke lepodisi.

A: O rata bopodisi thata?

B: Nyaa ga ke bo rate thata.  
Ke rata bolemi go feta bopodisi.

C-4

A: A o tsêna sekolo sa boruti?

Are you attending theological school?

B: Ga ke tsene sekolo sa boruti, ke tsêna sa bolemi.

I'm not attending theological school, I'm attending the agricultural school.

M-2

Ke sekai sa bonna.

He is the epitomy of manliness.

Ke sekai sa bosadi.

She is the epitomy of femininity.

Ke sekai sa bogodu.

He is the epitomy of thievery.

Ke sekai sa bogatlapa.

He is the epitomy of cowardice.

Ke sekai sa botsheoakga.

He is the epitomy of laziness.

NOTES: CYCLE 122

By placing the noun stem in class 7, many nouns can be made abstract.

CYCLE 123: SHOULD I SHUT THE DOOR?M-1

- A ke tswalé kgôgô? Should/may I close the door?  
 A ke tswalé lekwalô? Should/may I seal the letter?  
 A ke tswalé kgetsana. Should/may I shut the purse?

C-1

- A: Go tsididi. Ke tswalé kgôrô? It is cold. May I shut the door.  
 B: Ee, tswala.

M-2

- A ke mo rutê? Should/may I teach him?  
 A ke mo thusê? Should/may I help him?  
 A ke mo romê? Should/may I send him?  
 A ke mo latê? Should/may I pick him up?

C-2

- T: John o kae?  
 Susan: O kwa lebaleng. He is at the playground.  
 A ke mo latê? Should I fetch him?  
 T: Ee, mo latê.

M-3

- A ke yê kwa dijong? May I go to the dining hall?  
 A ke yê kwa sedibeng? May I go to the well?  
 A ke yê kwa kgosing? May I go to the (place of the) chief?

C-3

- A: Ke yê kwa dijong? May I go to the dining hall?  
 B: O feditse go bêrêka? Have you finished working?

A: Ee, ke feditse.

B: Go siame. Tsamaya.

C-4

A: Re yê kwa sedibeng?

May we go to the well?

B: Lo batla go ya jaanong  
jaana?

Do you want to go right  
away?

A: Ee.

B: Go siame. A re tsamayeng.

C-5

A: A ke kgweetse koloi e?

May I drive this car?

B: Nyaa, o se ka wa e  
kgweetsa.

No, don't drive it.

C-6

A: Ke tsêyê buka e?

May I take this book?

B: O e isa kae?

What are you going to do with it?

A: Ke batla go e bala.

B: Ee, e tsêyê.

Yes, take it.

C-7

A: Ke bêê baki e kae?

Where should I put this coat?

B: E bêê mo setulong.

CYCLE 124: GERTRUDE IS FAT.M-1

Draw pictures on the board like those on the next page to demonstrate the meaning of these new words.

Gertrude o mokima.	Gertrude is fat.
Joan o mosesane.	Joan is thin.
Debbie o monnye.	Debbie is young.
Bertha o motona.	Bertha is old.
Joan o mokhutshwane.	Joan is short.
Sally o moleele.	Sally is tall.
Nancy o moleelelelele.	Nancy is very tall.
Gloria o mokimakima.	Gloria is very fat.
Lola o montlê.	Lola is pretty.
Susan o mokgaraga.	Susan is stout.

C-1

T: [Gertrude] o ntse jang?	How is Gertrude?
S: O [mokima].	She's fat.

M-2

Joan, Mary, Sally, le Nancy ba basesane.	Joan, Mary, Sally, and Nancy are thin.
Botihe kwa ntlê ga Debbie ba batona.	Everyone but Debbie is an adult.
Gertrude, Gloria, le Susan ba bakima.	Gertrude, Gloria, and Susan are fat.
Nancy le Susan ba baleele.	Nancy and Susan are tall.
Debbie le Joan la bakhutshwane.	Debbie and Joan are short.

M-3


Gertrude ke mosetsane yo mokima.	Gertrude is the fat girl.
Mary ke mosetsana yo mosesane.	Mary is the thin girl.
Joan ke mosetsana yo mokhutshwane. Sally ke mosetsana yo moleele.	Joan is the short girl. Sally is the tall girl.

Susan ke mosetsana yo mokgaraga. Susan is the stout girl.

NOTES: CYCLE 124

In this cycle two types of sentences are taught. In M-1 and M-2 predicate adjectives are taught. They consist of the adjective stem plus a noun class prefix marker in agreement with the noun they modify.

The second type of sentence is the 'true' adjective (M-3). The construction is really that of a relative clause (see cycles 101 and 115). For example, "Gertrude is the fat girl" is perhaps better translated-- "Gertrude is the girl who is fat".



JOAN


MARY

SALLY

NANCY

DEBBIE

BERTHA



GERTRUDE

GLORIA

SUSAN

LOLA

CYCLE 125: DO YOU WANT ME TO SHUT THE DOOR?M-1TeacherResponse

Tswala lebati.

A o batla gore ke tswalê lebati?

Do you want me to shut the door?

Mmitsê.

A o batla gore ke mmitsê?

Do you want me to call him?

Kgweetsa koloï e.

A o batla gore ke kgweetse koloï e?

Do you want me to drive this car?

Tsaya buka e.

A o batla gore ke tsêê buka e?

Do you want me to take this book?

C-1

A: Ke tswala lebati?

B: Wa re'ng.

A: Ka re, a o batla gore ke tswalê lebati.

I said do you want me to (shut the door)?

B: Ee, tswala.

C-2

A: [John] o kae?

B: O kwa ofising. Ke mmitsê?

A: Wa re'ng?

B: Ka re, a o batla gore ke mmitsê.

A: Nnya mo tlogêlê. O se ka wa mmitsa.

No, leave him alone. Don't call him.

M-2

Ke batla gore o thusê [John].

I want you to help [John].

Ke batla gore o yê go tsaya [John].

I want you to fetch [John].

Ke batla gore a bitsê [John].

I want you to call [John].



Ke batla gore o duêlê [John]. I want you to pay [John].  
 Ke batla gore o betsê [John]. I want you to beat [John].

C-3

A: Ke batla gore o [thusê]  
 [John].  
 B: O batla gore ke [thusê]  
 [John].  
 A: Ee, jaanong.  
 B: Go siame, ke tla mo  
 [thusa].

C-4

A: O batla gore ke dire'ng? What do you want me to do?  
 B: Ke batla gore o [bitsê]  
 [John].

M-3

O batla gore ke go êtêlê leng? When do you want me to call on you?  
 O batla gore ke go thusê leng? When do you want me to help you?  
 O batla gore ke go bitsê leng? When do you want me to call you?  
 O batla gore ke go duêlê leng? When do you want me to pay you?

C-5

A: O batla gore ke go êtêlê  
 leng?  
 B: Ke batla gore o [tlê]  
 [ka Sôntaga]. I want to (come) on (Sunday).

C-6

A: O tla nkêtêla leng? When will you visit me?  
 B: Ga ke itse. O batla gore  
 ke go êtêlê leng? I don't know. When do you want  
 me to visit you?  
 A: Ke batla gore o tlê  
 [ka Sôntaga]. I want you to come (on Sunday).  
 B: Ôô, go siame. Ke  
 tlaatia.

A: O tlaatla ka nakô mang?

B: Ke tlaaleka go tla ka 12:00.

A: Go siame hê. Ke tla go  
lebêlêla.

Okay, then. I will expect you.

C-7

S<sub>1</sub>: A o itse go bala ka  
Setswana?

Do you know how to count in  
Setswana?

S<sub>2</sub>: Ee kea itse. A le wêna?

Yes, I know. And you?

S<sub>2</sub>: O batla gore ke go rutê?

Do you want me to teach you?

S<sub>1</sub>: Ee, ke batla gore o nthutê.

Yes, I want you to teach me.

S<sub>2</sub>: Go siame. Ke tlaa go ruta.

Okay. Come, I will teach you.

C-8

A: A o ko o nthusê.

B: O batla gore ke go thuse ka'ng?  
Or: Ke go thusê ka'ng?

A: O nkadimê madi.

That you lend me (money).

CYCLE 126: I'M NOT GOING TO TEACH.M-1

Ga ke ye go rêka motsoko.	I'm not going to buy tobacco.
Ga ke ye go tsaya molemô.	I'm not going to fetch medicine.
Ga ke ye go ruta Setswana.	I'm not going to teach Setswana.
Ga ke ye go ga metsi.	I'm not going to draw water.

C-1

A: A o ya go [ga metsi]?	Are you going (to draw water)?
B: Nnyaa, ga ke ye go [ga metsi].	

C-2

A: O ya lebentleleng?
B: Ee.
A: O ya go rêka motsoko?
B: Nnyaa, ga ke ye go rêka motsoko.
A: O ya go rêkang?
B: Ga ke ye go rêka sêpê.

C-3

A: A o ya go tsaya molemô kwa ngakeng?
B: Nnyaa, ga ke ye go tsaya molemô.
A: O ya go dira 'ng?
B: Ke batla go bua le ngaka fêla.

C-4

A: A o ya go ruta kwa Botswana?	
B: Nyaa ga ke ye go ruta.	
A: O ya go dirang?	
B: Ke ya go dira kwa sepateleng.	I will work at the hospital.

M-2

Tôta wa reng?

What are you saying?!!

Tôta o dirang?

What are you doing?!!

Tôta molato ke eng?

What's wrong?!!

Tôta o gorogile leng?

When did you arrive?

Tôta o tsamaya le mang?

With whom are you going?!!

C-5

(B bumping into A)

A: (Tota) o dira'ng monna?

What are you doing, mzn?!!

B: Insthwarêlê, morwarrê.

Excuse me brother.

A: Go siame.

C-6

A: Fa ke gôrôga kwa Botswana,  
ke tla rêka pitse, ke e jesê,  
ke e palamê, ke e solê.

When I arrive in Botswana, I  
will buy a horse, I will ride,  
I will groom him.

(Boasting on the part of A)

B: Tota wa re'ng?

What are you saying?!! (A  
comment rather than a question)

A: Ke a go bolêlêla.

I'm telling it (for you).

CYCLE 127: BE QUIET SO WE CAN HEAR.M-1

Mpha pênê gore ke kwalê.

Give me a pen so that I can write.

Mpha kôranta gore ke balê.

Give me a newspaper so that I can read.

Mpha kobô gore ke aparê.

Give me a blanket so that I can dress.

Mpha madi gore ke rêkê dijo.

Give me money so that I can buy food.

Mpha letswai gore ke lokê nama.

Give me salt so that I can season the meat.

Mpha setêmpê gore ke têmpê le kwalô.

Give me the stamp so that I can stamp the letter.

Mpha dikgong gore ke bese molelô.

Give me firewood so that I can light a fire.

Mpha êmêrê gore ke gê metsi.

Give me a bucket so that I can draw water.

Mpha hutshe gore ke e rwalê.

Give me a hat so that I can put it on.

Mpha nkgô gore ke lekê go e rwala.

Give me a water pot so that I can try to carry it on my head.

C-1

A: Mpha kobô gore ke aparê.

B: Tsaya, ke e.

C-2

A: A o rekile nama?

B: Nyaa, mpha madi gore ke e rekê.

A: E ja bokae?  
A e turu?

How much is it? Is it expensive?

B: Nyaa, e chipi.

M-2

Didimala re utlwê.

Be quiet so that we can hear.

Didimala re ithutê.

Be quiet so that we can study.

Didimala re ôpêlê.

Be quiet so that we can sing.

C-3A: Didimala re utlwê ke mang  
yo o bitsang?Be quiet so that we can hear  
who is calling?

B: Ke John.

A: O bitsa mang?

B: O bitsa Susan.

M-3

Tswa mo kgorong ke tsênê.

Get out of the doorway so I can come in.

Bula kgôrô, ke tsênê.

Open the doorway so that I can come in.

C-4

A: Tswa mo kgorong, ke tsênê.

B: O batla 'ng?

A: Ke tsile go tsaya buka ya me. I'm coming to get my book.

B: (Gets out of the doorway)

C-5

A: (To B who is inside a closed door)  
Ke mang yoo tswetseng kgôrô? Who has shut the door?

B: Ke Susan.

A: Susan, bula ke tsênê.  
Susan, open up so that I can come in.

C-6

A: Ke batla go tsamaya.

B: Ke ya le wêna. Éma  
re tsamayê. I'm going with you. Stand, so we can go.

A: Ntshwarê, ke êmê.  
Give me a hand, so I can stand.

C-7

A: A dijô di siame?  
Is the food ready?

B: Ee.

A: Re fê hê, re jê.  
Give us (some) then, so that we can eat.

C-8

Susan: Ke batla go palama pitse e.

Bill: Ee, e palamê.

Susan: E tshwarê, ke palamê.

hold it, so that I can mount.

Bill: Ke e tshware palama.

I'm holding it, mount.

CYCLE 128: ARE YOU MARRIED?M-1

John o tlaa nyala leng?

When will John marry? (lit.: When will John take (a wife)?)

John o tlaa gorosa leng?

When will John marry?

John o tlaa tsaya leng?

When will John marry?

M-2

Ann o tlaa nyalwa leng?

When will Ann marry? (lit.: When will Ann be taken?)

Ann o tlaa goroswa leng?

When will Ann marry?

Ann o tlaa tsêwa leng?

When will Ann marry?

M-3

John, a o tsere?

John, are you married? (lit.: Have you taken (a wife)?)

John, a o nyetse?

John, are you married?

John, a o gorositse?

John, are you married?

M-4

Ann, a o tserwe?

Ann, are you married? (lit.: Have you been taken (as a wife)?)

Ann, a o nyetswe?

Ann, are you married?

Ann, a o gorositswe?

Ann, are married?

M-5

Ee, ke tsere.

Yes, I'm married.

Nyaa, ga ke a tsâya.

No, I'm not married.

Ee, ke tserwe.

Yes, I'm married.

Nyaa, ga ke a tsêwa.

No, I'm not married.

C-1

A: O tserwe ieng?

When did you get married?

B: Ka [June] ngôgôla.

Last June.



C-2

A: John, o tlaa nyala  
leng? Marsha o go rata  
thata.

B: Ke a itse, mme fêla nna,  
ke rata Betty go feta  
Marsha.

John, when are you getting  
married? Marsha loves you very  
much.

I know, but I love Betty more  
than Marsha.

CYCLE 129: I SEE A WOMAN WHO IS CARRYING A CHILD ON HER BACKM-1

<u>Teacher</u>	<u>Response</u>	
Ke John. John o ithuta Setswana.	Ke John yo o ithutang Setswana.	It is John who is studying Setswana.
Ke Phiri. Phiri o ithuta Sekgoa.	Ke Phiri yo o ithutang Sekgoa.	It is Phiri who is studying English.
Ke motho. Motho o ithuta Sefora.	Ke motho yo o ithutang Sefora.	It is a person who is studying French.
Ke Bill. Bill o nna kwa Serowê.	Je Bill yo o nnang Serowê.	It is Bill who is living in Leribe.
Ke m <sup>ê</sup> sê. N <sup>ê</sup> sê e ya toropong.	Ke m <sup>ê</sup> sê yo o yang toropong.	It is the nurse who is going to town.
Ke Ann. Ann o b <sup>ê</sup> rêka kwa sepateleng.	Ke Ann yo o b <sup>ê</sup> rêkang kwa sepateleng.	It is Ann who is working at the hospital.
Ke mosadi. Mosadi o sila mmidi.	Ke mosadi yo o siland mmidi.	There is a woman who is grinding corn.
Ke monna. Monna o ya pitsong.	Ke monna yo o yang pitsong.	There is a man who is going to a pitsong (an outdoor meeting).
Ke Din <sup>ê</sup> o. Din <sup>ê</sup> o o apere kobô.	Ke Din <sup>ê</sup> o yo o aperang kobô.	It is Dineo who is wearing a blanket.
Ke rr <sup>ê</sup> . Rr <sup>ê</sup> o palame pitse.	Ke rr <sup>ê</sup> yo o palameng.	It is my father who is mounted on a horse.
Ke mosadi. Mosadi o b <sup>ê</sup> rêka le mm <sup>ê</sup> .	Ke mosadi yo o b <sup>ê</sup> rêkang le mm <sup>ê</sup> .	She's the woman who works with my mother.
Ke Tankisô. Tankisô o tswa ngakeng.	Ke Tankisô yo o tswang ngakeng.	It is Tankiso who is coming from the doctor's place.

C-1

- A: A ke (Susan) yo o b<sup>ê</sup>rêkang kwa  
sepateleng?
- B: Nyaa, ke (Ann) yo o b<sup>ê</sup>rêkang kwa  
sepateleng?  
Ga se (Susan):

C-2

A: Ke mang ho o [apereng kobô]?  
Ke [Mamelelô]?

B: Nyaa, ke [Dinêô] yo o [apereng kobô].  
[Mamelelo o apere jase].

C-3

A: O ya le mang toropong?

B: Ke ya le [mosadi] yo o bêrêkang le [ummê].

C-4

A: Ke [Tankisô] yo o [tswang ngakeng]?

B: Nyaa, ke nna yo o [tswang ngakeng].

A: Tankisô ênê [o tswa] kae?

B: Ke bôna gore o [tswa lebentleleng].

M-2

Use pictures for the following:

<u>Teacher</u>	<u>Response</u>	
Ke bôna mosadi. Mosadi o sila mmidi.	Ke bôna mosadi yo o silang mmidi.	I see a woman who is grinding corn.
Ke bôna mosadi. Mosadi o belegi ngwana.	Ke bôna mosadi yo o belegeng ngwana.	I see a woman who is carrying a child.
Ke bôna modisa. Modisa o palame tonki.	Ke bôna modisa yo o palameng tonki.	I see a herdboy who is mounted on a donkey.
Ke bôna modisa. Modisa o tshwere molamu.	Ke bôna modisa yo o tshwereng molamu.	I see a herdboy who is holding a stick.
Ke bôna monna. Monna o tshwere bolamu.	Ke bôna monna yo o tshwereng bolamu.	I see a man who is holding a stick.
Ke bôna mosadi. Mosadi o rwele tukwi.	Ke bôna mosadi yo o rweleng tukwi.	I see a woman who is wearing a headscarf.
Ke bôna mosadi. Mosadi o rwele nkgwana.	Ke bôna mosadi yo o rweleng nkgwana.	I see a woman who is carrying a waterpot.
Ke bôna mosadi. Mosadi o tlamile ngwana ka kobô.	Ke bôna mosadi yo o tlamileng ngwana ka kobô.	I see a woman who has tied the baby with a blanket (on her back).

C-5

A: Mo setshwantshong se o  
bôna 'ng?

B: Mo setshwantshong se ke  
bôna [mosadi] yo o [silang  
mmidi].

C-6

A: O bôna motho yo o dira 'ng mo?

B: Ke bôna [modisa] yo o [palameng  
tonki].

CYCLE 130: I CAME BY PLANE

- S: Tlhalosa gore o tsile  
jang mono.
- T: Ke tsile ka sefofane.  
Ke se palame kwa Lobatsê.  
Sa leba Gauteng.  
Fa re tsêna kwa Gauteng ra  
palama BOAC.  
Ra leba Kinshasa, Congo.  
Fa re tloga Kinshasa, ra  
tsêna Lagos, Nigeria.  
Fa re tloga teng, ra êma  
Accra, Ghana.  
Fa re tloga Accra, ra tsêna  
Monrovia, ra tsêna Dakar, ra  
bo re goroga mo New York.  
Fa re gôrôga mo New York, ra  
itapolosa malatsi a lê mararo.  
Ra êtêla mafelô a mantsi.  
Ra bôna dîlô tse dintsi.  
Ra bôna meagô e me telele.  
Ra bôna marogô a mantsi.  
Ra bôna gapê le dikoloi tse  
dintsi.  
Ra êtêla "United Nations",  
nne ra bôna dikagô tse  
dintlê.  
Re tlogile mo New York moragô  
ga malatsi a mararo.  
Re tlogile gapê ka sefofane.  
Fa re tlhoga teng, ra tsêna  
kwa Chicago.
- Please explain how you came here.
- I came by airplane.  
I boarded it in Lobatse.  
It headed for Johannesburg.  
When we got to Johannesburg, we boarded  
(a plane of) BOAC.  
We headed for Kinshasa, Congo.  
When we left Kinshasa, we arrived at  
Lagos, Nigeria.  
When we left there, we stopped in Accra,  
Ghana.  
When we left Accra, we arrived at  
Monrovia, we arrived at Dakar, and we  
came and arrived in New York.  
When we arrived in New York, we stayed  
(rested) in a hotel for three days.  
We visited many places.  
We saw many things.  
We saw tall buildings.  
We saw many bridges.  
Also we saw many cars.  
We visited the United Nations, and we  
saw a nice building.  
We left New York three days later.  
We left there by airplane also.  
When we left there, we arrived in Chicago.

Fa re tloga Chicago, ra tsêna  
kwa Los Angeles.

When we left Chicago, we arrived in  
Los Angeles.

Fa re tloga mo Los Angeles ra  
ya ra tsêna mono San Diego.

When we left Los Angeles, we came and  
arrived in San Diego.

NOTES: CYCLE 130

When describing a series of past actions, the first verb in the sequence may be in any of the past tenses; the remainder are always in the past subjunctive (with the stem rêka 'to buy'):

1st	ka rêka	ra rêka
2nd	wa rêka	lwa rêka
3rd	a rêka	ba rêka
	etc.	etc.

CYCLE 131: "TSHILO" IS A STONE WHICH IS USED FOR GRINDING

M-1

Use pictures for the following:

<u>Teacher</u>	<u>Response</u>	
Ke setlhare. Se thuntse.	Ke setlhare se se thuntseng.	It's a tree which is blooming.
Ke sekôtlêlê. Se tshêla mmidi.	Ke sekôtlêlê se se tshêlang mmidi.	It's a basin which contains corn.

C-1

A: Mo setshwantshong se o bôna'ng?

B: Ke bôna [setlhare se se thuntseng].

C-2

A: O bôna'ng fa?

B: Ke bôna setlhare.

A: Ke setlhare se se ntseng jang?      It is a tree that (is doing) what?  
(Lit: It is a tree which is how?)

B: Ke setlhare se se thuntseng.

M-2

Use pictures 1, 2, 3 and 5 for the following:

Ke lejê. Le bidiwa tshilô.	Ke lejê le le bidiwang tshilô.	It's a stone which is called "a millstone".
Ke tshilô. E dirisediwa go sila.	Ke tshilô e e dirisediwa go sila.	It's a millstone which is used for grinding.
Ke selô. Se bidiwa tshipi.	Ke selô se se bidiwang tshipi.	It's a thing which is called "a bell" (lit: iron).
Ke selwana. Se tshêla mmidi.	Ke selwana se se tshêlang mmidi.	It's a thing which contains corn.
Ke nkgô. E tshêla w:tsi.	Ke nkgô e e tshêlang metsi.	It's a waterpot which contains water.

Ke phôlôgôlô. E ratwa  
ke basimane.

Ke phôlôgôlô e e ratwang  
ke basimane.

It's an animal which  
is liked by the boys.

Ke batho. Ba ithuta  
[Sefora].

Ke batho ba ba ithutang  
[Sefora].

They are the people who  
are studying [French].

Ke bonnêsê. Ba ya  
[toropong].

Ke bonnêsê ba ba yang  
[toropong].

It is the nurses who are  
going to [town].

Ke basadi. Ba sila  
[mmidi].

Ke basadi ba ba silang  
[mmidi].

It is the women who are  
grinding [corn].

C-4

A: Mo setshwantshông se o  
bôna'ng?

B: Ke bôna [lejê le le  
bidiwang tshilô].

C-5

A: Tshilô ke'ng?

B: Ke lejê le le dirisediwan  
go sila.

C-6

A: Tonki ke'ng?

B: Ke phôlôgôlô e e [ratwang  
ke basimane].

C-7

A: Mosadi o rweleng?

B: O rwele nkgô.

A: O rwele nkgô e e tshêlang eng?

B: O rwele nkgwana e e tshêlang metsi.

C-8

A: Ke bo mang ba ba ithutang [Setswana]?

B: Ke [Bill] le [John].

Or: Ke batho ba ba batlang go ya  
Botswana.

It's the people who want to  
go to Botswana.



CYCLE 132: WIND, UNWINDM-1

Use a coat hanger, a piece of string and a tie to demonstrate the following:

Ke kôna wairi.	I'm bending the wire.
Ke konolola wairi.	I'm unbending the wire.
Ke thatha mogala.	I'm winding the string.
Ke thatholola mogala.	I'm unwinding the string.
Ke bôfa thai.	I'm tying the tie.
Ke bofolola thai.	I'm untying the tie.

C-1

S: O dira'ng?

T: Ke kôna wairi.

C-2

S: O dira'ng?

T: Ke konolola wairi.

S: Ga ke a utlwa?                      You say you are doing what?

T: Ke re, ke konolola wairi.

C-3

T: (Putting the [wire] on the table).  
Ke mang yo o batlang go      Who wants to (bend the wire)?  
kôna wairi?

S1: Ke nna yo ke batlang go      It is I who wants to bend it.  
e (kôna).

T: E tsêê, o e kônê.              Take it and (bend) it.

S1: (Takes the (wire) and (bends) it).  
Ke kôna wairi.

C-4

- T: A o itse go [thatha] [mogala]? Do you know how to [wind] [string]?
- S: Nyaa, ga ke itse. Go [thatha] [mogala] ke go dira'ng? No, I don't know. To [wind] [string] is to do what?
- T: Ke go dira jaana (teacher demonstrates). It is to do thus.
- S: [Mogala] ke'ng? [String] is what?
- T: [Mogala] ke selô se. [String] is this thing.

C-5

- T: A o itse go [o thatholola]? Do you know how to [unwind] it?
- S: Ga ke itse go [o thatholola]. Ke go o dira'ng?
- T: Tlisa ke go bontshê. Ke go dira jaana.
- S: Ôô, kea bôna.

C-6

- T: A o ka [thatha mogala]? Can you [wind string]?
- S: Ke bôna gore nka leka. I think I can try.
- T: A ko o lekê go [thatha] ke bônê. Please try to wind it so I can see.

C-7

- T: O ka [e thatholola]? Can you [unwind it]?
- S: Ee, nka [e thatholola]. E mphê ke [e thathololê].

C-8

- A: Tonki e dirisediwa eng? A donkey is used to do what?
- B: Go [rwala] dikgetsi. To [carry] bags.

C-9

- A: Basadi ba belesa ka'ng  
fa ba ya go sila?      The women load up what when they go  
to grind?
- B: Ba belesa ka ditonki.
- A: Fa ba tsêna kwa lelwaleng  
ba dira'ng?      When they arrive at the mill, they  
do what?
- B: Ba a belesolola. Ba a  
sila. Fa ba fetsa go sila  
ba belesa gapê. Ba boela  
gae.      They unload. They grind. When they  
finish grinding, they load up again.  
They return home.
- A: Fa ba fitla kwa gae, ba  
dira'ng?
- B: Ba a belesolola.

C-10

- A: Fa o baya kgetse mo podimo  
ga tonki o dira'ng?      When you put a bag on a donkey, you  
do what?
- B: Kea belesa.
- A: Fa o e tlosa o dira'ng?      When you bring/take it down from there  
you are doing what?
- B: Fa ke e tlosa, kea  
belesolola.      When I take it down, I'm unloading.

NOTES: CYCLE 132

The verbal suffix -olola usually indicates that an action has been "undone." Because of this it is called the "reversive" suffix.

CYCLE 133: WE'RE CRAMMING SO THAT WE CAN PASS.M-1TeacherResponse

Kea ithuta. Ke itse go  
bua le Batswana.

Ke ithuta gore ke itse  
go bua le Batswana.

I'm studying so that I'll  
know how to speak with  
the Batswana.

Kea bêrêka. Ke bôna  
madi.

Ke bêrêka gore ke bônê  
madi.

I'm working so that I'll  
get money.

Ke botsa thata. Kea  
utlwisisa.

Ke botsa thata gore ke  
utlwisisê.

I'm asking so that I'll  
be made to understand (it  
will be made clear to me).

O bua thata. Batho ba  
mo utlwa.

O bua thata gore batho  
ba mo utlwê.

He's speaking loudly so  
that the people will  
understand him.

Re ithuta ka tihwaafalô.  
Rea pasa.

Re ithuta ka tihwaafalô  
gore re pasê.

We are studying with all  
our might so that we will  
pass.

C-1

A: [O ithuta Setswana] ka gore'ng?

B: Gore [ke itse go bua le Batswana].

C-2

A: O tsêna sekolo kae?

B: Ga ke tsene sekolo. Kea bêrêka.

A: Ao! O bêrêka ka gore'ng?

B: Ke bêrêka gore ke bônê madi.

C-3

T: O batla go botsa gapê?

Are you asking (a question) again?

S: Ee.

T: O botsa thata, wêna.

You ask too much, you!

S: Ee, ke botsa gore ke  
utlwisisê.

C-4

- A: [Bill] o tsenya modumô. Bill is making noise.
- B: Nyaa, ga a tsenye modumô; oa bua. No, he's not making noise; he's speaking.
- A: O bua thata ka gore'ng? Why is he speaking so loud?
- B: Gore batho ba mo utlwê. So that the people will understand him.

C-5

- A: Ke le êtêlê? May I visit you?
- B: Nyaa, re ithuta ka tihwaafalô malatsing a. No, we are cramming nowadays.
- A: Ao! Le ithuta ka tihwaafalô ka gore'ng?
- B: Re ithuta ka tihwaafalô gore re pasê.

M-2

- O bêrêka thata. O fetsa tirô. O bereka thata gore a fetse tirô. He is working hard so that he'll finish the work.
- O besa molelô. O apaya dijô. O besa molelô gore a apêye dijô. He's making a fire so that he can cook food.
- O bêrêka ka tihwaafalô. O itumedisa mookamedi. O bêrêka ka tihwaafalô gore a itumedise mookamedi. He is working with all his might so that he'll please the director.
- O bofolola pitse. E ya kwa nageng. O bofolola pitse gore e yê kwa nageng. He's untying the horse so that it can go into the countryside.

C-6

- A: Molato ke'ng fa John a bêrêka ka tihwaafalô jaana? What's wrong that (lit: when) John is working with all his might so much?
- B: O bêrêka ka tihwaafalô gore a itumedise mookamedi.

CYCLE 134: WHAT TIME DID YOU ARRIVE THERE?M-1

Review Cycle 130.

M-2

O no wa palama kae?	Where did you board?
O no wa leba kae?	Where did you head for?
O no wa gôrôga kae?	Where did you land?
O no wa êma kae?	Where did you stop?

M-3

Fa o tloga teng, o no wa leba kae?	After you departed, where did you head for?
Fa o tloga teng, o no wa gôrôga kae?	After you departed, where did you land?
Fa o tloga teng o no wa êma kae?	After you departed, where did you stop?

C-1

S:	O no wa palama sefofane kae?
Motswana:	Gaborone.
S:	Sefofane se ne sa leba kae?
Motswana:	Gauteng.
S:	Fa o tloga gauteng o no wa [leba] kae?
Motswana:	Kinshasa.
S:	Fa o tloga Kinshasa, o no wa tsêna kae?
Motswana:	Lagos.
S:	Fa o tloga teng, o no wa êma kae?
Motswana:	Accra.

C-2

- S: Lo no lwa tloga [New York] ka nakô mang? What time did you leave [New York]?
- Motswana: Re ne ra tloga ka [9:00].  
Ra gôrôga kwa [Chicago] ka [11:00].  
Re tloga teng ka [12:00]. We left there at [12:00].  
ka gôrôga [L.A.] ka [4:00], mme ratla We arrived at [L.A.] at [4:00], and we  
ra gôrôga mono ka [7:00]. arrived here at [7:00].

C-3

- S: Lo no lwa gôrôga kwa [Chicago] ka nako mang?
- Motswana: Re ne ra gôrôga teng ka [11:00].  
Or: Ka [11:00].

C-4

- A: O no wa gôrôga [New York] leng?
- B: Malôba. Day before yesterday.
- A: O gorogile leng mono? When did you arrive here?
- B: Maabane. Yesterday.

C-5

- A: Molato ke'ng? What's wrong?
- B: Ntšā e lomile ngwana. A dog bit/has bitten a child.

\* \* \* \* \*

(Sometime later, elsewhere)

- C: Ntšā e dirile jang? What did the dog do?
- B: E ne ya loma ngwana. He bit the child.

C-6

A: O tswa kae?

B: Kwa [co-op].

From [the co-op].

A: O rekile'ng?

What did you buy?

B: Ke rekile hamolê e.

I bought this hammer.

A: A lesaga e, o e rekile teng?

Did you buy the saw there also?

B: Nyaa, ke e rekile kwa ga [Woodford].

No, I bought it at [Woodford's].

NOTES: CYCLE 134

Though much depends upon the context, the uses and significance of the perfect and past tense may be summarized as follows.

The perfect is used of an action which began in the past and persists in the present, or of a past action the effects of which are regarded as persisting in the present time.

The past is used when an action which began in the past does not persist in the present or when its effects are regarded as not persisting into the present. This tense is used most commonly in narrating past events.



CYCLE 135: THERE'S A MAN ON THE WAGON.....M-1

Selêpê ke selô se se bogale.

An axe is a sharp tool.

Tlou ke phôlôgôlô e e bokete.

An elephant is a heavy animal.

Podi ke phôlôgôlô e e bokgwabo.

A goat is a tame animal.

Kgosi ke monna yo o botlhale.

The chief is a wise man.

Nama ke sejô se se monate.

Meat is a tasty food.

Kolobê ke phôlôgôlô e e leswê.

The pig is a dirty animal.

Lenong ke nonyane e e thata.

The vulture is a strong bird.

Tshêkô ke mosimane yo o bodipa.

Tshêkô is a cheeky fellow.

Segagane ke selô se se tsididi.

Ice is a cold thing.

C-1

T: [Selêpê] ke [selô s]a mofuta ofe?

What kind of a [thing] is [an axe].

S: Ke [selô se se] [bogale].

It's a [sharp] (thing).

M-2

Metsi a a molelô a teng.

There is hot water (lit.: There is water which hot).

Metsi a a tsididi a teng.

There is cold water.

Metsi a a bothithô a teng.

There is warm water.

C-2

A: Ke nyorilwe, ke batla tee.

I'm thirsty, I want tea.

B: Ke e dirê? Metsi aa molelô a teng.

Should I fix some? There is hot water.

A: Ee, e dire.

Yes, (please) fix some.

M-3

Use pictures from magazines, etc.

Mo setshwantshong se go na le monna yo o mo koloing.

There is a man (who is) on a wagon in this picture.

Mo setshwantshong se go na le kgomo e e mo sakeng.

There is a calf (which is) in the kraal in this picture.

Mo setshwantshong se go na le iephoi le le mo setlhareng.

There is a dove (which is) in a tree in this picture.

Mo setshwantshong se go na le buka e e mo setilong.

There is a book on a chair in this picture.

Mo setshwantshong se go na le selêpê se se fa fatshe.

There is an axe on the ground in this picture.

Mo setshwantshong se go na le basadi ba ba kwa Mochudi.

There are women (who are) at Mochudi in this picture.

NOTES: CYCLE 135

When nouns and locative phrases are used in relative clauses, an -ng is not attached to them. (Cf. cycle 115, 129). (Note that there are -ngs attached to some of the locative phrases in M-2, but these are 'locative' -ngs (as in ke ya sekolong) not relative clause ngs.)

CYCLE 136: WE DIDN'T BUY A THING.M-1

Ga re a ka ra rēka sepê.

We didn't buy a thing.

Ga re a ka ra bōna opê.

We didn't see a soul.

C-1

A: Ngôgôla re ne ra ya  
Gauteng, m fela ga re  
a ka ra reka sepê.

Last year we went to  
Johannesburg, but we did not  
buy anything.

B: A ga lo a ka lwa bōna  
sepê se lo se ratang?

Didn't you see anything you  
liked?

A: Nyaa dilô tšotlhe di  
ne di tura thata.

No, everything was too  
expensive.

M-2

Ngôgôla pula ga e a ka ya na.

Last year the rain didn't fall.

Ngôgôla dikgomo ga ke a ka  
tsa a ja.

Last year the cows didn't eat.

Ngôgôla batho ga ba a ka ba  
bōna mabêlê.

Last year people didn't harvest sorghum.

C-2

A: A sefofane sa ga Tautona  
se ne sa gôrôga maabane?

Did the President's plane arrive  
yesterday.

B: A ga wa a ka wa ultwa?  
Tautona le mosadi wa gagwê  
ga ba a ka ba tla. Ba ne  
ba na le tirô e ntsi thata  
kwa gae.

Didn't you hear? The President  
and his wife didn't come. They  
have too much to do at home.

M-3

Ga ke a ka ka tla le buka ya me.

I didn't bring my book.

Ga o a ka wa tla le buka ya  
gago.

You didn't bring your book.

Ga a a ka a tla le buka ya  
gagwê.

He didn't bring his book.

C-3

T: Ke mang yo o tšileng ka  
buka ya gagwê mo tšelaseng  
gompieno?

Who brought his book to class  
today?

S<sub>1</sub>: Ke nna.

I did.

S<sub>2</sub>: Ga ke a ka ka tla le ya  
me. E latihegile.

I didn't bring mine. I lost it.

NOTES: CYCLE 136.

The following is the most commonly used negative for the 'narrative'  
past tense: (with rêka 'to buy')

1st pers.	ga ke a ka ka rêka	ga re a ka ra rêka
2nd pers.	ga o a ka wa rêka	ga lo a ka lwa rêka
3rd pers. cl. 1	ga a a ka a rêka	ga ba a ka ba rêka
	2 ga o a ka wa rêka	ga e a ka ya rêka, etc.

An alternative negative is sometimes used.

This is: (with rêka 'to buy')

1st pers.	ke nê ka seka ka rêka (I did not buy)
2nd pers.	ô nô wa seka wa rêka (thou didst not buy)
3rd pers. cl. 1	ô na a seka a rêka (he did not buy), etc.

CYCLE 137: GREETING: ARE YOU STILL HERE?M-1

- A o santse o gôga? Are you still smoking?  
 A o santse o le mono? Are you still here?  
 A o santse o rêka? Are you still shopping?  
 A o santse o ja? Are you still eating?

C-1

- A: Dumêla, rra.  
 B: Ee dumêla, mma.  
 A: A o tsogile?  
 B: Ke tsogile. Wêna o tsogile jang?  
 A: Le nna, ke santse ke tsoga.

C-2

- T: (Noting an absence in the class)  
 John o kae?  
 S: O santse a ja.

C-3

- A: Mphô, a re tsamayê.  
 B: Êma go le gonnye ke santse ke rêka. Wait a bit, I'm still buying.

C-4

- A: A re yê kwa tlelaseng.  
 B: Tsamaya, ke e tla.  
 A: O santse o dira eng? What are you still doing?  
 B: Ke santse ke fêela ntlo ya me. I'm still cleaning my house.

C-5

- A: A le wena o ya Botswana?      And you, are you going to Botswana?
- B: Nyaa, ga ke ye teng gompieno  
ke tlaa ya kamosô.
- A: O santse o dira eng?
- B: Ke santse ke ithuta  
Setswana pele.      I'm still studying Setswana first.

M-2

- Ga ke sa {tlhôle  
tlhôla} ke itse.      I don't know any more.
- Ga ke sa tlhôle ke bôna.      I don't see any more.
- Ga ke sa tlhôle ke utlwa.      I don't hear any more.
- Ga ke sa tlhôle ke bêrêkâ.      I don't work any more.
- Ga ke sa tlhôla ke tsamaya.      I don't go any more.

C-6

- A: Ntatê mogolo o tshela jang?      How is (my) grandfather?
- B: O tshela sentiê, mme ga a  
sa tlhôla a bôna.      He is well, only he doesn't see well  
any more.

C-7

- A: Ke utlwile gore o ya toropong.  
O tsamaya leng?
- B: Ga ke sa tlhôla ke tsamaya.      I'm not going any more.
- A: Ao! Molato ke'ng?
- B: Ga se sepê, ke tlaa ya ka  
mosô.      There's nothing. I'll go sometime.

C-8

- A: Ga o ye tirong gompieno.
- B: Ee, ga ke ye.
- A: Nyaa, ga ke sa tlhola ke bêrêka.
- B: Molato ke'ng?

C-9

A: John, a re yê posong.

B: Ke e-tia, ke santse ke  
ya go bua le mookamedi.

I'm coming, I still am going to talk  
with the director.

C-10

A: A o tsogile rra?

B: Ke tsogile wêna a?

A: Ao, ke santse ke babaletswe. Oh, well, I'm around. I'm still spared.

CYCLE 138: TELL HIM I WANT HIM.M-1

mmatla	look for him
mmotsa	ask him
mmôna	see him
mmitsa	call him
mmontsha	show him
mmoloka	take care of him
mmolêlêla	tell him

C-1

A: Mookamedi o fetile.  
A o [mmone]?

B: Nyaa, ga ke a mmôna. O  
fetile leng?

A: Ke gônê a fetang gônê  
gompieno.

He has walked by just this minute.

C-2

A: [Biii] o kae?

B: Ke yo, o mo isa kae?

This is him. What do you want with him?

A: Mookamedi o a mmitša.

C-3

A: [Thabô] o kae?

B: Ga a yô, ga ke itse gore  
o ile kae.

A: Fa o gôrôga, mmolêlêlê gore  
ke a mmatla. Ke batla go  
bua le ênê.



C-4

A: A [Ann] o ya le rona Botswana?

B: Ga ke itse ga ke a mmotsa.

A: O tlaa mmotsa leng?

B: Ke tlaa mmotsa gonê  
gompieno fa nka mmôna.

I will tell her today when I see her.

C-5

PCV: A o ka mpontsha  
tsela e e yang  
Lobatsê?

Can you tell me the road which goes  
to Lobatse?

Motswana: (To another Motswana)  
O batla tsela e e yang  
Lobatsê. Nna ga ke itse  
kwa Lobatsê. A o ka e  
mmontshâ?

Motswana: Ee, ke tlaa e mmontsha.

NOTES: CYCLE 138

Whenever the phonological sequence mo comes before a word beginning with a b-, the sequence becomes mm-. You will remember in Cycle 53 the same thing happened when the class 1 prefix mo- was constructed with bala to make the noun mmadi 'reader'.

CYCLE 139: I ARRIVED LAST WEEK.M-1

Ke gorogile (mono) beke e e  
fetileng.

I arrived (here) last week.

Ke gorogile (mono) kgwedi e  
e fetileng.

I arrived (here) last month.

Ke gorogile (mono) selemô  
sese fetileng.

I arrived (here) last spring.

Ke gorogile (mono) ka Labobedi  
yo o fetileng.

I arrived (here) last Tuesday.

Ke gorogile (mono) ka Sôntaga  
sese fetileng.

I arrived (here) last Sunday.

C-1

A: O gorogile (mono) leng?

B: Beke e e fetileng.

M-2

Re tlaa ya Botswana beke e  
e tlang.

We will go to Botswana next week.

Re tlaa ya Botswana kgwedi e e  
tlang.

We will go to Botswana next month.

Re tlaa ya Botswana ka Labobedi  
yo o tlang.

We will go to Botswana next Tuesday.

Re tlaa ya Botswana ka Sôntaga  
se se tlang.

We will go to Botswana next Sunday.

Re tlaa ya Botswana ka Tshipi  
e e tlang.

We will go to Botswana next Sunday.

C-2

A: Le ya Botswana leng?

B: Re tla ya (kgweding e e) tlang.

M-3

Batswana ba dira 'ng selemô?

What do the Batswana do in the summer?

Batswana ba dira 'ng letihabula?

What do the Batswana do in the autumn?

Batswana ba dira'ng  
dikgakologo?

What do the Batswana do in the spring?

Batswana ba dira'ng mariga?

What do the Batswana do in the winter?

M-4

Selemô Batswana ba a lema.

In the summer the Batswana plough.

Letlhabula Batswana ba a  
tlhagola.

In the autumn the Batswana weed.

Mariga Batswana ba a rôba.

In the winter the Batswana harvest.

C-3

A: Batswana ba dira'ng  
[selemô]?

B: Selemô ba a [lema].

C-4

A: Ditlhare di thunya leng  
Botswana?

B: Di thunya selemô.

C-5

A: Botswana pula e na leng?

When does it rain in Botswana?  
(lit.: In Botswana the rain  
rains when?)

B: E na letlhabula.

It rains (falls) in the summer.

C-6

A: Batswana ba ja mmidi le  
magapu leng?

When do the Batswana eat corn  
and watermelons?

B: Letlhabula.

In the fall.

C-7

A: Segagane se wa leng?

When is there frost? (lit.:  
Frost lies down when?)

B: Mariga.

Or: Se wa mariga.

C-8

- A: Mo Botswana dipholo di ya morakeng leng? In Botswana when do the oxen go to the cattle posts?
- B: Di ya morakeng mariga. They go to the cattle posts in the winter.
- A: Di boa leng? They return in the spring.
- B: Di boa selemô.

NOTES: CYCLE 139

Sateretaga and Sontaga take Class 4 concords. Tshipi takes Class 5 and days beginning with ha take Class 1.

Originally the Tswana did not divide the year into twelve months as is customary among Europeans. However, they had names for various periods of the year which were given in accordance with the activities associated with these periods or other characteristics. These periods naturally do not correspond consistently to the months of the year and, moreover, they have different names in different dialects. Nevertheless these terms were connected with the months of the year, with the result that various terminologies came into being, each as arbitrary as the other. The names given here are fairly common.

Ffrikgong or Mdlomo	January
Tlhakole	February
Mopftwe	March
Moranang	April
Motshéganô	May
Sleétébôsfô	June
Phukhwí	July
Phátwê	August
Lwétse	September
Phaláne	October
Mabôwê or Ngwanátselé	November
Morufê, Sédímôthufê	December

CYCLE 140: PLEASE TRY TO ARRIVE ON TIME.M-1

A o ko o reetse.	Please listen carefully.
A o ko o tlê kwano.	Please come here.
A o ko o êmê gole gonnye.	Please wait a little.
A o ko o arabê bonakô.	Please answer quickly.
A o ko o itlhagênêlê.	Please hurry.
A o ko o ôpêlê sentlê.	Please sing well.

C-1

A: A o ko o tlê kwano, (John).	Please come here, (John).
John: Ga ke a utiwa gore wa re'ng.	I don't hear what you are saying.
A: Ka re, o tlê kwano.	I say, (please) come here.

M-2

A lo ko lo mmotsê.	Please ask him.
A lo ko lo têmpê lewalô le.	Please stamp the letter.
A lo ko lo mpontshê yê tsa lona.	Please show me your pen.
A lo ko lo mo thusê.	Please help him.

C-2

A: A o ko o nkadimê (pênê) ya gago fa o fetsa go kwala.	(Please) lend me your pen when you finish writing.
B: O e isa kae?	What are you going to do with it?
A: Ke batla go kwala ka yônê.	

C-3

A: A o ithuta go bua Setswana?	
B: Ee, fêla ga ke se itse sentlê.	

A: A o ko o lèkê go se bua  
malatsi otlhe. O tla se  
itse ka pelê.

(Please)try to speak it every day.  
You will know it quickly.

B: Ke a leboga, ke tla leka jaio.

M-3

Ka mosô a lo ko lo leké  
go gôrôga pele ga 9.

Tomorrow please try to arrive before 9.

Ka mosô a lo ko lo leké  
go gôrôga ka nakô.

Tomorrow please try to arrive on time.

NOTES: CYCLE 140

The forms in this cycle are polite requests. There is a common  
tendency to elide the forms to a ko o and a ko lo.

CYCLE 141: I'VE BEEN BUSY WORKING.M-1

Ke ntse ke tshameka.

I've been busy playing.

Ke ntse ke kwala.

I've been busy writing.

Ke ntse ke bêrêka.

I've been busy working.

M-2

O ntse o dira'ng?

What have you been busy doing?

C-1

A: Dumêla, rra.

B: Dumêla nna.

A: O ntse o tsogile jang?

How are you?

B: Ke ntse ke tsogile. Wêna  
o tsogile jang?

I'm fine. And how are you?

A: Ao. Le nna ke ntse ke  
tsogile.

M-3

O ntse a tshameka.

He's busy playing.

O ntse a bêrêka.

He's busy working.

O ntse a bua le mookamedi.

He's busy speaking to the director.

O ntse a batla buka ya gagwê.

He's busy looking for his book.

C-2

T: [Susan] o kae?

S: O kwa [lebaleng].

She is at [the playground].

T: O ntse a dira'ng kwa  
[lebaleng]?

What has she been doing at [the playground]?

Or: O nts'a dira'ng?

S: O ntse a tshameka.

She's been [playing].

Or: O nts'a tshameka.

C-3

A: Mapiskops a ntse a dira'ng  
mo tlelaseng?

B: Ba ntse ba kwala.

M-4

O ntse o bua le mang?

Who are you busy talking to?

O ntse o batla'ng?

What are you busy looking for?

O ntse o [            ]?

C-4

A: O ntse o bua le mang, [Bill]?

B: Ke ntse ke bua le [mookamedi].

C-5

A: O ntse o batla'ng?

B: Ke ntse ke batla [buka ya me].  
E kwa go mang?

A: Ke e. E kwa go nna.

C-6

A: O béréka kae?

B: Ga ke bereke.  
Ke ntse mo gae.  
Ke ntse ke batla tirô.

I'm still at home.  
I've been busy looking for work.



CYCLE 142: CAN YOU TIE A TIE?M-1

A o ka bôfa thai?

Can you tie a tie?

A o ka kgweetsa koloi?

Can you drive a car?

A o ka belesa pitse?

Can you saddle a horse?

A o ka ruta Seburu?

Can you teach Afrikaans?

M-2

Nka bôfa thai.

I can tie a tie.

Nka kgweetse koloi.

I can drive a car.

Nka belesa pitse.

I can saddle a horse.

Nka ruta Seburu.

I can teach Afrikaans.

C-1

A: A o ka bôfa thai?

B: Ee, nka e bôfa.

Yes, I can tie it.

A: A o ko o e bôfê, re bônê.

Please tie it, so I can see.

C-2

A: O itse go kgweetsa?

B: Ee, ke a itse.

A: A o ka kgweetsa lori ya mofuta o?

Can you drive this kind of car?

B: Ee, nka e kgweetsa.

C-3

A: A o ka ruta Seburu?

B: Ee, nka se ruta.

A: O ka ruta dithutô dife gapê? What other subjects can you teach?

M-2

O ka bôna diênfêlôpô kwa ga Woodford.

You can find envelopes at Woodford's.

O ka bôna diênfêlôpô kwa ga Edgars.

You can find envelopes at Edgar's.

O ka bôna diênfêlôpô kwa Sabêna.

You can find envelopes at Sabena's.

O ka bôna diênfêlôpô kwa ga Nichol.

You can find envelopes at Nichol's.

C-4

A: Ke batla go rêka Podi.  
Nka e bôna kae?

B: Ga ke itse, fêla ke dumêla gore o ka e bôna gônê mo motseng mo.

I don't know, but I think that you can find one (right here in the village).

M-3

Nka reka [borôthô] kae?

Where can I buy [bread]?

Nka reka [shaga] kae?

Where can I buy [a saw]?

Nka reka [ditihako] kae?

Where can I buy [shoes]?

Nka reka [parafine] kae?

Where can I buy [kerosene]?

Nka bôna [borôthô] kae?

Where can I find [bread]?

Nka bôna [shaga] kae?

Where can I find [a saw]?

Nka bôna [lefêlô] kae?

Where can I find [a broom]?

Nka bôna [dinawa] kae?

Where can I find [beans]?

M-4

A o kgôna go bôna? Nyaa, ke sefofu.

Can he see? No, he's blind.

A o kgôna go tsamaya? Nyaa, ke segôlê.

Can he walk? No, he's a cripple.

A o kgôna go bua? Nnyaa, ke  
semumu.

Can he talk? No, he's a mute.

A o kgôna go utlwa? Nyaa, ke  
susu.

Can he hear? No, he's deaf.

NOTES: CYCLE 142

Whenever "to be physically capable of doing something" is meant, the word kgôna should be used.

CYCI : I SAID, BUY ENVELOPES.M-1

<u>Teacher</u>	<u>Response</u>	
Bitsa Phiri.	Ka re, o bitsê Phiri.	I say, call Phiri.
Tlisa kofi.	Ka re, o tlisê kofi.	I say, bring coffee.
Belesa pitse.	Ka re, o belese pitse.	I say, saddle the horses.
Tshwara pitse.	Ka re, o tshwarê pitse.	I say, hold the horses.

C-1

- A: [Tlisa kofi].  
 B: Wa re'ng?  
 A: Ka re, [o tlisê kofi].

C-2

- A: Bitsa [Phiri].  
 B: Wa re'ng?  
 A: Ka re, o bitsê [Phiri].  
 Ke batla go bua le ênê.  
 Mo rêê a tlê mo [kicheneng]. Tell him to come to [the kitchen].

\* \* \* \* \*

- B: (To Phiri)  
 Ga twe, o tlê kwa  
 [kicheneng]. It is said that you should come to  
 [the kitchen].
- Phiri: Ga twe'ng?
- B: Ga twe, o tlê kwa  
 [kicheneng].
- Phiri: Ke mang? Ke [ ]. Who says so? [ ] does.
- B: Ee.
- Phiri: Ke e tla. Ke santse  
 ke kwala.
- B: Ga twe, o tlê gônê jaanong.  
 Ga twe, o itihaganêlê.
- Phiri: Go siame, ke a tsamaya.

M-2

<u>Teacher</u>	<u>Response</u>	
Ya ofising.	A re, o yê kwa ofising.	He says, go to the office.
Tlisa kofi.	A re, o tlišê kofi.	He says, bring coffee.
Faa tichêrê setulô.	A re, o fê tichêrê setilô.	He says, give the teacher a chair.
Tla kwano.	A re, o tlê kwano.	He says, come here.
Itlhaganêlê.	A re, o itlhaganêlê.	He says, hurry up.
Reka diênfêlôpô.	A re, o rêkê diênfêlôpô.	He says, buy envelopes.
Mo adimâ buka.	A re, o mo adimê buka.	He says, lend him a book.

C-3

A: [Fa] [moruti setulô].

B: (To C) A re'ng?

C: (To B) A re, [o fê]  
[moruti setilô].

C-4

John: [Susan], raya [Bill] a  
nkadimê buka ya gagwê.

[Susan], tell [Bill] to lend me his  
book.

Susan: [Bill], John a re, o mo  
adimê buka ya gago.

[Bill], John says you should lend him  
your book.

Bill: Tsaya ke e, o e isê.

Here it is, take it to him.

C-5

A: Phiri!

Phiri: Iyee!

Yeh!

A: Thabô a re, o tlê kwano,  
o batla go bua le wêna.

Phiri: Ke e tla, rra.

A: A re, o itlhaganêlê.

M-3

<u>Teacher</u>	<u>Response</u>	
Bitsa Phiri.	Ke rile, o bitsê Phiri.	I said, call Phiri.
Tlisa kofi.	Ke rile, o tlisê kofi.	I said, bring coffee.
Belesa pitse.	Ke rile, o belese pitse.	I said, saddle the horse.
Tshwara pitse.	Ke rile, o tswarê pitse.	I said, hold the horse.
Ithuta Setswana.	Ke rile, o ithutê Setswana.	I said, study Setswana.
Rêka diênfêlôpô.	Ke rile, o rêkê diênfêlôpô.	I said, buy envelopes.

C-6

- A: O rekile'ng?!
- B: Ke rekile [dipampiri]. I bought [paper].
- A: Ke rile, o rêkê [diênfêlôpô]. I told you to buy [envelopes].
- B: Intshwarêlê. Ga ke a utlwa.
- A: Bowa, o yê go rêka [diênfêlôpô].  
Itlhaganêlê ka pelê!

C-7

- T: Ke rile, lo ithutê go kwala  
Setswana. Ga go a mma jalo?
- S: Go ntse jalo.
- T: Gapê, ke rile lo ithutê go baia  
Setswana. Ga go a nna jalo?
- S: Go ntse jalo moruti.
- T: A mme lo ithutile?
- S: E, moruti.
- T: Go siame.

CYCLE 144: WHAT DOES THE LITTLE POT CONTAIN?M-1

<u>Teacher</u>	<u>Response</u>	
pitsa	pitsana	pot/little pot
noka	nokana	river/stream
mokotla	mokotlana	bag/purse
modisa	modisana	herdboy/little herdboy
motse	motsana	village/little village
setshaba	setshabana	nation/little nation
lesaka	lesakana	kraal/little kraal
tsela	tselana	road/path

C-1

- A: Pitsana ya sukiri e kae?      Where is the sugar pot?  
 B: Ke e.  
 A: E mphê foo.      (Please) pass it to me.

C-2

- A: Pitsana e, e na le eng?      This little pot, what does it contain?  
 B: E tletse mabi.      It's filled with milk.

C-3

- A: Shashe ke noka kana nokana?      Is the Shashe a river or a stream?  
 B: Shashe ke noka, ga se nokana.  
 Or: Ke noka, ga se nokana.

M-2

<u>Teacher</u>	<u>Response</u>	
matlo	matlwana	houses/little houses
sekolo	sekolwana	school/little school
tshilô	tshilwana	grinding stone/little grinding stone
letlalô	letlalanana	skin/little skin
pholo	phololwana	ox/young ox
seroto	serotwana	basket/little basket
selô	selwana	thing/little thing
motho	mothwana	person/small person

C-4

- A: Mothwana yo o tlogang foo ke mar. ?      That little man who is leaving here, who is he?
- B: Ga ke itse gore leina la gagwê ke mang.
- A: Kwa gaabô ke k ?      Where is his home?
- B: A re kwa gaabô ke kwa ga Matsieng.

M-3

<u>Teacher</u>	<u>Response</u>	
lesedi	lesodinyana	light/little light
ntša	ntšanyana	dog/little dog
mutla	mutlanyana	hare/little hare
dijô	dijônyana	food/a small amount of food
Motswana	Motswananyana	Motswana/little Motswana
hêmpê	hêmpênyana	shirt/little shirt
motho	mothonyana	person/little person



lesaka	lesakanyana	kraal/little kraal
sale	salenyana	saddle/little saddle
mosadi	mosadinyana	woman/little woman
moruti	morutinyana	priest/little priest
tlhōgō	tlhogonyana	head/little head

C-5

A: Ke [ntšanyana] ya ga nang e? Whose [little dog] is this?

B: Ke ya ga [Susan]. Oa e rata?

A: Nnyaa, ga ke rate dintpanyana.

C-6

A: Ke batla go fa ntšanyana  
e ya me. A dijō di teng?

I want to feed this little dog of mine.  
Is there any food?

B: Ee, dijōnyana di ntse di  
le teng mo pitsaneng. O  
ka e efa.

Yes, there is still a little food in  
the pot. You can feed it.

C-7

A: Morutinyana yo o wa lona  
o batla'ng mo motseng o?

That little priest of yours, what does  
he want in this village?

B: A o raya gore ntatê moruti  
ke morutinyana?

Can you say that the Father is a little  
priest?

A: Ee, nna ga ke mmatie mo  
motseng o.  
Re palêlwa ke go nwa  
bojalwa ba rona sentiê.

Yes, I don't want him in this village.  
We are unable to drink our beer as we  
please.

E-1

The addition of the diminutive suffix -ana to a stem whose last consonant is a b or -i results in a change to -j(w)-.

<u>Teacher</u>	<u>Response</u>	
tšêbê	tšêbényana (tsejwana)	ear/little ear
kobō	kojwana	blanket/little blanket

lerôlê	lerôjana	calf/little calf
kgakala	kgakajana	far/a little distance
mabêlê	mabêjana	sorghum/a small amount of sorghum
kgabo	kgajwana (kgabyana)	monkey/little monkey
kolobê	kolojwane (kolotswane)	pig/piglet

The addition of diminutive suffix -ana to a stem whose last consonant is -r- results in a change to -tj-.

setlhare	setlhatshana	tree/small tree
segwere	segwetshana	root vegetable/small root vegetable

#### 144

The addition of the diminutive suffix -ana to a stem whose last consonant is -m- results in a change to -ngw-.

tshimo	tshingwana	field/little field
leleme	lelengwana	tongue/uvula
kgomo	kgôngwana	cow/small cow
molamu	molangwana	stick/small stick
lerumô	lerungwana	spear/small spear
molô	molôngwana	mouth/small mouth
selemô	selengwana	precipice/small precipice
mmômô	mmôngwana	shin/little, thin shin

#### NOTES: CYCLE 144

The suffixes -ana and -nyana can generally be added to nouns, giving them a diminutive meaning which is translated into English as "little, small, or young". This sometimes results in a form which is used in a derogatory manner or to show contempt, e.g. mothwana (C-4) and morutinyana (C-7).

TO THE TEACHER

The M-phases and the exercises contain far more new words than you can possibly put into C-phases in a single class period. Cover this material so that the student knows the two suffixes and is aware of the stem changes which may occur because of the addition of -ana. Then in later class periods you should review this cycle and use some of the new words in conversation.

CYCLE 145: WE NEED BOILING WATER TO MAKE TEA.M-1TEACHERRESPONSE

Ke bôna dikgomo.  
Dikgomo di eme mo  
sakeng.

Ke bôna dikgomo tse  
di emeng mo sakeng.

I see cattle which are standing  
in the kraal.

Ba feta gaufi le  
ditlhare. Ditlhare  
di thuntsê.

Ba feta gaufi le  
ditlhare tse di  
thuntseng.

They are passing near the trees  
which are blooming.

Ke rata dijô.  
Dijô di lokwa  
sentlê.

Ke rata dijô tse di  
lo kilweng sentlê.

I like food which is seasoned  
well.

Ke rata dipitse.  
Dipitse di taboga  
sentlê.

Ke rata dipitse tse  
di tabogang sentlê.

I like horses that run well.

Mphê ditapolê.  
Ditapolê di siame.

Mphê ditapolê tse  
di siameng.

Give me potatoes that are ripe.

Palamang dipitse.  
Dipitse di siame.

Palamang dipitse tse  
di siameng.

Ride (you pl.) the horses  
which are ready.

Reka dinawa.  
Dinawa di chipi.

Reka dinawa tse  
di chipi.

the beans which are cheap.

C-1

T: O bôna'ng mo  
setshwantshong se?

What do you see in this picture?

S: Ke bôna dikgomo tse  
di emeng mo sakeng.

C-2

Ask questions which will require an answer from M-1 using the  
relative construction.

M-2

Al o réma  
matlhaku, matlhaku  
& aga lesaka.

Al o réma matlhaku  
a a agang lesaka.

Al is cutting branches for ng  
a kraal.

Re batla metsi go  
dira tee.

Ba batla metsi a a  
belang go dira tee.

We need boiling water to make tea.

Mo Republic go na  
le Makgoa. Makgoa  
a rata Batswana.

Mo Republic go na le  
Makgoa a a ratang  
Batswana.

In the Republic there are  
Europeans who like the Batswana.

M-3

Matagwa a rata  
bojalwa. Bojalwa  
bo a taga.

Matagwa a rata  
bojalwa jo bo  
tagang.

These drunkards like beer  
which intoxicates.

Ba batla go  
romêla batho kwa  
metseng. Metse e  
gaufe le Gaborone.

Ba batla go romêla  
batho kwa metseng  
e e gaufe  
Gaborone.

They want to send people to  
villages near Gaborone.

C-3

A: Ke kgalegile.  
Ke batla tee.

B: A o batla tee e e  
molelô?

A: Nnyaa, ke batla tee  
e e tsididi.

B: Ee tsididi ga e  
yô. Re na le e e  
molelô fêla.

C-4

A: Borôthô bo diriwa  
jang?

How is bread made?

B: Ba mofuta ofe?

Which kind?

A: Jo bo apeilweng  
ka metsi.

That which is steamed with  
water.

B: Ga ke itse sentlê. Ya  
go botsa moapei.

I don't know very well. Go  
ask the cook.

NOTES: CYCLE 145

The following is a chart of all relative concordances (where the subject of the relative predicate is identical with the antecedent):

	<u>SINGULAR</u>	<u>PLURAL</u>
1st pers.	yo ke-	ba re-
2nd pers.	yo o-	ba o- [ba le-]
3rd pers.		
cl. 1	yo o-	ba ba-
2	o o-	e e-
3	le le-	a a-
4	se se-	tse di-
5	e e-	tse di-
6	lo lo-	tse di-
7	jo bo- [bo bo-]	a a

CYCLE 146: TO CARE FOR A HORSE IS TO FEED IT.M-1

Go t<sup>h</sup>o<sup>k</sup>o<sup>m</sup>e<sup>l</sup>a pitse ke go e jesa. To care for a horse is to feed it.

Go t<sup>h</sup>o<sup>k</sup>o<sup>m</sup>e<sup>l</sup>a pitse ke go e phimola. To care for a horse is to groom it.

Go t<sup>h</sup>o<sup>k</sup>o<sup>m</sup>e<sup>l</sup>a pitse ke go e fa metsi. To care for a horse is to give it water.

Go t<sup>h</sup>o<sup>k</sup>o<sup>m</sup>e<sup>l</sup>a pitse ke go dira jang? To care for a horse is to do what?

C-1

A: Go t<sup>h</sup>o<sup>k</sup>o<sup>m</sup>e<sup>l</sup>a pitse ke go dira jang?

B: Ke go e fa. To feed it.

C-2

Motswana: A o a itse gore o tshwanetse go t<sup>h</sup>o<sup>k</sup>o<sup>m</sup>e<sup>l</sup>a pitse jang? Do you know how you ought to care for a horse?

PCV: Go t<sup>h</sup>o<sup>k</sup>o<sup>m</sup>e<sup>l</sup>a pitse ke go dira jang?

Motswana: Ke go e phimola, le go e jesa malatsi otlhe. It is to groom him and to feed him every day.

PCV: Oo, ke tla e t<sup>h</sup>o<sup>k</sup>o<sup>m</sup>e<sup>l</sup>a.

M-2

Go jesa pitse ke go e fa furu. To feed a horse is to give it fodder.

Go jesa ngwana ke go mo fa maši. To feed a child is to give it milk.

C-3

A: Go jesa pitse ke go dira jang?

B: Ke go e fa (furu).

M-3

O e phimolê.	You should groom him.
O e tihatlhêlê mo setaleng.	You should keep him in a stable.
O e jesê.	You should feed him.
O e fê metsi.	You should give him water.

C-4

PCV: Mpolêllê sentlê gore  
fa ke tlohokomela pitse,  
ke dire jang.

Motswana: Fa i fetsa go c palama o e phimolê mofufutsô. O e tihatlhêlê mo setaleng. E robalê teng. O e jese furu mmidi le mabêlê. O e solê malatsi otlhe. O e fê metsi malatsi otlhe.	When you finish riding, you should remove (by grooming) the sweat. You should keep it in a stable. It sleeps there. You should feed it fodder, corn, and sorghum. You should groom it every day. You should give it water every day.
--	---

PCV: Ke e phimolê ka'ng ka  
rosekama?

With a horse brush (curry comb)?

C-5

Motswana. A o itse gore o tshwanetse go tlohokomela pitse jang?	Do you know how you ought to care for a horse?
---	---

PCV: Kea dumêla ke itse gole  
gonnye fêla.

I think I know only a little.

Motswana: Tlhalosa tswêe tswêe.

PCV: Fa ke fetsa go palama, ke  
e phimolê mofufutso. Ke e  
jesê malatsi otlhe.  
Ke tshwere?

Am I right?

Motswana: Ee, o tshwere.  
O e fê metsi malatsi  
otlhe. Gapê o e  
tihatlhêlê mo setaleng.

Yes, you are right.

M-4

G, tlohokomela kgomo ke go se e  
bogise.

To care for a cow is to not ill-treat  
it.



Go bogisa motho ke go  
se mo tshole sentiê.

To ill-treat a person is to not take  
care of him.

Go bogisa ntša ke go se e  
fê dijô.

To ill-treat a dog is to not give it  
food.

CYCLE 147: TOMORROW I'LL GET UP, WASH, DRESS.....

To the instructor: Teach song 2 before this and the new vocabulary will not be so difficult.

C-1

T: A o ko o tihalosê gore batho ba lema mabêlê jang?

Please explain how people will grow their sorghum.

S: Fa banna ba fetsa go lema, ba tlaa ^ga masimo, ba jale ka diêgê, ba agelele masimo a bônê. Fa mabêlê a sena go tswa, basadi ba tla a tlhokômela, ba a tlhagole, ba kobe diphôlôgô lô gore diseke tsa aja. Fa a sena go butswa ba a kotule, ba ise kwagae. Moragô ba a phothe, ba a tshete mo dikgetsaneng. Fa ba fetsa gotlhe, ba ise. Kwa motseng.

After the men have finished ploughing, they rake the fields, plant the seeds, and fence the fields. After the corn comes out the women take care of it, they weed the fields, scare animals so that they don't eat it. When the corn is ripe they harvest it and take it home. Afterwards they thresh it and put it in bags. When everything is done they take the corn to the village.

C-2

S: A o ko o tihalosê gore mapiskops a tla ya jang Botswana.

Please explain how the volunteers will go to Botswana.

T: Ba tla tswaya ka sefofane. Ba tla kopana kwa New York, ba tloge New York ka sefofane, ba lebe Frankfurt.

They will go by plane. They will meet (each other) in New York. They will leave New York by plane and head for Frankfurt.

Fa ba gôrôg Frankfurt ba tla tkutsa teng letsatsi lotlhe, ba tloge teng maitsiboa, ba lebe Lagos. Fa ba tloga Lagos, ba lebe Kinshasa, fa ba tloga teng ba tsene Gauteng.

When they arrive in Frankfurt they will rest there all day. They will leave from there in the evening and head for Lagos. When they leave Lagos, they will head for Kinshasa and when they leave from there they will arrive at Johannesburg.

Fa ba fitlha Gauteng, ba tla palama sefofane se se yang Botswana, ba tloge Gauteng ka 1:00. Ba fitlha Gaborone ka 2:30.

When they arrive at Johannesburg, they will board a plane which is going to Botswana. They will leave Johannesburg in the afternoon at 1:00. They will arrive in Gaborone at 2:30.

C-3

T: Ak' o tlhalosê gore o  
tia dira'ng ka mosô.

Please explain what you are  
going to do tomorrow.

S: Ka mosô ke tla tsoga,  
ke tlhapê, ke aparê, ke....

Tomorrow I'll get up, wash, dress.....

C-4

PCV: Sekgwa se kwa kae?

Where is 'the forest'?

Motswana: O tla tsamaya,  
o fete ntlo e, o  
khônê fa hukung  
ya jarata, o botsê  
batho.

(will) go, you pass this house,  
you turn at the corner of  
the yard and (then) ask the people.

PCV: (meets Motswana)  
Intshwarêlê.  
Sekgwa se kwa kae?

Motswana: Se kwa.

It is over there.

PCV: Se kae? Ga ke se  
bone.

Where is it? I don't see it.

Motswana: A re ye, ke go ise.

Let's go, I'll take you.

C-5

PCV: Nka [rêka] [ditlhako]  
kae?

[At Abdulla's store].

Motswana: [Kwa ga Abdulla].

PCV: [Kwa ga Abdulla]  
ke kwa kae?

Motswana: O tla tsamaya,  
o fete fa [mmarakeng],  
o khônê fa hukung ya  
[lebêntiêlê la ga  
Maganu], o botsê  
batho.

You go past the [maike],  
turn the corner at [Maganu's  
store], and ask some people.

PCV: Kea leboga.

C-6

A: A ko o mpontshê mo nka  
bônang [ditapolê] teng.

B: O ka di bôna kwa ["Maganu's  
cafe"].

A: ['Maganu's cafe'] ke kwa kae?

B: O tla tsamaya, o fetê fa  
[posong], o tlole tsela, o  
fetê ["Botswana Book Centre"], You cross the road.  
o tla tsêna kwa ['Maganu's cafe'].

NOTES: CYCLE 147

In a sequence of Future Actions the first verb is future indicative, and the remainder habitual subjunctive.

Positive Tense pattern: (with rêka)

1st pers.	ke rêka	re rêke
2nd pers.	o rêke	lo rêke
3rd pers.		
cl. 1	a rêke	ba rêke, etc.

Negative Tense pattern:

1st pers.	ke se ke ke rêke	re se ke re rêke
2nd pers.	o se ke o rêke	lo se ke lo rêke
3rd pers.		
cl. 1	a se ke a rêke	ba se ke ba rêke, etc.

CYCLE 148: IF YOU LAUGH AT ME, I'LL BE ANGRY.M-1

Fa o [nthula], ke tlaa galefa.	If you [bump] me, I'll be angry.
Fa o [ntšhapa], ke tlaa galefa.	If you [hit] me, I'll be angry.
Fa o [ntshêga], ke tlaa galefa.	If you [laugh at] me, I'll be angry.
Fa o [nthaga], ke tlaa galefa.	If you [kick] me, I'll be angry.

C-1

A: Ke tla go [thula]. Tloga mo tseleng!	I'll [bump] you. Get out of the way!
B: Fa o [nthula], ke tlaa galefa.	If you [bump] me, I'll be angry.

M-2

Fa oka nna le [madi] a mantsi, o ka dirang ka ônê?	If you get lots of [money], what can you do with it?
Fa oka nna le [korong], a mantsi, o ka dirang ka ônê?	If you get lots of [wheat], what can you do with it?
Fa oka nna le [bupe], a mantsi o ka dirang ka ônê?	If you get lots of [flour], what can you do with it?
Fa oka nna le [nama], a mantsi o ka dirang ka ônê?	If you get lots of [meat], what can you do with it?

C-2

A: Fa o ka nna le madi a mantsi o ka dirang ka ônê?	
B: Nka a boloka mo bankeng.	I can keep it in the bank.

M-3

Fa nka tloga mo Gaberone ka 8.00, nka fitlha kwa Molepololê ka nakô mang?	If I leave Gaberone at 8:00, at what time can I arrive at Molepolole?
Fa nka tloga mo Gaberone ka 8.00, nka fitlha kwa Lobatsê ke nakô mang?	If I leave Gaberone at 8:00, at what time can I arrive at Lobatsi?

Fa nka tloga mo ka 8.00, nka  
fitlha kwa Bushman Pits ka  
nakô mang?

If I leave here at 8:00, at what time  
can I arrive at Bushman Pits?

M-4

O ka fitlha ka 12.00.

You can arrive at 12:00.

O ka fitlha ka 1.00.

You can arrive at 1:00.

C-3

A: Fa nka tloga ka [8.00] nka  
fitlha kwa [Bushman Pits]  
ka nakô mang?

B: O ka fitlha ka [9.00].

C-4

A: A o tla nkêtêla ka Sôntaga?

Will you visit me on Sunday?

B: Ee, ke a solofêla gore ke  
tlaa tla.

A: Nka itumêla thata fa o ka  
tla.

I will be very happy if you can come.

C-5

A: O feditse tirô ya gago?

Have you finished your work?

B: Nyaa, ga ke a fetsa.

A: O lekê go dira ka bonakô  
fa o batla go fetsa.

You should try to work fast if you  
want to finish.

M-5

Nka swaba thata fa o ka seka  
wa nna teng.

I'll be very sorry if you can't be there.  
(lit: I can be very sorry if you cannot  
be there.)

Nka swaba thata fa o ka seka  
wa [bêrêka].

I'll be very sorry if you can't [work].

Nka swaba thata fa o ka seka  
wa [nna fatshe].

I'll be very sorry if you can't [sit down].

Nka swaba thata fa o ka seka wa [palama gompieno].

I'll be very sorry if you can't [ride today].

Nka swaba thata fa o ka seka wa [ja].

I'll be very sorry if you can't [eat].

C-6

A: A o tla nna teng mo moletlong wa me?

Will you be at my party?

B: Ke rata go tla, mme gongwe ke tla palêlwa.

I would like to come but perhaps I will be prevented.

A: Nka utlwa botlhoko fa o ka seka wa nna teng.

I'll be very sorry if you can't be there.

C-7

A: A o jelê?

B: Nyaa, ga ke batle go ja.

A: O tla tshwarwa ke tlala thata fa o sa je, ka gore re tla bereka thata gompieno.

C-8

A: A o tla palama gompieno?

B: Ke rata go palama mme gongwe ke tla palêlwa.

A: Nka utlwa botlhoko fa o ka seka wa palama gompieno.

C-9

A: A o a bêrêka?

B: Nyaa, ga ke bereke. Ke santse ke batla mmêrêkô.

No, I'm not working. I'm looking for work.

A: Nka itumêla fa o ka o bôna mme nka utlwa botlhoko fa o ka seka wa bêrêka.

I'll be happy if you can find it and I'll be sorry if you can't work.

B: Ke tla ieka go o batla mme ke golofêla gore ke tla o bôna.

I will try to find it, and I hope that I will find it.

CYCLE 149: WHERE IS YOUR HOME?M-1

[Gaeno] ke kae?

Where is your home/birth place?

[Ga gabô] ke kae?

Where is his home?

[Ga bônê] ke kae?

Where is their home?

[Ga lona] ke kae?

Where is your (pl.) home?

M-2

Gaetsho ke kwa Amerika.

My home/birth place is in America.

Gaetsho ke kwa Botswana.

My home/birth place is in Botswana.

Gaetsho ke kwa Texas.

My home/birth place is in Texas.

Gaetsho ke kwa Chicago.

My home/birth place is in Chicago.

Gaetsho ke kwa Mochudi.

My home/birth place is in Mochudi.

C-1

Motswana: Gaeno ke kae?

PCV: Gaetsho ke kwa (America).  
Wena, gaeno ke kae?

Motswana: Ke kwa Botswana.

C-2

A: Gaeno ke kae?

B: Gaetsho ke kwa [New York].

A: John ênê, ga gabô ke kae?

B: Ga gabô ke kwa Texas.

C-3

PCV: A gaeno ke kwa [Sabenas]?

Motswana: Nnyaa, gaetsho ke kwa (Mochudi).

C-4A: Ga gabô [Thabo] ke kwa  
[Bobonong]?



B: Nnyaa, ga gabô ke kwa [Serondellas].

C-5

A: Thabô o tswa kae?

B: O tswa ga gabô.

A: Wêna o tswa kae?

B: Le nna ke tswa gaetsho.

C-6

A: [John] o tla boêla  
ga gabô leng?

When will [John] return to his  
home?

B: Ga ke itse. Wêna o tla  
boêla gaeno leng?

A: Ka mosô.

C-7

A: A o itse gore ke a  
tsamaya?

Do you know that I am leaving?

B: O ya kae?

A: Ke ya gaetsho.

B: Ao! O tsamaya leng?

A: Ka [Mmantaga].

C-8

Motswana: Mapiskops a ga  
bôna ke kae?

Motswana 2: Ke kwa Amerika.

M-3

Ga rona ke Amerika.

Our home is in America.

Ga rona ke Botswana.

Our home is in Botswana.

Ga rona ke Englane.

Our home is in England.

Ga rona ke New York.

Our home is in New York.

Ga rona ke Phalapyê.

Our home is in Phalapye.

C-9

Motswana: Ga lona ke kae.

PCV: Ga rona ke kwa Amerika.

M-4

Kwa ga etsho, kwa ke tsaletsweng  
teng ke kwa Fransistown. Kwa ke  
nnang teng ke kwa Gaborone.

My birth place/home is in San Francisco.  
My home/abode is in Gaberones.

Kwa ga eno, kwa o tsaletsweng  
teng ke kwa Lobatsê. Kwa o nnang  
teng ke kwa Mochudi.

Your home/birth place is in Lobatsi.  
Your living abode/home is in Mochudi.

Kwa ga gabô, kwa a tsaletsweng  
teng ke kwa Serowê. Kwa a  
nnang teng ke kwa Phalapyê.

His birth place/home is Serowê. His  
abode/home is in Phalapye.

Kwa ga etsho ke kwa Fransistown,  
ke nna kwa Gaborone.

Kwa ga eno ke kwa Lobatsê.  
O nna kwa Mochudi.

Kwa ga gabô ke kwa Serowê.  
O nna kwa Phalapyê.

M-5

Gaetsho ke (gaufi le kérékê).

My father's home is near the church.

Gaetsho ke (gaufi le sekolo).

My father's home is near the school.

Gaetsho ke (gaufi le  
lebêntlêlê).

My father's home is near the store.

Gaetsho ke (kgosing).

My father's home is in the chief's ward.

Gaetsho ke (gônê mo motseng mo).

My father's home is right in this village  
here.

Gaetsho ke (kwa).

My father's home is over there.

C-10

PCV: Gaeno ke kae?

Ngwana: Gaetsho ke [gaufi le  
kêrêkê].  
Ga gago ke kae?

PCV: Ke [gônê mo motseng  
mo].

C-11

Motswana: Ga gago ke kae?

PCV: Ga me ke [gaufi le  
sekolo].

CYCLE 150: WHAT WERE YOU DOING AT THE CAFE YESTERDAY?M-1

O ne o (ya) kae?

Where were you (going)?

O ne o (ithuta) kae?

Where were you studying?

O ne o (tswa) kae?

Where were you coming from?

O ne o (le) kae?

Where (were) you?

M-2

Ke ne ke (ya) ngakeng.

I was (going) to the doctor's.

Ke ne ke (tswa) ngakeng.

I was (coming from) the doctor's.

Ke ne ke (le) ngakeng.

I (was) at the doctor's.

Ke ne ke (bêrêka) ngakeng.

I was (working) at the doctor's.

C-1

A: Ke ne ka go bôna  
kwa [toropong].  
O ne o ya kae?  
Or: O n'o ya kae?

I saw you [in town].

Where were you going?

B: Ke ne ke ya [ngakong].

M-3

O ne o (dira'ng) kwa k'hefing  
maabane?

What were you (doing) at the cafe yesterday?

O ne o (batla'ng) kwa k'hefing  
maabane?

What were you (looking for) at the cafe  
yesterday?

O ne o (rêka'ng) kwa k'hefing  
maabane?

What were you buying at the cafe  
yesterday?

M-4

Ke ne ke (rêka dijô).

I was buying food.

Ke ne ke (batla Susan).

I was looking for Susan.

Ke ne ke (isa dilwana).

I was taking clothes.

C-2

A: O ne o dira'ng kwa  
[k'hefing] maabane?

B: Ke ne ke [rêka dijô].

M-5

Susan o ne a (ya kwa k'hefing). Susan was (going to the cafe).

Susan o ne a (palame). Susan was (riding).

Susan o ne a (robetse mo tlelaseng). Susan was sleeping in class.

Susan o ne a (roeditse). Susan was listening.

C-3

A: [Susan] o ne a ile kae? Where was [Susan] going?

B: O ne a ile kwa [k'hefing].

A: O rekile'ng?

B: O rekile [ênkê le pênê].

M-6

Susan o ne a le (teng) maabane. Susan was present yesterday.

Susan o ne a le (seyô) maabane. Susan was absent yesterday.

C-4

A: O ne o na le mang kwa ofising maabane? Who were you with in the office yesterday?

B: Ke ne ke na le (tichêrê). I was with the (teacher).

A: Mookamedi o ne a le kae?

B: O ne a seyô. He was absent.

C-5

A: A Susan o ne a le teng mo tlelaseng gompinci?

B: Eo, o ne a le teng.  
Or: Ee, o n'a le teng.

A: A o tla bo o le teng  
ka mosô?

B: Nnyaa, o rile, o tlabo a  
seyô.

No, she said she will be absent.

CYCLE 151: I SEE BILL DOESN'T DANCE WELL.M-1

Ke fitlhetse John a [palama]      I found that John [rides] well.  
sentlê.

Ke fitlhetse John a [bêrêka]      I found that John [works] well.  
sentlê.

Ke fitlhetse John a [tshameka]      I found that John [plays] well.  
sentlê.

Ke fitlhetse John a [tantsha]      I found that John [dances] well.  
sentlê.

M-2

Ke fitlhetse Bill a sa [palame]      I see that Bill [doesn't ride] well.  
sentlê.

Ke fitlhetse Bill a sa [bereke]      I see that Bill [doesn't work] well.  
sentlê.

Ke fitlhetse Bill a sa [tshameke]      I see that Bill [doesn't play] well.  
sentlê.

Ke fitlhetse Bill a sa [tantshe]      I see that Bill [doesn't dance] well.  
sentlê.

C-1

A: Thabô le Bill ba [palama]  
jang?

B: Ke fitlhetse thabô a [palama]  
sentlê.

A: Bill ênéê?

B: Êné, ke fitlhetse a sa  
[palame] sentlê.

C-2

A: O tswa kae?

B: Ke tswa kwa ofising ya mookamedi.

A: O fitlhetse a dira eng?

B: Ke fitlhetse a sa dire sepê.      I found him not doing a thing.

C-3

- A: Bill o fitlhile ka nako mang? What (at which) time did Bill arrive?
- B: O fitlhile bosigo.
- A: A o fitlhile a kolobile?
- B: Nya, o fitlhile a sa kôlôba.

C-4

- A: A o tswa gae?
- B: Ee.
- A: O fitlhetse ba tsogile jang?
- B: Ke fitlhetsa sa tsoga sentlê.

C-5

- A: Ke mang yo o binang?
- B: Ke [Susana].
- A: A o fitlhetse a bina sentlê?
- B: Nyaa, ke fitlhetse a sa bine sentlê.

NOTES: CYCLE 151

The participial forms (as taught in this cycle) are used only in subordinate constructions. They are used 1) in clauses indicating concurrent action (this cycle), 2) in constructions indicating a sequence of actions (it can be used in Cycle 107), 3) after certain conjunctions (like *fa* 'if', *ka* 'as, since', *leja* 'even if, although', etc.), and in many other constructions too complicated for such a brief note as this.

The positive forms are:

1st pers.	ke rêka	re rêka
2nd pers.	a rêka	lo rêka
3rd pers. cl. 1	a rêka	ba rêka
2	o rêka	e rêka, etc.

The negative forms are:

1st pers.	ke sa rêke	re sa rêke
2nd pers.	o sa rêke	lo sa rêke
3rd pers. cl. 1	a sa rêke	ba sa rêke
2	o sa rêke	e sa rêke, etc.



CYCLE 152: WILL YOU BE AT MY PARTY?M-1

A o tla nna teng kwa  
[moletlong wa me]?

Will you be at [my feast]?

A o tla nna teng kwa  
[phuthegong]?

Will you be at the [meeting]?

A o tla nna teng kwa  
[kerekeng]?

Will you be at [church]?

C-1

A: A o tla nna teng kwa moletlong  
wa me?

Yes, I think I will be there.

B: Ee, ke bona gore ke tla nna  
teng.

A: Nka itumela thata fa o ka  
nna teng.

I will (can) be happy if you will (can)  
be there.

C-2

A: A o tlaa tla kwa phuthegong?

B: Ga keitse sentlê. O batla  
gore re yê?

A: Ee. Go siame. Ke tla ieka  
go nna teng.

Okay. I will try to be there.

C-3

A: A o tla nna teng kwa  
[kerekeng] ka [Sontaga]?

B: Ee, ke tla nna teng. Wênaa?

A: Le nna, ke rata go nna teng.

Me too, I'd like to be there.

M-2

Ga twe Pulê o tlabo a le teng  
mo [phuthegong] ka mosô.

It is said that Pule will be [at the  
meeting] tomorrow.

Ga twe Pulê o tlabo a le teng  
mo [moletlong] ka mosô.

It is said that Pule will be [at the  
party] tomorrow.

Ga twe Pulê o tlabo a le teng  
mo [Gaborone] ka mosô.

It is said that Pule will be [in  
Gaborones] tomorrow.

C-4

A: Ke batla go bua le Thabô.  
A ko o botswe gore nka  
mmôna kae?

I want to speak with Thabo. Please  
ask where I can find him.

B: Ga twe o tla ba a le teng  
kwa phuthegong ka mosô,  
mme o ka mmôna teng.

They say he will be at the [assembly]  
tomorrow, and you can see him right  
there.

A: Kea leboga. Ke tla leka  
go kôpana le ênê teng.

Thanks. I will try to meet him right  
there.

M-3

John o rata go nna [lepiskops].

John would like to be a [volunteer].

John o rata go nna [kgose].

John would like to be a [chief].

John o rata go nna [ngaka].

John would like to be a [doctor].

C-5

A: [John] o rata go bêrêka eng  
fa a fetsa dithutô tsa gagwê?

What does [John] want to do when he  
finishes his education?

B: O rata go nna [nkaka].

M-4

E tla nna [lepiskops].

He will be a [P.C.V.].

E tla nna [kgose].

He will be a [chief].

E tla nna [mooki].

She will be a [nurse].

E tla nna [moruti].

He will be a [minister].

C-6

A: [Susana] o tla bêrêka eng  
fa a fitlha Botswana?

B: E tla nna [mooki].

CYCLE 153: DO YOU WANT TO MAKE HIM STOP?M-1

<u>Teacher</u>	<u>Response</u>	
rêka	rekisa	buy/cause to buy, sell
itse	itsise	know/cause to know, tell
êma	êmisa	stand, stop/cause to stop
palama	palamisa	ride/cause to ride
diêga	diegisa	delay/cause to delay
tshêga	tshegisa	laugh/cause to laugh
utlwa	utlwisa	hear, taste/cause to taste
boa	busa	return/cause to return
duêla	duedisa	pay/cause to pay

M-2

O batla go [rekisa pitse]?	Do you want to [sell a horse]?
O batla go [emisa pitse]?	Do you want to [stop a horse]?
O batla go [itsise Susan]?	Do you want to [inform Susan]?
O batla go [diegisa Susan]?	Do you want to [delay Susan]?

C-1

A: Pitse e e gana go êma.	This horse refuses to stop.
B: O batla go e emisa?	Do you want to make him stop?
A: Ee.	
B: Tshwara tomo, o e tšisê, e tla êma.	Grasp the reins, hold him firmly, he'll stop.

C-2

- A: Ke ya go rēka [pitse] kwa go [Phiri]. I'm going to buy [a horse] from [Phiri].
- B: A o rekisa [pitse]? Is he selling [a horse]?
- A: Ee, ke utlwile a re wa e rekisa. Yes, he heard him say that he is selling one.

C-3

- A: A o itse gore sekolo se tsēna leng? It begins at 8:00. Please inform [Susan].
- B: Nyaa, ga ke itse. Se tsēna leng? Thanks. I will tell her.
- C: Se tsēna ka 8:00. O itsise [Susan].
- B: Kea leboga. Ke tla mo itsise.

M-3

<u>Teacher</u>	<u>Response</u>	
itumēla	itumedisa	be happy/make happy
fēela	feedisa	sweep/help sweep
siame	siamisa	nice/make nice
dumēla	dumedisa	agree/great
tshaba	tshabisa	be afraid, fear/make afraid
ja	jesa	eat/feed

M-4

- Ke mang yo o [rekisang diwatshe]? Who [sells watches]?
- Ke mang yo o [feedisang] ntlo? Who is [helping sweep] the house?
- Ke mang yo o [itumedisang Ann]? Who is [making Ann happy]?

C-4

A: Ke mang yo o [rekisang diwatshe]?

B: Ke nna.

A: A o ka [rekisa watshe] ya me?

Can you sell this watch of mine?

B: Ke bōna gore nka e rekisa. E tliše ke bōnê.

I think I can sell it. Bring it so I can see.

A: Ke e.

B: Ke tla go bolêlêla fa e rekilwe.

I will tell you when it is sold.

C-5

A: A o a bōna gore ntlo e e leswê?

Do you see that this house (room) is not clean?

B: Ee.

A: O tla e fêedisa leng?

When will you help sweep it?

B: Fa ke fetsa go tlhatswa dijana.

M-3

<u>Teacher</u>	<u>Response</u>	
tsaya	ntseisa	take/help to carry
dumêla	dumedisa	agree, believe/greet
gōga	gogisa	smoke/give tobacco to
supa	supisa	point at/show, demonstrate
nyala	nyadisa	marry/give bogadi

C-6

A: Ke batla go goga nme ga ke ha motsoko.

B: Motsoko o teng kwa go [Bill]. O tla go gogisa.

[Bill] has some tobacco. He'll give you some. (lit: cause you to smoke)

CYCLE 154: ANNIE WAS A COOK.M-1

Thari e ne e le [moapei].

Thari was a [cook].

Thari e ne e le [mokgweetsi].

Thari was a [driver].

Thari e ne e le [moatlhodi].

Thari was a [judge].

Thari e ne e le [morekisi].

Thari was a [seller].

C-1

A: Thari o ne a dira'ng?

What work was Thari doing?

B: E ne e le [moapei].

He was a [cook].

M-2

Thari e tla nna [moagi].

Thari will be a [builder].

Thari e tla nna [moruti].

Thari will be a [minister].

Thari e tla nna [mooki].

Thari will be a [nurse].

Thari e tla nna [molemi].

Thari will be a [demonstrator].

C-2

A: Thari o tla dira tirô efe?

What kind of work will Thari do?

B: O tla nna [moruti].

He will be a [minister].

C-3

A: Molatlhegi o ntse a bêrêka?

Is Molatlhegi working?

B: Ga a tihole a bêrêka.

He isn't working anymore.

A: Ga a sa tlhōla a bêrêka ke'ng?

Why is he no longer working?

B: O tsêna sekolo.

He's attending school.

A: O ne a dira'ng?

What work was he doing?

B: E ne e le [morekisi].

A: Jaanong o tla bêrêka'ng  
fa a fetsa dithutô tsa  
gagwê?

What will he do when he finishes his  
education?

B: E tla mma [molemi].

M-3

Maabane go ne go le [Sontaga].

Yesterday was [Sunday].

Maabane go ne go le [Sateretaga].

Yesterday was [Saturday].

Maabane go ne go le [Mmantaga].

Yesterday was [Monday].

C-4

A: Maabane go ne go le la  
bokae?

What day was yesterday?

B: Go ne go le [Saterataga].

M-4

Ke utlwa gore kwa Mochudi go  
ne go le [mokete].

I hear that in Mochudi there was  
a [feast].

Ke utlwa gore kwa Mochudi go  
ne go le [reisisi].

I hear that in Mochudi there was  
a [horse race].

Ke utlwa gore kwa Mochudi go  
ne go le [lenya16].

I hear that in Mochudi there was  
a [wedding].

C-5

A: O utlwile dikgang dife  
gompieno?

What news have you heard today?

B: Ke utlwa gore kwa Mochudi  
go ne go le [mokete].

I hear that over in Mochudi there  
was a [feast].

A: Leng?

B: [Ma16ba].

CYCLE 155: I'VE ALREADY EATEN.M-1

Ke setso ke [buile].

I've already said [it].

Ke setso ke [jelê].

I've already [eaten].

Ke setso ke [tlhapiile].

I've already [bathed].

Ke setso ke [apere].

I've already [dressed].

C-1

A: A re yê go [ja].

B: Nna, ke setse ke [jelê].

Me, I've already [eaten].

M-2

[Mpetsê] jaaka fa o setse o boletse.

[Beat me] as you have already said/told (you would).

[Nthagê] jaaka fa o setse o boletse.

[Kick me] as you have already said/told (you would).

[Mphanyê] jaaka fa o setse o boletse.

[Hit me] as you have already said/told (you would).

C-2

A: Ke tla go [betsa] gônê jaanong.

I will [beat] you right now.

B: O a tsêwa. O tla [betsa] mmago pele.

You are crazy (raving). You can [beat] your mother first.

A: Hee monna o se ka wa bua ka mmê, o a utlwa?

Hey man, don't speak about my mother, you hear?

B: Ke setse ke buile. [Mpetsê] jaaka o setse o boletse.

I already said (it). [Beat me] like you already said (you would).

Or: Ke setse ke buile. [Mpetse].



M-3

Ke setse ke tsa maya.

I'm already going.

Ke ne ke tsa maya.

I was going.

Ke ntse ke tsa maya.

I'm going.

\* \* \* \* \*

Ke setse ke lwala.

I'm (already) sick.

Ke ne ke lwala.

I was sick/I was being sick.

Ke ntse ke lwala.

I'm continuing to be sick.

\* \* \* \* \*

Ke setse ke tshaba.

I'm (already) scared.

Ke ne ke tshaba.

I was afraid/I was in a state of fright.

Ke ntse ke tshaba.

I'm busy being frightened.

C-3

A: A o nts'o tshameka bolo?

Are you still playing ball?

B: Nyaa, ga ke sa tihole ke tshameka.

No, I'm no longer playing.

A: Ao: molato ke'ng?

B: Ke ne ke lwala.

I got sick.

CYCLE 156: WE'LL MEET IN THE ROOM WITH THE CHAIRS IN IT.M-1Teacher

Batho ba feta gaufe le  
Setlhare. Setlhare  
se na le tshipi.

Ke bôna lesaka.  
Lesaka le na le  
dikgomo mo teng.

Re tsisitse  
mabôkôsê. Mabokose a  
na le dimphô mo teng.

Re tla kôpanêla  
mo kamoreng. Kamore  
e na le ditilô.

Response

Batho ba feta  
gaufe le  
setlhare se se  
nang le tshipi.

Ke bôna lesaka le I see a kraal which has cattle in it.  
le nang le dikgomo  
mo teng.

Re tsisitse  
mabôkôsê a a  
nang le  
dimphô.

Re tla kôpanêla  
mo kamoreng e e  
nang le dibuka.

The people are passing near a  
tree which has a bell (in it).

I see a kraal which has cattle in it.

We brought boxes which have  
presents inside.

We will meet in the room that  
has chairs in it.

C-1

T: O ya go feta kae?

Where are you going to pass by?

S: Fa setihareng se  
se nang le tshipi.

By the tree with the bell in it.

C-2

T: John o bôna eng?

John what are you looking at?

S: Ke bôna letlapa le  
le nang le mebala.

I see a stone with colors.

C-3

T: O tsile go batla eng?

What have you come to ask for?

S: Ke tsile go kopa metsi  
a a nang le segagane.

I have come to ask for water  
with ice in it.

C-4

T: Lo tswa go ja kae?

Where did you go to eat?

S: Re tswa go ja kwa  
hoteleng e e nang le  
basetšana ba ba ntlê.

We went to eat at a hotel where  
they have beautiful girls.

M-2

Ke batla mosimane.  
Ke mmetli.

Ke batla mosimane yo  
e leng mmetli.

I'm looking for the boy who  
is a carpenter.

Re bone monna.  
Ke motsomi.

Re bone monna yo e  
leng motsomi.

We saw the man who is a hunter.

Ngwana o êtêla  
monna. Ke ngaka.

Ngwana o êtêla  
monna yo e leng  
ngaka.

The child is visiting the man  
who is a doctor.

Yole ke mosetsana.  
O tla nna le PCV  
selemô.

Yole ke mosetsana  
yo e tla nna le  
PCV selemô.

That is the girl who will be  
a PCV in summer.

C-5

A: Lo tswa kae?

Where are you coming from?

B: Re tswa go tshwara  
mosimane yo o tshabang  
sekolo.

We had gone to catch a boy  
who is afraid of going to  
school.

C-6

A: Monna, dikgang ke eng?

Hey man! What's the latest  
news?

B: Ga tve monna yo e leng  
molemisi kwa Mahalapye  
o a tsênwà.

I understand the agricultural  
demonstrator at Mahalapye is mad.

A: Ao, batho.

Oh what a shame!

C-7

A: A o utlwile gore monna  
yo e neng e le Ramadi o  
utsitse madi?

Have you heard that the man  
who was Treasurer has stolen  
money?

B: Ee, ba mo tshwene  
maabane.

Yes, they arrested him yesterday.

CYCLE 157: I WASN'T BUYING FOOD.M-1

<u>Teacher</u>	<u>Response</u>	
Ke ne ke (ya) ngakeng.	Ke ne ke sa (ye) ngakeng.	I wasn't (going to) the doctor.
Ke ne ke (tswa) ngakeng.	Ke ne ke sa (tswa) ngakeng.	I wasn't (coming from) the doctor.
Ke ne ke (bêrêka) ngakeng.	Ke ne ke sa (bereke) ngakeng.	I wasn't (working at) the doctor's place.

C-1

A: Ke ne ka go bôna kwa toropong maabane. O n'o [tswa] ngakeng?	I saw you in town yesterday. You were [coming from] the doctor's?
B: Nnyaa ke ne ke sa (tswa) ngakeng.	
A: O n'o [tswa] kae?	Where were you [coming from]?
B: Ke ne ke [tswa] lebentleleng.	

M-2

<u>Teacher</u>	<u>Response</u>	
Ke ne ke (rêka dijô) kwa khefing.	Ke ne ke sa (reke dijô) kwa khefing.	I wasn't (buying food) at the cafe.
Ke ne ke (batla Susan) kwa khefing.	Ke ne ke sa (batle Susan) kwa khefing.	I wasn't (looking for Susan) at the cafe.
Ke ne ke (isa dilwana) kwa khefing.	Ke ne ke sa (ise dilwana) kwa khefing.	I wasn't (taking clothes/goods) to the cafe.

C-2

A: O n'o [rêka dijô] kwa [khefing] maabane?	Were you [buying food] at the cafe yesterday?
B: Ke ne ke sa [reke dijô].	
A: O n'o [rêka'ng]?	
B: Ke ne ke [rêka dikêrêse].	

M-3

<u>Teacher</u>	<u>Response</u>	
Jim o ne a (tsamaya ka bonakô).	Jim o ne a sa (tsamaye ka bonakô).	Jim wasn't (walking very fast).
Jim o ne a (bêrêka).	Jim o ne a sa (bereke).	Jim wasn't (working).
Jim o ne a (bua).	Jim o ne a sa (bue).	Jim wasn't (talking).
Jim o ne a (rekisa dinamune).	Jim o ne a sa (rekise dinamune).	Jim wasn't (selling oranges).

C-3

- A: Ke bone [Jim] mo beseng maabane. I saw [Jim] on the bus yesterday.
- B: O n'a dira'ng? A o ne a rekisa dinamune? What was he doing? Was he selling oranges?
- A: Nnyaa o ne a sa rekise dinamune. O ne a bêrêka. No, he wasn't selling oranges. He was working.
- B: Nnyaa, Jim o rekisa dinamune mo beseng, ga a bereke teng.

NOTES: CYCLE 157

The past continuous signifies that the action was continuing or in progress at a given point in past time.

The positive forms are (as you learned in cycle 150): (with rêka 'to buy')

1st pers.	ke nê ke rêka	re nê re rêka
2nd pers.	ð nô o rêka	lo nô lo rêka
3rd pers.		
cl. 1	ó na a rêka	ba nê ba rêka
cl. 2	ó nô o rêka	e nê e rêka, etc.

The negative forms are:

1st pers.	ke nê ke sa rêke	re nê re sa rêke
2nd pers.	ð nô o sa rêke	lo nô lo sa rêke
3rd pers.		
cl. 1	ó na a sa rêke	ba nê ba sa rêke
cl. 2	ó nô o sa rêke	enê e sa rêke, etc.

CYCLE 158: YOU HAVEN'T SEEN A THING YET.M-1

Ga ke ise ke (bone) sepê.

I haven't seen a thing yet.

Ga ke ise ke (utlwe) sepê.

I haven't heard a thing yet.

Ga ke ise ke (bue) sepê.

I haven't spoken a thing yet.

C-1A: Ke utlwile o bua.  
O n'o re'ng?I heard you speak. What did  
you say?

B: Nyaa ga ke ise ke bue sepê.

No, I haven't said anything  
yet.M-2

Ga ke ise ke (fetse).

I haven't finished yet.

Ga ke ise ke (je).

I haven't eaten yet.

Ga ke ise ke (palame).

I haven't ridden yet.

Ga ke ise ke (kwale).

I haven't written yet.

C-2A: Dikga'ng ke dife  
gompieno?

What's the news today?

B: Ga ke itse. Ga ke ise  
ke utlwe sepê.I don't know. I haven't  
heard a thing as yet.C-3A: A o feditse go kwala  
lekwalô?

B: Ga ke ise ke fetse.

A: Fa o fetsa go le kwala,  
o le têngê, o yê go le  
posa.When you finish, stamp it,  
and go to mail it.M-3

Nyaa ga a ise a (goroge).

No, he hasn't arrived yet.

Nyaa ga a ise a (fetse).

No, he hasn't finished yet.

Nyaa ga a ise a (palame).

No, he hasn't ridden yet.

C-4

A: A o (gorogile)?

B: Nyaa, ga a ise a (goroge).

C-5

A: Dikga'ng ke dife gompieno?

What is the news today?

B: Ga ke itse. Ga ke ise  
ke utlwe.  
Wena o utlwile dife?

A: Ke utlwa gore kwa Ramoutaa  
go ne go le mokete o  
mogolo.

I hear that over in Ramoutsa  
there was a big feast.

B: Leng?

A: Malôba.

Just day before yesterday.

B: E le mokete wa'ng?

What was the feast for?

A: Wa go amogêla mapeskops a  
a tswang Amerika.

For receiving the volunteers  
from America.

B: Ba gorogile leng?

A: Ba gorogile gônê malôba.

B: Jaanong ke mang yo  
o neng a dirile mokete?

Who was giving the feast?

A: Ke utlwa gotwe ke Tonakgolo  
le matona a mmusô.

I hear it was the prime  
minister and the cabinet of  
the Government.

NOTES: CYCLE 158

Ise 'not yet' corresponds to the positive tense setse 'already'.

CYCLE 159: WHO READS THE SETSWANA NEWSPAPER FOR HIM?M-1

êta	êtêla	visit/visit (somebody)
apaa	apêela	cook/cook for (somebody)
rêka	rêkêla	buy/buy for (somebody)
êma	êmêla	stop, wait/wait for (somebody)
bina	binêla	dance/dance for (somebody)
batla	batlêla	want/look for (something for somebody)
itumêla	itumêlêla	be happy/be happy for (something or somebody)
tla	tlêla	come/bring (something for somebody)

C-1

A: O setse o tsamaya?	Are you going already?
B: Ee, ke ya go apaya.	Yes, I'm going to cook.
A: Ao! o apêela mang?	Oh! Who are you cooking for?
B: Ke apêela bana ba me.	I'm cooking for my children.

C-2

A: Lo ya kae?	Where are you going?
B: Lebentieleng.	
A: Lo ya go dira'ng?	
B: Re ya go rêkêla bana diaparô.	We're going to buy clothes for the children.

M-2

bolêla	bolêlêla	tell/tell to (someone)
kwala	kwâlêla	write/write to, write for (someone)
bala	balêla	read/read for (someone)
tswala	tswalêla	close/shut (somebody) out/in
ala	alêla	prepare the bed/prepare the bed for



jala	jalêla	sow/sow (seeds) for
simolola	simololêla	begin, start/begin for, start for
dira	dirêla	do make/do make for

C-3

A: A mookamedi wa lona  
o itse go bala Setswana?

B: Ga a itse.

A: Ke mang yo o mmaletlêng  
dikoranta tsa Setswana?

Who reads the Setswana  
newspaper for him?

B: Ke (Bill).

M-3

tihatswa	tihatswetsa	wash/wash for
tlatsa	tlaletsa	fill/fill for
botsa	boletsa	ask/ask for (something) for (somebody)
tsisa	tsisetsa	bring/bring for
senya	senyetsa	do damage/do damage to (someone's property)
bitsa	biletse	call/call (someone) for (somebody)

C-4

A: A diapolê di teng kwa  
gaeno?

B: Ee, di dintsi. Oa di  
rata?

A: Ee, ke di rata thata.

B: Ke tla di go tsisetsa  
ka Mmantaga.

A: Ke tla leboga thata.

C-5

A: Lo gorogile leng  
mono?

B: Re gorogile maabane.

A: Lo gorogetse kae?

Where have you arrived at (for lodging)/where are you accommodated?

B: Re gorogetse kwa hoteleng.

We are accommodated at the hotel.

A: Lo tsile go fetsa nakô e kae?

How much time have you come to spend?

B: Malatsi a mararo.

M-4

O ithutêla'ng Setswana?

Why are you studying Setswana?

O batlêla'ng sesepa?

Why are you looking for soap?

O kwalêla'ng lekwalô?

Why are you writing a letter?

C-6

A: O rêkêla'ng pampiri?

Why are you buying paper?

B: Ka gore ke batla go kwalêla kgaitsadiakê yo o kwa Molepolole.

Because I want to write to my brother who is in Molepolole.

C-7

A: O ratêla'ng go gôga?

Why do you like to smoke?

B: Ke a go rata ka gore go monate.

I like it because it tastes good.

NOTES: CYCLE 159

Êla is suffixed to the verb stem to indicate that an action is carried out in behalf of, or for someone.

This form in questions often takes on the meaning 'why, for whom, for what reason'. For example, o rekela'ng baki? "why did you buy a jacket?"

CYCLE 160: I'M PROMISING TO WORK TWO YEARS IN BOTSWANA.M-1

<u>Teacher</u>	<u>Response</u>	
tlama	itlama	bind/bind oneself
tshêpa	itshêpa	trust/trust oneself, be conceited
tshaba	itshaba	fear/fear oneself
kokobetsa	ikokobetsa	humble/humble oneself
kgantsha	ikgantsha	show (with pride)/be conceited

C-1

- A: A o batla go nna lepiskops? Do you want to be a volunteer?
- B: Ee.  
Or: Ee, ke batla go nna lepiskops.
- A: O itlama gore o tla bêrêka mo Botswana dingwaga tse pedi? Are you promising (binding yourself) to work two years in Botswana?
- B: Ee, ke itlama jalo. Yes, I've bound myself thus.
- A: Ee a leboga.

C-2

- A: Mosadi yo o olosang o itlamile ka'ng? This woman who is winnowing, what has she tied herself with?
- B: Ka jale. With a shawl.
- A: O itlamile ka jale kae? Where has she tied herself with a shawl?
- B: O itlamile ka yônê mo lethekeng. She has tied herself around the waist with it (shawl).

C-3

- A: O batla mang?
- B: Ke batla mookamodi. A o tla mpha torô?

A: Ke a bôna gore o tla e go fa. Fêla, o ikokobetse fa o bua le baokamedi.

I think he will give you (some). Only humble yourself when you speak with the directors.

B: Kea ikokobetsa malatsi otlhe fa ke bua le baokamedi.

I always humble myself when I speak with the staff.

A: Go siame. A re yô hê, ke go isê kwa ofising.

C-4

A: A [Mamelelô] o itse go bua le batho sentlê?

B: O botsa jalo ka gore'ng?

Why do you ask thus?

A: Ka gore ke utlwile a sa bue le [Phiri] sentlê.

Because I heard her speak rudely to [Phiri].

B: Ee, ke motho yo o ikgantshang thata. Ga a itse go bua le batho sentlê.

Yes, she is a person who is extremely conceited.

M-2

ruta

ithuta

teach/teach oneself, learn

rata

itbata

love/love oneself

raga

itnaga

kick/kick oneself

rêka

ithêka

buy/be worth buying

C-5

Parent: (Bill) o ithuta jang kwa sekolong?

Teacher: O ithuta sentlê thata.

Parent: A o bôna gore o tla pasa?

Do you expect that he will pass?

Teacher: Ee, o tla pasa motlhofo.

Yes, he will pass easily.

Parent: Ee tla leboga thata richêrê.

NOTES: CYCLE 160

The reflexive prefix i- expresses the idea of the English -self or -selves, and indicates that the action is reflected or directed back upon the subject of the verb.

CYCLE 161: I ONCE ATE SHRIMP.M-1

Nkile ka ya Maung.

I once went to Maung.

Nkile ka ja shrimp.

I once ate shrimp.

Nkile ka betswa ke Jim.

I was once thrashed by Jim.

M-2

A o kile wa ya maung?

C-1

A: Phatê ya gago e  
tshwana le yame.

Your mat looks like mine, did you  
get it in Maun?

B: A o e rekile kwa Maung?

A: Ee, nkile ka ya teng.

B: Le nna ke e rekile fa  
nkile ka ya teng.

C-2

A: O ja eng Pule?

B: Ke ja [tlhapi].

A: Nkile kaja [shrimp] fa ke le  
kwa Amerika.

B: [Shrimp] ke eng?

A: Ke [tlhapi].

M-3

Ke tihôla ke go bôna o feta.

I often see you walk by.

A o tihôla o ya kwa toropong?

Do you always go to town?

O tihôla le mang mo gae?

Who are you always with at home?

A o tihôla o reetsa dikgang?

Do you always listen to the news?

A o tihôla o reeditse dikgang?

Have you always listened to the news?

C-3

A: Dumêla Mrs. Tshêkô?

B: Dumêla nna.

A: A o a nkitse?

B: Nnyaa, mme fêla ke tihôla  
ke go bôna.

M-4

Ke tloga ke tsamaya le bese.

I'll leave by bus in a minute.

Ke tloga ke go betsa.

I'll hit you in a minute.

O tloga a bolêla.

He's returning home in a minute.

Ke tloga ke lela.

I'm going to cry any second now.

M-5

O tloga o dira'ng?

What are you going to be doing in a  
minute?

C-4

B: Grace ma foo.

Grace: Itlhaganêlê.

B: Michael wa mpolaya, ke  
tloga ke lela.

Mike: (twisting B's arm) Ke batla  
gore o lelê.

NOTES: CYCLE 161

In a statement kile expresses the idea 'once'; in a question 'ever'.

The present and future tenses of tlhola express the idea of repeated action. In the negative (cycle 137) it means 'no longer', which is the negative idea corresponding to santse 'still'.

The verb tloga is used to mean 'presently, shortly, in a minute'.

CYCLE 162: BOTSWANA BECAME SELF-GOVERNING IN 1966.M-1

busa	ipusa	govern/govern oneself
bôna	ipôna	see/see oneself
botsa	ipotsa	ask/ask oneself
babalêla	ipabalêla	take care of/take care of oneself
baka	ipaka	praise/praise oneself
bcêlêla	ipoêlêla	repeat/repeat oneself

C-1

A: A naga ya Botswana e busiwa ke Englane?	Is the country of Botswana ruled by England?
B: Nyaa Botswana ke naga e e ipusang.	No, the country of Botswana rules itself.
A: Ao! E simolotse go ipusa leng?	Oh! When did it begin to rule itself?
B: E simolotse go ipusa ka 1966.	

G-2

A: A o utlwa gore go tsididi?	Do you feel that it is cold?
B: Ee, kea utlwa.	Yes, I feel it.
A: O tshwanetse go ipabalêla. O se ka wa ya kwa ntlê.	You ought to take care of yourself. Don't go outside.
B: Ka goreng?	
A: Ka gore fa o sa ipabalele o tla tshwarwa ke sefuba.	Because if you don't take care of yourself, you will catch (be caught by) a cold.

M-2

tlhatswa	itlhatswê	wash/wash oneself
tlhaba	itlhabê	prick/prick oneself
tlhopha	itlhophê	arrange/adorn oneself
leba	itebê	look at/look at oneself
laletsa	italetse	invite oneself
fisa	iphisê	burn/burn oneself



fitlha	iphitlhê	hide/hide oneself
itse	ikitse	know/know oneself
sapa	itshapê	

C-3

- A: (John), a o setse o  
itlhapisitse?      John, have you washed  
yourself?
- B: Nyaa, ga ke ise ke  
itlhapese.      No, I haven't washed myself  
as yet.
- A: O tia itlhapisa leng?  
Sekolo sea tsêna gônê  
jaanong.      When will you wash? School  
begins right now.
- B: Mphê sesepa ke tlhape ka  
bonakô.      Give me soap so that I  
may wash quickly.
- A: Tsaya sesepa ke se.

NOTES: CYCLE 162

(Refer to notes, Cycle 160). You will notice that some of the forms in this cycle do not remain the same when the i- reflexive prefix is attached to the verb stem. The same changes that take place in the object concord series for the first person singular (N) also occur after i-. Thus f becomes ph, l becomes t, a k is inserted before all vowel-initial verb stems. It will also be noted that some verbs take a final ê. These are irregular and will have to be memorized.

CYCLE 163: I'M TEACHING TEN STUDENTS.M-1

Ke bôna batho (ba le babedi).	I see two people.
Ke bôna batho (ba le bararo).	I see three people.
Ke bôna batho (ba le banê).	I see four people.
Ke bôna batho (ba le batlhano).	I see five people.
Ke bôna batho (ba le barataro).	I see six people.

M-2

O bôna (batho ba le kae) mo setshwantshong se?	How many people do you see in the picture?
O bôna (matlo a le kae) mo setshwantshong se?	How many houses do you see in the picture?
O bôna (dibuka di le kae) mo setshwantshong se?	How many books do you see in the picture?

M-3

Ke bôna matlo (a le mabedi).	I see two houses.
Ke bôna matlo ( a le mararo).	I see three houses.
Ke bôna matlo (a le manê).	I see four houses.
Ke bôna matlo (a le matlhano).	I see five houses.
Ke bôna matlo (a le marataro).	I see six houses.

C-1

T: Mo setshwantshong se o bôna [matlo a] le kae?	In this picture how many houses do you see?
S: Ke bôna [matlo a] le manê.	I see four houses.
S: Nna ke bôna [matlo a] le matlhano.	But I see five houses.

M-4

Ke ruta barutwa (ba fêra-bobedi).	I am teaching 8 students.
Ke ruta barutwa (ba fêra-bongwe).	I am teaching 9 students.
Ke ruta barutwa (ba le lesomê).	I am teaching 10 students.

C-2

A: Go na le mabênkêlê a  
le kae mo Ramoutsa?

How many stores are there in  
Ramoutsa?

B: Mo Ramoutsa go na le  
mabênkêlê a fêra-bobedi.

In Ramoutsa there are eight stores.

C: Nnyasa, go na le mabênkêlê  
a le lesomê.

No, there are ten stores.

C-3

A: Susan o bonye dikwalô di  
le kae gompieno?

How many letters did Susan  
get today?

B: O bonye dikwalô di  
le lesomê.

She got ten letters.

M-5

Ke rekile dibuka di  
(fêra-bobedi).

I have bought 8 books.

Ke rekile dibuka di (di fêra-  
bongwe).

I have bought 9 books.

Ke rekile dibuka di (di le  
lesomê).

I have bought 10 books.

C-4

A: O tswa go rêka eng?

What had you gone to buy?

B: Ke tswa go rêka [dibuka].

I had gone to buy books.

A: O rekile [dibuka] di le  
kae?

How many did you buy?

B: Ke rekile dibuka di  
[fêra bongwe].

I bought 9 books.

NOTES: CYCLE 163

There are two sets of terms used for counting objects which are (almost always) interchangeable. The exact form these take will depend upon the number, itself. For numbers 2-6 they are--

Class	Two	Three	Four	Five	Six
1	ba babêdi	ba bararo	ba banê	ba batlhano	ba barataro
2	e mebêdi	ê meraro	ê menê	ê metlhano	ê merataro
3, 7	a mabêdi	a mararo	a manê	a matlhano	a marataro
4, 5, 6,	tsê pêdi	tsê tharo	tsê mê	tsê tlhano	tsê thataro

And--

Class

- 1 ba le babêdi, ba le bararo, ba le banê, ba le batlhano, ba le barataro;
- 2 e le mebêdi, e le meraro, e le menê, e le metlhano, e le merataro;
- 3, 7 a le mabêdi, a le mararo, a le manê, a le matlhano, a le marataro;
- 4,5,6 di le pêdi, di le tharo, di le nnê, di le tlhano, di le thataro;

The numeral 'seven' is expressed by forms based on the verb supa 'to point', referring to the index finger of the right hand, which indicates this number in counting. The form corresponding to the first set above is: ba supa ; to the latter ba ba supang.

'Eight' and 'nine' are expressed by forms based on the verb fera 'to bend over', referring to the 'bent' position of the fingers used in indicating these numbers. Ba fera bobedi and Ba fera bongwe correspond to the first set of terms; ba ba ferang bobedi and ba ba ferang bongwe correspond to the latter.

The numeral 'ten' is lesome, ba balesome (sometimes ba basome) and ba le lesome correspond to the first and second sets above, respectively.

Some of the numerals for 'eleven' through '1001' are given below:

Setswana Numbers

- 11 lesomê le bongwe
- 12 lesomê le bobedi
- 13 lesomê le boraro
- 14 lesomê le bonê
- 15 lesomê le botlhano
- 16 lesomê le borataro
- 17 lesomê le bosupa
- 18 lesomê le bofêra bobedi
- 19 lesomê le bofêra bongwe
- 20 masomê a mabedi
- 21 masomê a mabedi le bongwe
- 22 masomê a mabedi le bobedi
- 23 masomê a mabedi le boraro

- 24 masomê a mabedi le bonê  
 25 masomê a mabedi le botlhano  
 26 masomê a mabedi le borataro  
 27 masomê a mabedi le bosupa  
 28 masomê a mabedi le bofera bobedi  
 29 masomê a mabedi le bofera bongwe  
 30 masomê a mararo  
 40 masomê a manê  
 50 masomê a matlhano  
 60 masomê a maratataro  
 70 masomê a a supang  
 80 masomê a a ferang bobedi  
 90 masomê a a ferang bongwe  
 100 lekgolo  
 101 lekgolo le bongwe  
 102 lekgolo le bobedi  
 103 lekgolo le boraro  
 111 lekgolo le le lesomê le le motso bongwe  
 112 lekgolo le le lesomê le le metso mebedi  
 120 lekgolo le masomê a mabedi  
 130 lekgolo le masomê a mararo  
 140 lekgolo le masomê a manê  
 1000 toisênê (sekâtê)  
 1001 toisênê le bongwe



425


BEST COPY AVAILABLE






427







CONCORD CHART

	Person	Personal (Absolute) Pronouns	Subject Concord	Object Concord	Possessive Pronoun
Singular	1st - I	nna	ke	"N"	me
	2nd - you	wêna	o	ga	gago
	3rd - he/she	ênê	o (a in negative)	mo	gagwê

Plural	1st - we	rona	re	re	rona
	2nd - you all	lona	lo/le	lo	lona
	3rd - they	bônê	ba	ba	bônê

	Class Prefix	Subject Concord	Possessive Concord	Object Concord	Absolute Pronoun	Demonstrative "this, these"	"that, those"	"that, those, over there"
1	ma	o	wa	mo	ênê	yo (o)	yoo (oo)	yole (ole)
	ba	ba	ba	ba	bônê	ba	bao	bale
2	mo	o	wa	o	ônê	o (yo)	oo (yoo)	ole (yole)
	me	e	ya	e	yônê	e	eo	ele
3	le	le	la	le	lônê	le (je)	leo (jeo)	lele (jale)
	ma	a	a	a	ônê	a	ao	ale
4	se	se	sa	se	sônê	se	seo	sele
	di	di	tsa	di	tsônê	tse	tseo	tsele
5	"N"	e	ya	e	yônê	e	eo	ele
	di	di	tsa	di	tsônê	tse	tseo	tsele
6	lo/le	le (lo)	lwa/la	le (lo)	lônê	le (lo)	leo (loo)	lele (lole)
	di	di	tsa	di	tsônê	tse	tseo	tsele
7	bo	bo (jo)	ba (jwa)	bo	bônê (jone)	bo (jo)	boo (joo)	bole (jole)
	ma	a	a	a	ônê	a	ao	ale

## Vocabulary

### A

a-	let (hortative marker)
-a	of (possessive particle)
a	"Is it so that...?" (interrogative particle for 'yes/no' questions)
ádímá	to borrow
ága	to build
àkà	to tell lies
ákányá	to think
àlà	to prepare a bed
àlàfà	to doctor, to give medicine
ámáàrúrí	truly, really
àmògèlà	to receive
àpàyà	to cook
àpàrà	to dress
àpòlà	to undress
ápòlê, <u>dì-</u>	apple
àrábá	to answer
átìholà	to decide, adjudge

### B

báákányá	to prepare, get ready
bábálêlà	to spare
báésékélé, <u>dì-</u>	bicycle

<u>báésèkòpò</u> , <u>dí-</u>	the movies, the cinema
<u>bàkà</u>	to praise
<u>bákí</u> , <u>dí-</u>	jacket
<u>bàlà</u>	to read
<u>bàlélà</u>	to read for someone
<u>bánkà</u> , <u>dí-</u>	bank
<u>bàtlà</u>	to want, look for
<u>báyà</u>	to put
<u>béísàné</u> , <u>dí-</u>	basin, bowl
<u>béké</u> , <u>dí-</u>	week
<u>bèlà</u>	to boil
<u>bèlèsà</u>	to saddle
<u>bèlèsòlòlà</u>	to unload
<u>bérékà</u>	to work
<u>bèsà</u>	to make fire
<u>bésè</u> , <u>dí-</u>	bus
<u>bètsà</u>	to hit, beat
<u>bèlègà</u>	to carry
<u>bèné-bòrókgwé</u> , <u>dí-</u>	underpants
<u>bídíwà</u>	to be called, named
<u>bínà</u>	to dance
<u>bítsà</u>	to call
<u>bóà</u>	to return
<u>bòámáàrúrí</u>	truth
<u>bòbòkó</u> , <u>mà-</u>	brain
<u>bóéíéíà</u>	to repeat
<u>bóéìà</u>	to return to
<u>bófólólà</u>	to untie
<u>bògádi</u> , <u>mà-</u>	bride price
<u>bògálè</u>	anger, sharpness

bòg6lòg6l6	long ago
bòg6bê, ma-	porridge
bògwêrà	boys' circumcision ceremony, initiation school
bòjàlé	girls' initiation school, ceremony
bòjàlwá, ma-	beer
bòjàng, ma-	grass
bòkètè	weight
bòkgwábò	tame
bòkòné	north
bòkòwà	to be weak
bólélélà	to tell to
bólélà	to tell
bòlètà	soft, tender
bólólà	to set out on a journey
bòlòl	witchcraft
bólóká	to save, keep
bólayá	to kill
bòláòsé, ma-	blouse
bòláo, ma-	bed
bòlékáné	pail
bòlwétsè, ma-	sickness
bònakò	fast, quick
bónóíó	to be easy
bónkísl, di-	peas
bòntshà	to show
bòntshò	blackness
bòntlê	beauty
bònyà	slowness
bópá	to form, to make, to mold
bòphirimàtsàtsí	sunset, west

bòròkò	sleep; bye bye
bòròthò, ma-	bread
bòròkgwé, ma-	trousers
bòrógò, mà-	bridge
bòshá	recent (of late, recently), in the near future
bòsigò, ma-	night
bòswá	an inheritance
bòswèú	whiteness
bòtálá	greenness
bòtòkà	to become better
bòtsà	to ask
bòthìthò	to be warm
bòtshéìò	life
bòtshéka	north
bòtìhàbàtsàtsì	sunrise, east
bòtìhálè	wisdom
bòtìhé	all of the people
bòtìhókò, ma-	to be painful, sick, sore; a sickness, pain, soreness
bòtìhòkwá	state of being needed, lacking
bòwá, mà-	wool
bòrwá	south
bòfà	to tie
bòlò, di-	ball
bòná	to see
bònálá	to appear
bòtòrò	butter
bòtìlòlò, di-	bottle
bùà	to skin
bùá	to talk
bùká, di-	book
bùlá	to open

buladisa	to walk half way home
bupé, <u>ma-</u>	flour
búsà	to govern, rule

C

cháchè, <u>mà-</u>	Anglican
chípl	to be cheap
chókò, <u>di-</u>	chalk

D

diégà	to delay
dibòlà	to cut in half (of big squashes and melons)
didimálà	to be quiet
dilá	to smear, plaster
dirà	to work; do; make
dirêlà	to work for, serve
disá	to herd, take care of animals
dómétírí, <u>di-</u>	dormitory
dùmèlà	to believe, agree
dùmèlà	hello! hi!
dúélà	to pay
dúdúétsá	to shriek, trill (wag the tongue from side to side while shrieking - it needs a demonstration to be understood)
dùmà	to sound, to roar



ébòng	<u>E</u> namely, that is
eé	yes
ehé	oh really!
éltí	eight
èkèté	probably
èlètsà	to desire
émfèlòpò, <u>dí-</u>	envelope
èng	what?
émá	<u>E</u> to stand, wait, stop
émélelá	to leave
émèrè, <u>dí-</u>	bucket
ènè	him
ènké, <u>dí-</u>	ink
éntà	to vaccinate
èpà	to dig
ètà	to visit
fá	<u>F</u> near, next to (locative particle)
fá	to give
fá	when, if
fáàtshè	down, ground
fágàré	in the middle
fáíóíá	to escape
fápá	to bind, wrap up
fàtsà	to chop wood
-fe	which?
fèlò, <u>mà-</u>	place
fèrìkgónḡ	January

fètà	to pass
fètòlèlà	translate, change, to turn over
fétsá	to finish, end
féélá	sweep
félá	only
fépá	to feed
físá	to burn
fitlhá	to arrive, find, hide
fitlhèlà	to find
fòfà	to fly
fòlògà	to come down from
fòsà	to miss, make a mistake
fóúná	to phone
fólá	recover, become well
fòròtlhò, <u>di-</u>	fork
fréitàgà	Friday
fúdúgá	to move from one place to another
fùnèlà	to tie
fúró	fodder

G

gà	rot
gà	to fetch water
gá-bóné	their home
gádíká	to roast, fry
gàntsl	often
gáé, <u>mà-</u>	home
gáèné	your home
gá-ètshó	my home
gá-gàbó	his home

gágò	yours
gágwê	his, hers, its
gáísá	to beat (in score), surpass, excel
gálásè, <u>dí-</u>	glass
gáléfá	to be angry
gá-lóná	your (pl.) home
gámá	to milk (an animal)
gáná	to refuse
gàngwè-féla	once only
gápê	again
gá-róná	our home
gásà	to broadcast, spread
gátwè	it is said that
gàúfí	near, next to
gàútá	gold
gòdímbò	on top of
gólégòányè	a little bit
gòmpíèné	now, today
gòngwé	perhaps, maybe
gópólá	to think, be of the opinion
gòrè	that, so that
gòtlhé	entirely, everything
gòtlhè-gòtlhé	all together
gógá	to smoke, pull, drag
gòrògà	to arrive
gwètíá	fall, autumn

hámòré, di-  
 héèlà  
 hémà  
 hémpe, di-  
 hòtèlè, di-  
 hùndòlà  
 húmá  
 hùtshé, di-  
 hùkú, di-

H  
 hammer  
 hey!  
 to breathe  
 shirt  
 hotel  
 to untie  
 to get rich, enrich  
 hat  
 turn

íkhútsá  
 íkétlè  
 íkgántshá  
 ilè  
 inamá  
 ípúsá  
 isà'  
 íntshwárélè  
 ítápólósá  
 ítháthá  
 íthútá  
 ítlámá  
 ítsé  
 ítlhágánélá  
 ítshégá  
 ítsísé  
 ítómélá

I  
 to rest  
 wait!  
 to be impudent  
 gone (perf. of ya 'to go')  
 to stoop over  
 to rule oneself, to be self governing  
 to take (along)  
 excuse me!  
 to rest  
 to tie  
 to study, learn  
 to bind  
 to know  
 to hurry  
 cut oneself  
 to inform  
 to be happy

já	to eat
jànáná	so, like that
jàkà	as, like
jànónǔ	now
jàífá	to jive
jàlá	to sow seeds
jàlé, <u>dì-</u>	shawl
jàló	then, so
jàng	how?
jàràtá, <u>dì-</u>	yard, garden
jàsè, <u>dì-</u>	coat
jàsì, <u>dì-</u>	jersey (Br.), sweater

## K

ká	at (temporal adverb formative)
ká	in, by means of, with (instrumental adverb formative)
ká	can, be able
ká bònàkò	fast, quickly
ká bònnyà	slowly
káè	where?
kágò, <u>dì-</u>	building
kàló	so much, so great
ká m̀sò	morning, tomorrow
kàná	or
ká pèlè	fast
kátsé, <u>dì-</u>	cat
kàúsù, <u>dì-</u>	stocking

kè	I
ké	by (agentive adverbial formative)
ke gônê	all right, OK, so long! see you later!
kêrêkê, <u>dì-</u>	church
kíchí, <u>dì-</u>	kitchen
kímà	thick, fat
kòbô, <u>dì-</u>	blanket
kófi	coffee
kókò	knock, knock! Is anyone at home?
kòkòbètsà	to humble, cause to stoop, bring low
kòlòbê, <u>dì-</u>	pig
kólóì, <u>dì-</u>	wagon
kòndòlòlà	to unbend
kòpà	ask
kópl, <u>dì-</u>	cup
kòpòràsì, <u>dì-</u>	co-op store
kòròng	wheat
kòtsì, <u>dì-</u>	accident
kólóbá	to get wet
kòná	to be
kòpànà	to meet
kòràntá, <u>dì-</u>	newspaper
kòrêkà	to correct
kùtá	to shear (wool)
kwá	at, to (locative formative)
kwálá	to write
kwánó	here

khábòtò, dì-  
 khài, dì-  
 khéfi, dì-  
 khémíst, dì-  
 khóná, dì-  
 khùbámá  
 khùrùmòlà  
 khútshwàné

Kh  
 cupboard  
 cloth  
 cafe  
 drug store  
 corner  
 to kneel  
 to open  
 short

kgábò, dì-  
 kgákà, dì-  
 kgákálà  
 kgákgámátsò, dì-  
 kgálégá  
 kgántèlé

Kg  
 flame, a monkey  
 guinea fowl  
 far  
 wonder, miracle  
 to become thirsty  
 presently, by and by, in a little while,  
 a little while ago

kgántsíádì, bó-  
 kgáng, dì-  
 kgáólá  
 kgètsánà, dì-  
 kgòbòlà  
 kgógò, dì-  
 kgóìògóìó  
 kgómó, dì-  
 kgósi, màgósi  
 kgótlà  
 kgòtsà

a man's sister, a woman's brother  
 news  
 to cut off  
 purse  
 to rub  
 chicken  
 old  
 cow  
 chief  
 chief's courtyard  
 or, either

kgòná	to be able, be capable of
kgòró, <u>dí-</u>	doorway
kgwèdí, <u>dí-</u>	month
kgwèètsà	to drive
<u>L</u>	
Lábóbèdí	Tuesday
Lábónê	Thursday
Lábòráró	Wednesday
Lábòtlhánó	Friday
lálá	to lie down, to lodge, to spend the night
lálétsá	to invite
làpà	to tire, be tired
làtà	to fetch, follow
làtêlà	to follow after
làtlhá	to throw away
làtlhéǵá	to lose
lé	and, with (conjunctive formative)
lèáká, <u>mà-</u>	lie
lébá	to look at, head for
<u>lèbàkà</u> , <u>mà-</u>	affairs, matters
<u>lèbàlà</u> , <u>mà-</u>	playground
lèbàlà	to forget
<u>lèbàtí</u> , <u>mà-</u>	door
<u>lèbêlé</u> , <u>mà-</u>	corn (Br.) sorghum
lèbêlélá	to expect
<u>lèbèntlêlé</u> , <u>mà-</u>	shop, general store
<u>lèbitlà</u> , <u>mà-</u>	grave
lèbòǵá	to thank, be thankful



<u>lèbòkòsè, m̀-</u>	box
<u>lèbònè, d̀-</u>	lamp, lantern
<u>lèé, m̀-</u>	egg
<u>lèfá</u>	although
<u>lèfátshè, m̀-</u>	world, country
<u>lèfèélò, d̀-</u>	broom
<u>lèfèlá</u>	nothing, vanity
<u>lèfifi,</u>	darkness
<u>lèfòfá, m̀-</u>	feather
<u>lèfòkò, m̀-</u>	word, news
<u>lègáé, m̀-</u>	home
<u>lègálà, m̀-</u>	coal
<u>lègápú, m̀-</u>	watermelon
<u>lègòdù, m̀-</u>	thief
<u>lèínà, m̀-</u>	name
<u>lèínò, m̀nò</u>	teeth
<u>lèísò, m̀-</u>	fireplace
<u>lèítihò, m̀tíhò</u>	eye
<u>lèjè, m̀-</u>	stone
<u>léká</u>	to try
<u>lèkàwanà, m̀-</u>	youth, a young boy
<u>lèkèrè, d̀-</u>	candy
<u>lèkwálò, m̀-</u>	letter, book
<u>lèkwètè, m̀-</u>	hard chunks of earth
<u>lèkgèthò, m̀-</u>	tax
<u>lèlà, m̀-</u>	stomach
<u>lèlápá, m̀-</u>	home
<u>lèlwalá, m̀-</u>	grinding stone, grinding device
<u>lèmà</u>	to plough
<u>lèng</u>	when?
<u>lèntswé, m̀-</u>	word, voice
<u>lèntswè, m̀-</u>	mountain

<u>lènyáló</u> , <u>mà-</u>	wedding
<u>lènyéná</u> , <u>mà-</u>	earring
<u>lènyórá</u> , <u>mà-</u>	thirst
<u>lèókòríbà</u> , <u>mà-</u>	precipice
<u>lèòtó</u> , <u>mà-</u>	leg
<u>lèpòdísi</u> , <u>mà-</u>	police
<u>lèrágò</u> , <u>mà-</u>	buttocks
<u>lèrákò</u> , <u>dìthákò</u>	stone wall
<u>lèrátò</u> , <u>mà-</u>	love
<u>lèràtíá</u> , <u>mà-</u>	noise
<u>léré</u>	to bring
<u>lèròlè</u> , <u>mà-</u>	dust
<u>lèròlè</u> , <u>mà-</u>	calf
<u>lèrù</u> , <u>mà-</u>	cloud
<u>lèrúò</u> , <u>mà-</u>	spear, bullet
<u>lèrúò</u> , <u>mà-</u>	wealth
<u>lèsàkà</u> , <u>mà-</u>	kraal
<u>lèsápò</u> , <u>mà-</u>	bone
<u>lèséà</u> , <u>mà-</u>	baby
<u>lèsèdí</u> , <u>mà-</u>	a light
<u>lèségò</u> , <u>mà-</u>	lucky, a blessing
<u>lèséka</u> , <u>mà-</u>	bracelet
<u>lèsêlò</u> , <u>mà-</u>	winnowing basket
<u>lèsómé</u> , <u>mà-</u>	ten
<u>lèsò</u> , <u>dì-</u>	spoon
<u>lèswànà</u> , <u>mà-</u>	spoon
<u>lèswé</u> , <u>mà-</u>	dirt
<u>lèthékà</u> , <u>mà-</u>	waist
<u>lètìlálò</u> , <u>mà-</u>	skin
<u>lètìhàbùlà</u>	autumn

<u>lètsàtsí</u> , <u>mà-</u>	day, sun
<u>lètsélà</u> , <u>mà-</u>	cloth
<u>lètsógò</u> , <u>mà-</u>	arm
<u>lètswái</u> , <u>mà-</u>	salt
<u>lètshòró</u>	fever
<u>lò</u>	you (pl.)
<u>lòápf</u> , <u>mà-</u>	sky
<u>lòbàkà</u> , <u>mà-</u>	time, opportunity
<u>lòètò</u> , <u>mà-</u>	journey
<u>lògà</u>	to weave, plait, knit, braid
<u>lògàdimá</u> , <u>dì-</u>	lightning
<u>lògága</u> , <u>dìkgága</u>	cliff
<u>lògóng</u> , <u>dìkgóng</u>	wood
<u>lòkà</u>	to salt, season, sweeten
<u>lòlémè</u> , <u>dítémè</u>	tongue
<u>lómá</u>	to bite
<u>lóná</u>	you all
<u>lònàkà</u> , <u>dì-</u>	horn
<u>lónálà</u> , <u>dì-</u>	nail
<u>lórá</u>	to dream
<u>lórí</u> , <u>dì-</u>	touch
<u>lwálà</u>	to be sick
<u>màábánè</u>	ye, yesterday
<u>màábànyàné</u>	evening
<u>màdí</u>	money; blood
<u>màdílá</u>	thick milk, sour milk
<u>màfúrà</u> ( <u>lèfúrà</u> = singular, but seldom used)	fat, oil

màkàlà	to become surprised
màlôbà	some days ago
máútagà	Monday
màntsibòwá	afternoon
máng	who?
màrigà	winter
màsi	milk
mà thé	saliva
màtlhàtsò	Saturday
mèlà	to ferment
mènà	to fold
mètsà	to swallow
mètsi	water
minà	to blow the nose
místrêsé	teacher (female)
ímá, bó-	mother
ímágo, bó-	your mother
ímántsòtsò, bó	hornless cow
ímàràkà, dí-	market
ímé	but
ímíshèné, dí-	mission
ímútlà, bó-	hare
ú	in, inside (of), on (locative formative)
òági, bà-	builder
òipèl, bí-	cook
mòetlhòti, bà-	judge
ímáà, mēbēlā	color
ímēl, mēbēlā	body
ímēl, mēbēlā	work, job
ímēl, mēbēlā	corn
ímēl, mēbēlā	small path mad. by cattle
ímòko, mēbēlā	chaff

<u>mú</u> , <u>mébú</u>	earth
<u>músi</u> , <u>bábúsi</u>	governor
<u>músó</u> , <u>mébúsó</u>	government
<u>módímò</u>	God
<u>mòdiri</u> , <u>bà-</u>	worker
<u>mòdisá</u> , <u>bà-</u>	shepherd
<u>mòdámò</u> , <u>mè-</u>	noise
<u>mòèng</u> , <u>bà-</u>	visitor
<u>mòèti</u> , <u>bà-</u>	traveler, a stranger, visitor
<u>mòfufútso</u> , <u>mè-</u>	sweat
<u>mòfútà</u> , <u>mè-</u>	kind
<u>mògálà</u> , <u>mè-</u>	string, wire, tele
<u>mògátsà</u> , <u>bà-</u>	spouse, husband or
<u>mògògì</u> , <u>bà-</u>	church elder
<u>mògòkgó</u> , <u>mè-</u>	principal (school)
<u>mògómá</u> , <u>mè-</u>	hoe, plow
<u>mhíkèlà</u> , <u>mèhíkèlà</u>	a cold (with a stuffy nose)
<u>mòhúmanégi</u> , <u>bà-</u>	poor person
<u>mòkété</u> , <u>mè-</u>	feast
<u>mòkòti</u> , <u>mè-</u>	mine
<u>mòkòtiá</u> , <u>mè-</u>	bag, purse
<u>mòkwádl</u> , <u>bà-</u>	a writer
<u>mòkwálédl</u> , <u>bà-</u>	secretary
<u>mòkgòphà</u> , <u>mè-</u>	aloe
<u>mòkgosi</u> , <u>mè-</u>	a loud shout
<u>mòkgwéétsi</u> , <u>bà-</u>	driver
<u>mólálà</u> , <u>mè-</u>	neck
<u>mòlámú</u> , <u>mè-</u>	stick, billy club
<u>mòlàódl</u> , <u>bà-</u>	a ruler, district commissioner
<u>mòlàò</u> , <u>mè-</u>	law
<u>mòlàpò</u> , <u>mè-</u>	a creek (river)
<u>mòlàtó</u> , <u>mè-</u>	mistake

<u>mòlélô</u> , <u>mè-</u>	match, fire
<u>mòlélô</u>	to be hot (of temperature)
<u>mòlèmi</u> , <u>bà-</u>	farmer
<u>mòlémô</u> , <u>mè-</u>	medicine
<u>mòlètìbò</u> , <u>mè-</u>	feast
<u>mòlèma</u>	the left (side)
<u>mòlòdí</u> , <u>mè-</u>	a whistling
<u>mòlòbì</u> , <u>bà-</u>	a wizard or witch
<u>mòlòmò</u> , <u>mè-</u>	mouth
<u>mòlòrà</u> , <u>mè-</u>	ashes; soap
<u>móná</u>	to suck
<u>mónátè</u>	nice
<u>móná</u> , <u>bà-</u>	man
<u>mónó</u>	here
<u>mòntsàná</u> , <u>mè-</u>	mosquito
<u>mòwàná</u> , <u>mè-</u>	finger
<u>móng</u> , <u>bèng</u>	master, owner
<u>mònyádi</u> , <u>bà-</u>	a bridegroom
<u>mònyádiwá</u> , <u>bà-</u>	bride
<u>mòòkámédi</u> , <u>bà-</u>	director
<u>mòòki</u> , <u>bà-</u>	nurse
<u>mòòtlwàná</u> , <u>mè-</u>	threshing sticks
<u>mòràfè</u> , <u>mè-</u>	nation, tribe, a people
<u>mòrágò</u>	behind, after
<u>mòràkà</u> , <u>mè-</u>	cattle post
<u>mòrékisi</u> , <u>bà-</u>	salesman
<u>mòrèná</u> , <u>bà-</u> (also pl. <u>màrèná</u> )	master, sir, chief, boss
<u>mòríri</u> , <u>mè-</u>	hair
<u>mòríti</u> , <u>mè-</u>	shadow
<u>mòrò</u>	gravy, broth

<u>mòrógò</u> , <u>mè-</u>	vegetables
<u>mòrútl</u> , <u>bà-</u>	priest; teacher
<u>mòrútwaná</u> , <u>bà-</u>	student
<u>mòrwá</u> , <u>bà-</u>	a son; a southerner
<u>mòrwádiá</u> , <u>bà-</u>	daughter
<u>mòrwárré</u> , <u>bà-</u>	brother; sister
<u>mòrwéetsàná</u> , <u>bà-</u>	girl
<u>mòsádi</u> , <u>bà-</u>	woman
<u>mòsárwa</u> , <u>bà-</u>	Bushman
<u>mòsésè</u> , <u>mè-</u>	dress
<u>mòsétsàná</u> , <u>bà-</u>	girl
<u>mòsí</u> , <u>mè-</u>	smoke
<u>mòsimá</u> , <u>mè-</u>	hole in the ground
<u>mòsimané</u> , <u>bà-</u>	boy
<u>mòsò</u> , <u>mè-</u>	morning
<u>mòsòkò</u> , <u>mè-</u>	porridge
<u>mòsùpl</u> , <u>bà-</u>	witness
<u>mòtògò</u> , <u>mè-</u>	soft porridge
<u>mòthò</u> , <u>bà-</u>	person
<u>mòthúsi</u> , <u>bà-</u>	helper
<u>mòtlápà</u> , <u>mè-</u>	lazy person
<u>mòtlhànkà</u> , <u>bà-</u>	slave servant
<u>mòtlhàpé</u> , <u>mà-</u>	flock (groups of animals)
<u>mòtlhòfò</u>	easily
<u>mòtlhòlò</u> , <u>mè-</u>	miracle
<u>mòtsádi</u> , <u>bà-</u>	parent
<u>mòtsè</u> , <u>mè-</u>	village
<u>mòtsòkò</u> , <u>mè-</u>	tobacco
<u>mòtshámékò</u> , <u>mè-</u>	a play, game
<u>mòtshè</u> , <u>mè-</u>	pestle
<u>mòtshégàré</u>	midday, noon

<u>mómó</u> , <u>méómó</u>	shin
<u>mpà</u> , <u>dì-</u>	belly
<u>mpà</u> , <u>dì-</u>	switch, stick
<u>mphá</u>	give me!
<u>mphó</u> , <u>dì-</u>	gift
<u>mútlwá</u> , <u>mèbftlwà</u>	thorn
<u>N</u>	
<u>nà</u>	to fall (rain)
<u>ná lé</u>	to have, be with
<u>náené</u>	nine
<u>nàgà</u> , <u>dì-</u>	countryside
<u>nàkò</u> , <u>dì-</u>	time
<u>nàrà</u> , <u>dì-</u>	meat
<u>námáné</u> , <u>dì-</u>	calf
<u>námúné</u> , <u>dì-</u>	orange
<u>nàwá</u> , <u>dì-</u>	bean
<u>nére</u>	to bring
<u>néò</u> , <u>dì-</u>	gift
<u>nkú</u> , <u>dì-</u>	sheep
<u>nkgwánà</u> , <u>dì-</u>	clay pot
<u>nná</u>	me
<u>nnà</u>	sit, live, stay
<u>nnésè</u> , <u>dì-</u>	nurse
<u>nnényàné</u>	so and so, what's-his-name
<u>-nnyé</u>	little
<u>nòkà</u> , <u>dì-</u>	river, spring
<u>nósá</u>	to give a drink
<u>nònyáné</u> , <u>dì-</u>	bird



nótlélá	to lock
nógà, dī-	smoke
nónà	to become fat, get fat
ntáté, b6-	father
ntátémògólò, b6-	grandfather
nthò, dī-	wound
ntié	outside
ntlò, mātìlò	house
ntlhá	point, an end
ntsi, dī-	fly
ntshà	to take out, bring out
-ntshò	black
ntsá, dī-	dog
nwá	to drink

Ng

-ng	(locative suffix)
-ng	(imperative plural suffix)
-ng	(relative clause suffix)
ngaka, dī-	doctor
ngwàgá, dī-	year
ngwáná, baná	child
ngwányáná, bà-	girl

Ny

nyáá	no!
nyálá	to marry

0  
 bbola  
 ofisi, di-  
 ogbala  
 oketsa  
 okomala  
 olosa  
 omosa  
 onorok, di-  
 -otihé

0  
 you  
 to peel, to bark a tree  
 office  
 to take out of fire  
 to add more to, increase  
 to look into or down  
 to winnow  
 to make warm  
 petticoat  
 all

omá  
 ományá  
 onáíá  
 opà, diatla  
 órá  
 ótá  
 otlanà  
 opéíá

Ô  
 to dry  
 to scold  
 to get old  
 to clap hands  
 to warm oneself  
 to be thin  
 to strike one another  
 to sing

pagóííá  
 páká  
 pálamá  
 pálélwá  
 pàíó, di-  
 pámpírl, di-

P  
 to take down, unload  
 to provide water for a journey  
 to ride, climb  
 to be unable  
 number  
 paper

páná	to hitch (animals)
pánó1ó1á	to unhitch
pápétlá	to crush
paràfinè	kerosine
pàsà	pass studies
pátá	to accompany
pátélétsá	to force
pèipi, <u>dì-</u>	pipe
pélé	in front, first, before
pèlò, <u>dì-</u>	heart
péo, <u>dì-</u>	seed
pépèré, <u>dì-</u>	pepper
pérékisi, <u>dì-</u>	peach
pêbà, <u>dì-</u>	mouse
pégá	load, hang up
pênè, <u>dì-</u>	pen
pénsêlé, <u>dì-</u>	pencil
pêtsánà, <u>dì-</u>	a foal
pídisi, <u>dì-</u>	pill
pítiká	to overturn
pítikó1ó1á	to turn over
pítlágáná	to be crowded
pítsá, <u>dì-</u>	pot
pítsé, <u>dì-</u>	horse
pítsó, <u>dì-</u>	meeting
pódl, <u>dì-</u>	goat
pó1é1ò, <u>dì-</u>	composition, story
pómá	to cut hair
pósá	to post, mail

pótó1ógá	to surround, go around
pótsò, dī-	question
pósò, dī-	post office
púlà, dī-	rain
púò, dī-	language, speech talk

phákêlà	very early
phámòlà	to snatch
phányá	to strike
phátà, dī-	gap, opening in hills
phátê, dī-	a skin for sleeping on
phátlálátsá	to dismiss, disperse
phàtsà, dī-	a chip, a splinter
phátlhà, dī-	place
phéfò, dī-	wind
phètògò, dī-	change
phí1ò, dī-	kidney
phímòlà	to wipe, dust
phít1hò, dī-	burial, funeral
phò1ò, dī-	OK
phóchà	to flail, thresh corn
phò1ògò1ò, dī-	animal
phúnyá	to piece
phùthà	to gather, to collect
phùthêgò, dī-	meeting
phùthò1òlà	to open, unfold, unwrap

ráfá	to scoop out (solid), take out (as meal)
rága	to kick
rálálá	to go through, pass through
rápámá	to lay down on sides only, to recline
rápèlá	to pray
rátá	to like, love
ráyá	say, tell, mean
ré	to say, to do
rè	we
rébólá	to permit
réétsá	to listen
réísi, <u>di-</u>	rice
rèísisi, <u>di-</u>	horse race
rékisá	to sell
rèpísá	to loosen
rèká	to buy
rémá	to chop
rógá	to curse, swear
rómá	to send
róná	us
rósekáné, <u>di-</u>	horse brush
ròtá	to urinate
ròbá	to harvest (corn)
ròbàlà	to sleep
Rómá	Roman Catholic
ròpá	to tether
írá, <u>bó-</u>	father
írémògólò, <u>bó-</u>	grandfather, man older than father
rúíéíá	to roof a house

rúrl	truly
rútá	to teach
rwáíá	wear (on head, limbs)
rwáíéíá	to gather firewood

S

sabátá, di-	sabbath, Seventh Day Adventist church
sáèsé, di-	size
ságà, di-	saw
sáíá	to stay
sáíé, di-	saddle
sámá	to pillow, put something under the head when sleeping for a cushion
sántsé	still
sátèrètágà	Saturday
sé	she/he/it is not, they are not (negative third person copula 'to be')
sèàpàrò, di-	garment, clothes
sèàtlà, di-	a hand
sèbàgá, di-	bread
sèbé, di-	sin
sèbèdisò, di-	yeast
sèbètè, di-	liver
sèbówà, di-	threshing floor
sèbúru	Afrikaans
sèdìbà, di-	well, borehole
sèfàkò, di-	hail
sèfòfáné, di-	plane
sèfòrà	French
ségá	to cut, slice
ségágáné	frost

<u>sègòkòdò, dī-</u>	spider
<u>sègòtìlò, dī-</u>	backyard
<u>sègwánà, dī-</u>	calabash
<u>sègwèrè, dī-</u>	bulb (plant)
<u>sèhúbà, dī-</u>	cold; chest
<u>sèipátò, dī-</u>	an excuse
<u>sèjànà, dī-</u>	dish
<u>sèjò, dī-</u>	food
<u>sèkákà, dī-</u>	waterless country, desert
<u>sèkámò, dī-</u>	comb
<u>sèkèrèsè, dī-</u>	cigarettes
<u>sèkètè, dī-</u>	a skirt
sèkísà	to try in court
<u>sèkólò, dī-</u>	school
<u>sèkòtshèkàrà, dī-</u>	donkey cart
<u>sèkòtlèlè, dī-</u>	basin
<u>sèkgwà, dī-</u>	the john; forest
<u>sèkgòwà</u>	English
<u>sèkgwámà, dī-</u>	purse
<u>sèlélí, dī-</u>	sledge
<u>sèlèmò, dī-</u>	summer
<u>sèlèlò</u>	crying, weeping
<u>sèlèpè, dī-</u>	an axe
<u>sèlòtìlòlò, dī-</u>	key
<u>sèlò, dī-</u>	thing
<u>sèlwánà, dī-</u>	something, belongings
<u>sènnámè, dī-</u>	thingamabob
<u>sènò, dī-</u>	drink
<u>sèntlè</u>	well
<u>sèngwè, dī-</u>	something
sényá	to damage, spoil

<u>s</u> éòlò, <u>d</u> i-	ant heap, termite hill
<u>s</u> èpatélê, <u>d</u> i-	hospital
<u>s</u> èphìrì, <u>d</u> i-	a secret
<u>s</u> eramé	cold
<u>s</u> èrèpé, <u>d</u> i-	tobacco additive
<u>s</u> èrómámòwá, <u>d</u> i-	radio
<u>s</u> èrótò, <u>d</u> i-	basket
<u>s</u> èsánà, <u>d</u> i-	stump
<u>s</u> èsépà, <u>d</u> i-	soap
<u>s</u> èsùpò, <u>d</u> i-	a sign, signal, evidence
<u>s</u> ètáíé, <u>d</u> i-	stable
<u>s</u> èténá, <u>d</u> i-	brick
<u>s</u> ètémépé, <u>d</u> i-	stamp
<u>s</u> ètófò, <u>d</u> i-	stove
<u>s</u> ètúlò, <u>d</u> i-	chair
<u>s</u> èthúnyà, <u>d</u> i-	flower
<u>s</u> ètlhàbí, <u>d</u> i-	pain in the heart
<u>s</u> ètlhákó, <u>d</u> i-	shoe
<u>s</u> ètlharè, <u>d</u> i-	tree
<u>s</u> ètswalò, <u>d</u> i-	door
<u>s</u> ètshabà, <u>d</u> i-	nation, tribe
<u>s</u> ètshwákga, <u>d</u> i	a lazy person
<u>s</u> ètshwántshò, <u>d</u> i-	picture, snapshot
sébé	to slander, whisper, gossip
sèlá	to pick up (after falling)
síá	to leave, run
síáná	to run
síéíá	to give (liquid) reserve for, pour out for
sílà	to grind
símóíóíá	to start, begin
sítwá	to be cold



sólá	to groom
sòlòfèlâ	to hope, think, expect
sòmèlâ	to push in, push through
sòmòlâ	to push out
sòntága	Sunday
sòphò, <u>dì-</u>	soup
sùbitshì, <u>dì</u>	sweets, candy
súkìrì	sugar
súná	to kiss
sùpà	seven; to point
sùpèètsà	to show to (someone)
sùtâ	to move away, over
swá	to die
swàbilè	to be sorry
ša	to be burning
šápà	to beat, swim

T

tábógá	to run
tàbòlâ	to heap out (carelessly), dip out with hand
táfòlè, <u>dì-</u>	table
tàgà	to become drunk
táka (or tēka)	to set (a table)
tàlá	green
tánkì	thanks!
tántéìò	to fasten
tántshá	to dance
tápblè, <u>dì-</u>	potato
tèbbògò	thanks

téé, <u>dí-</u>	tea
tèng	there
tèréná, <u>dí-</u>	train
tèmpà	to stamp
tíchêré, <u>mà-</u>	teacher (male)
tíísá	to hold firmly; be positive, certain
tímá	be stingy; put out fire, lights
tíng, <u>dí-</u>	sour porridge
tírò, <u>dí-</u>	work, job
tómò, <u>dí-</u>	rein
tóná, <u>mà-</u>	cabinet minister
tónà-kgólò, <u>mà-</u>	prime minister
tòákí, <u>dí-</u>	donkey
tòrò, <u>dí-</u>	a dream
tòròpò, <u>dí-</u>	town
tòtá	real, really!
túélò	reward, payment
túkwi, <u>dí-</u>	scarf
túrù	expensive
twé	said

tháf, <u>dí-</u>	<u>Th</u>
thátà	tie
thátárò	hard; very much, too much
thàrí, <u>dí-</u>	six
tháthà	sling
tháthólólá	wind
thékò	to unwind
	a purchase, buying

thí <b>b</b> á	to block
thípá, <u>dí-</u>	knife
thótò, <u>dí-</u>	goods, baggage, possessions
thòthí, <u>dí-</u>	drop
thòbà	to break away, (of people and animals only); elope
thùbà	to break something
thúlá	to bump
thúnyá	to bloom
thútò, <u>dí-</u>	lesson, education
thúsá	to help

tlà	come, arrive
tlàà	will (future tense)
tlálà	full
tlàlà	hunger
tlámá	to wear; tie (e.g. bells) around the waist
tlàsé	under, underneath, ground, floor, bottom
tlàtlànà, <u>dí-</u>	basket
tlátsá	to fill
tlèlàsè, <u>dí-</u>	class
tlélekí, <u>dí-</u>	saddle cloth
tlisà	to bring
tlògà	to depart, leave
tlògèlà	to leave
tlòsà	to remove, rinse
tlòtìà	to discuss, converse

tihàbà	to prick, stab
tihàgòlâ	to weed, cultivate
tiháhúnâ	to chew
tihálè, <u>dì-</u>	thread (sewing)
tiháíósá	explain
tihàpà	to wash (oneself)
tihàtlàgànyà	to pile things on top of one another
tihàtlhêlà	to keep in
tihàtlhóbá	to examine
tihàtswà	to wash (something)
tihé	please!
tihóáfálà	to be serious
tihókófátsá	to torment
tihòtsà	to be lame, to limp
tihòbòlò, <u>dì-</u>	gun
tihògò, <u>dì-</u>	head
tihókómélá	to care for (animals)
tihòkà	to lack, to need
tihólà	to spend the day, pay a visit
tihòphà	to arrange, choose
tihòtthà	to strain a liquid

Ts

tsálá, <u>dì-</u>	friend
tsàmàyà	to go, walk
tsáyá	take
tsèlà, <u>dì-</u>	way, road
tsényá	to hold, put in

tsèbè, di-	ear
tsená	to come in, enter
tsénwa	to be mad
tsídídí	cold
tsilé	have come (perfect of <u>tlà</u> )
tsisà	to bring
taitsibósá	to refresh, revive (a fainting or stunned person)
tsógá	to rise, wake up
tsómá	to hunt
tswà	to come from, out
tswalà	to close, seal
tswéetswée	please!
tswélélà	to progress, improve
tswélòpèlè	progress

Tsh

tshábá	to be afraid, fear, flee
tsháméká	to play
tshásá	to spread, smear (something on something or someone)
tshèlà	to live; cross river
tshègà	to laugh
tshékò	a case in court
tshèlà	to pour
tshépá	to trust
tshikinyà	to shake (something solid)
tshilò, di-	grinding stone, grinding device
tshimò, <u>masimò</u>	field
tshípi	Sunday

tshípl, <u>dí-</u>	bell; iron
tshólá	to have, hold
tshólétsá	to lift up
tshòlògà	to be spilled
tshwáná	to be alike, resemble
tshwára	hold, grab, catch
tshwánétsé	ought to
tshwènyà	to bother, worry someone

útlwá	<u>U</u>
útlwàbòtlhókò	to listen, hear, understand
umàkà	to be sorry
	to mention

wà	<u>W</u>
wená	to fall
wáírí, <u>dí-</u>	you
wátshè, <u>dí-</u>	wire
	watch

yá	<u>Y</u>
	to go

Vocabulary

A

able, to be	kgónà
accident	kotsi, di-
accompany, to	pátá
add more to, to	òkètsà
adjudge, to	átlhóla
affair(s)	lèbàkà, mà-
afraid, to be	tshábá
Afrikaans	Sèbúru
after	mbrágò gá
afternoon	màntsíbòwá
again	gápê
age, to	ónálá
airplane	sèfòfáné, di-
alike, to be	tshwáná
all	-ótlhé
all (of people)	bótlhé
aloe, an	mòkgòphà, mè-
also	gápê
although	léfá
Anglican, an	cháchè, mà-
anger	bògálè, mà-
angry, to be	gáléfá
animal (hoofed)	phólògólò, di-
annoy, to (someone or something)	tshwènyà
ant heap	sèdìò, di-
answer, to	árábá
appear, to	bónálá

apple	ápòlê, <u>dí-</u>
arrange, to	tìhòphà
arrive, to	gòrògà <u>or</u> fìtìhà
arm, an	lè sògò, <u>mà-</u>
as, like	lòkà
ashes	lòrà, <u>mè-</u>
ask, to (a question)	bòtsá
ask, to (beg, request)	kòpà
at	kwá
autumn	gwétlá <u>or</u> lètìhàbùlà
axe, an	sèlépè, <u>dí-</u>

## B

baby, a	lèsèà, <u>mà-</u>
backyard	sègòtìlò, <u>dí-</u>
bag, a	mòkòtìlá, <u>mè-</u>
baggage	thótò, <u>dí-</u>
ball	bòlò, <u>dí-</u>
bank	bánkà, <u>dí-</u>
basin (large)	sèkòtìlèlè, <u>dí-</u>
basin	béísàné <u>or</u> béísèné, <u>dí-</u>
basket	tìtìlànà, <u>dí-</u> <u>or</u> sèrótò, <u>dí-</u>
bead	sèbàgá, <u>dí-</u>
bean	nàwá, <u>dí-</u>
beat, to (something)	bé-rá
beat, to (in competition)	gáísá
beauty	bóntìlè
bed	bòládò, <u>mà-</u>



bear	<u>bòjàlwá</u> , <u>mà-</u>
behind	<u>mòràgô</u> , <u>gá</u>
belch	<u>kgòbbòlà</u>
believe, to	<u>dímèlà</u>
bell	<u>tshípl</u> , <u>dí-</u>
belly	<u>ápà</u> , <u>dí-</u>
bend, to (something)	<u>kòná</u>
better, to be	<u>bòtòkà</u>
bicycle	<u>léesékéle</u> , <u>dí-</u>
bind, to	<u>fápá</u> <u>or</u> <u>ítlámá</u>
bird	<u>nònyané</u> , <u>dí-</u>
bite	<u>lómá</u>
black (adj.)	<u>-h̄tshò</u>
blackness	<u>bòh̄tshò</u>
blanket	<u>kòbò</u> , <u>dí-</u>
block, to	<u>tòfá</u>
blood	<u>màfí</u>
bloom, to	<u>thúnyá</u>
blouse	<u>bbláde</u> , <u>mà-</u>
blow, to (the nose)	<u>miná</u>
body	<u>imèlè</u> , <u>mèbèlè</u>
boil, to	<u>bèlà</u>
bone	<u>lèsápò</u> , <u>mà-</u>
book	<u>búkà</u> , <u>dí-</u>
bonehole, a	<u>sèdibà</u> , <u>dí-</u>
borrow, to	<u>ádímá</u>
bother, to	<u>tshwènyà</u>
bottle	<u>bòtìlòlò</u> , <u>dí-</u>
bowels	<u>nàlà</u>

.. bowl	.. béfisanè, <u>dì-</u>
.. box	.. <u>lèbòkòsè</u> , <u>mà-</u>
.. boy	.. <u>mòsimàné</u> , <u>bà-</u>
.. boys' circumcision ceremony	.. <u>bògwèrà</u>
.. bracelet	.. <u>lèkèkà</u> , <u>mà-</u>
.. braid, to	.. <u>lògà</u>
.. brain	.. <u>bòbòkò</u> , <u>mà-</u>
.. bread	.. <u>bòròthò</u> , <u>mà-</u>
.. break away, to	.. <u>thòbà</u>
.. break, to (something)	.. <u>thùbà</u> , <u>ròbà</u>
.. breathe, to	.. <u>hèmà</u>
.. bride	.. <u>mònyádiwá</u> , <u>bà-</u>
.. bridegroom	.. <u>mònyádi</u> , <u>bà-</u>
.. bride price	.. <u>bògádi</u> , <u>mà-</u>
.. bridge	.. <u>bòrógò</u> , <u>mà-</u>
.. brick	.. <u>sèténá</u> , <u>dì-</u>
.. bring, to	.. <u>tlisà</u> or <u>talsà</u>
.. bring, to	.. <u>néré</u> or <u>léré</u>
.. bring out, to	.. <u>nt hà</u>
.. broadcast, to (seeds for example)	.. <u>gásá</u>
.. broom	.. <u>lèfèélò</u> , <u>dì-</u>
.. bucket	.. <u>émèrè</u> , <u>dì-</u>
.. build, to	.. <u>áɸ</u>
.. builder	.. <u>mòági</u> , <u>bà-</u>
.. building	.. <u>kágò</u> , <u>dì-</u>
.. bulb (plant)	.. <u>sègwèrè</u> , <u>dì-</u>
.. bump, to	.. <u>thúlá</u>
.. burn, to	.. <u>físfá</u>
.. burning, to be	.. <u>šá</u>
.. burial	.. <u>phítihò</u>

burp, to	kgòbòlà
bus	bésè, <u>dì-</u>
Bushman	lè-/mòsàrwà, mà-/bà-
but	mmé fèlá or mmé
butter	bótòró, <u>dì-</u>
buy	éka
by	ké

## C

cabinet minister	tóná, <u>mà-</u>
cafe	khéfi, <u>dì-</u>
calabash	sègwàná, <u>dì-</u>
call, to (someone)	bítsá
called, to be	bídiwá
calf	námáné, <u>dì-</u>
calf	lèròlè, <u>mà-</u>
can (be able)	ká
candy	lèkéré, <u>dì-</u>
candy	sùbítshì, <u>dì-</u>
capable of, to be	kgòná
care for, to	tìhókómélá
carry, to (on the back)	bèlègà
case in court	tshèkò, <u>dì-</u>
cat	kátsé, <u>dì-</u>
catch, to	tshwára
cattle path	mmílá, <u>mèbílá</u>
cattle post	mòràkà, <u>mè-</u>
certain, to be	tíísá
chaff	mmókó, <u>mèbókó</u>
chair	sètúló, <u>dì-</u>

chalk	chókò, <u>dì-</u>
change	phètògò, <u>dì-</u>
cheap, to be	chípì
chest	sèhúbà, <u>dì-</u>
chew, to	tiháhúná
chicken	kgógò, <u>dì-</u>
chief	kgósi, <u>màgósi</u>
chief's courtyard	kgótìà
child	ngwàná, <u>bàná</u>
chip (of wood)	phàtsà, <u>dì-</u>
choose, to	tlhòphà
chop, to	rémá
chop wood, to	fàtsà
chunks of earth	<u>lèkòtè</u> , <u>màkòtè</u> or <u>lèkwètè</u> , <u>mà-</u>
church	<u>kèrèké</u> , <u>dì-</u>
church elder	<u>mògògi</u> , <u>bè-</u>
cigarette	sèkèrèsè, <u>dì-</u>
cinema	báésèkòpò, <u>dì-</u>
clap hands, to	òpà (diatia)
class	galásè, <u>dì-</u>
cliff	<u>lògága</u> , <u>dìkgága</u>
close, to	tswàlà
cloth	<u>lèt-sélà</u> , <u>mà-</u>
cloth	<u>k'ài</u> , <u>dì-</u>
cloud	<u>lèrù</u> , <u>mà-</u>
coal	<u>lègálà</u> , <u>mà-</u>
coat	<u>jàsè</u> , <u>dì-</u>
coffee	kòfi
cold, a (with a stuffy nose)	<u>m'hikélà</u> , <u>mèhikélà</u>

cold, a (with a cough)	sèhùbà, <u>dì-</u>
cold, to be (temperature, weather)	sèràmé or tsídídì
cold, to feel (of a person)	sítwá
collect, to	phùthà
color	<u>mámálà</u> , <u>mébálà</u>
comb	<u>sèkámò</u> , <u>dì-</u>
come, to	tìk
come from, out	tswà
come (perfective)	tsilé
come down from, to	fòlògà
come in!	tsèná
composition	pólcéìò, <u>dì-</u>
converse, to	tìòtìk
cook, a	<u>mápáì</u> , <u>bà-</u>
cook, to	ápàyà
co-op store	kópòràsì, <u>dì-</u>
corn	<u>húfídì</u> , <u>mébídì</u>
corner	<u>húkú</u> , <u>dì-</u> or <u>khóná</u> , <u>dì-</u>
correct, to	<u>kòrèkà</u>
country	<u>lèfátshè</u> , <u>mà-</u>
countryside	<u>nàgà</u> , <u>dì-</u>
cow	<u>kgómò</u> , <u>dì-</u>
creek, a	<u>mòlápò</u> , <u>mè-</u>
crowded, to be	pítlágáná
crush, to	pápétlá
crying	<u>sèlèlò</u> , <u>dì-</u>
cultivate, to	tìhàgòlá
cup	kópl, <u>dì-</u>
cupboard	<u>khábòlò</u> , <u>dì-</u>
curse, to	rógá

cashion, to	sámá
cut (in half as melons and squash)	dibòlá
cut hair	pómá
cut, to (with scissors or knife)	ségá
cut, to (oneself)	itshégá
cut off	kgáólá

D

damage, to	sényá
dance, to	bíná or tántahá
darkness	lèfifi, diphifi
daughter	mbrwádíá, bà-
day	lètsàtsí, màlètsí
decide, to	átlhólá
delay, to	diégá
depart, to	tlògá
desert	sèkáká, di-
desire, to	èlètsá
die, to	swá
dig, to	èpá
dip out, to (with hand)	tábblá
director	mòbókámédi, bà-
dirt	lèswé, mà-
disappointed, to be	swàbliè
discuss, to	tlòtíá
dish	sèjànà, di-
dismiss, to	phátíálátsá
disperse, to	phátíálátsá
district commissioner	mòlòdì, bà-
doctor	ngáká, di-
doctor, to	àláfá

dog	ńtńá, <u>di-</u>
donkey	tòńkí, <u>di-</u>
donkey cart	ńkòtńhẹkára, <u>di-</u>
door	lẹbàtí, <u>mà-</u> or <u>ńẹtswàlò, di-</u>
doorway	kgòrò, <u>di-</u>
dormitory	dómẹtírí, <u>di-</u>
dream, to	lórá
dream, a	tórò, <u>di-</u>
dress, to	àpàrà
dress, a	mẹsẹsẹ, <u>mẹ-</u>
drink	ńẹnò, <u>di-</u>
drink, to	ńwá
drive, to	kgwẹetsà
driver	mòkgwẹetsí, <u>bà-</u>
drop, a	thòthí, <u>di-</u>
drug store	khẹmíst, <u>di-</u>
drunk, to become	tàgà
dry up, to	ómá
dust	lẹròlẹ, <u>mà-</u>
dust, to	phímblà

E

ear	tsẹbẹ, <u>di-</u>
earring	lẹnyẹná, <u>mà-</u>
earth	ńmá, <u>wẹbú</u>
earth, chunks of hard	lẹkwẹtẹ, <u>mà-</u> or <u>lẹkòtẹ, mà-</u>
ease, easiness	bónòlò
easily	mẹtíhòfò
east	bòtíhàbàtsàtsí

eat, to  
 education  
 egg  
 eight  
 elope, to  
 end, an  
 English  
 entirely  
 envelope  
 escape, to  
 evening  
 everything  
 evidence  
 examine, to  
 excel, to  
 excuse, an  
 excuse me!  
 expect, to  
 expensive  
 explain, to  
 extinguish  
 eye

chútò, dì-  
 lèé, mà-  
 éltí  
 thòbà  
 òtlhá, dì-  
 sàkgòà  
 gòtlhé  
 sàfèlòpò, dì-  
 fálólá  
 màbányámé  
 gòtlhé-gòtlhé  
 sèstúpò, dìtshúpò  
 tihátlhóbà  
 gáísá  
 sàipátò, dì-  
 òntshwàrélè  
 sòlòfèlá or lèlèlèlá  
 túrú  
 tihálósá  
 tímá  
 lèitlhò, màtlhò

## F

fall, to (of rain)  
 fall down  
 far  
 farmer  
 fast

nà  
 wà  
 kgákálá  
 mòlèmi, bà-  
 ká pèlè or ká bònàkò



fasten, to	táhtélá
fat	máfurá
fat (adj.)	klmá
fat, to become	nóná
father	irá, bó- or htáté, bó-
feast	mòkété, mè- or mòlétìò, mè-
feather	lèfòfá, mà-
feed, to (an animal)	fèpá
ferment	mèlà
fetch, to (water)	gá
fever	lètshbrómá, mà-
few days ago, a	màlòbá
field	tshímò, màsímò
fill, to	tlátsá
file	mòlèlò, mè-
find, to	fìtlhèlà
finger	mòrwàná, mè-
finish	fétsá
fire, to make	bèsá
fireplace	lèisò, mà-
first	péle
flame, a	kgább, dí-
flock (group of animals)	mòtlhápé, mà-
flour	bùpé, mà-
flower	sèthúnyá, dí-
fly, a	htsi, dí-
fly, to	fòfá
foal, a	pètsáná, dí-
folder	fúró, dí-
fold, to	mèná

follow, to	làtá
follow after, to	làtèlè
food	sèjò, <u>dí-</u>
force, to	pátéíétsá
forget, to	lèbàlè
forest	sèkgwà, <u>dí-</u>
fork	fóròtíhò, <u>dí-</u>
French	sèfòrá
Friday	Lábòtlhánò <u>or</u> Fréítàgà
friend	tsálá, <u>dí-</u>
front of, in	pélé gá
front	sègágáné
full, to be	tlálá
General	phítíhò, <u>dí-</u>

G

game, a	mòtshámékò, <u>mè-</u>
gap	phátà, <u>dí-</u>
garment	sèhàrà, <u>dí-</u>
gather (firewood)	rwáléíá
gather, to (together)	phùchà
get up, to (in the morning)	tsógá
gift	nèò, <u>dí-</u> <u>or</u> àphò, <u>dí-</u>
girl	mòsétánà, <u>bà-</u>
girls' initiation school, ceremony	bòjàlé
give, to	fá
give me!	àphá
give a drink, to	nósá
glass	gàlàsè, <u>dí-</u>

go, to	yá
gone	ilè
go around to the other side	pótólógá
go for a walk	tsámàyà
goat	pódi, di-
God	Mòdínbò
gold	gàútá, di-
gossip, to	sébé
govern	búsá
government	músò, m̀búsò
governor	músi, b̀búsi
grab, to	talwára
grandfather	ntátém̀gólò, bó- or trém̀gólò, bó-
grandmother	mám̀gólò, bó-
grass	b̀jàng, m̀-
grave, a	lèbicià, m̀-
gravy	m̀rò, m̀-
green	tálá
greenness	b̀tálá
grind, to	sià
grinding device	lèwàlá, m̀-
grinding stone	ṭshilò, di-
groom, to	sólá
ground	fáàtshè
guinea f	kgáká, di-
gun	ṭihòhòlò, di-

## H

hail	safákò, di-
hair	m̀riri, m̀-

hammer	hámbòré, <u>dí-</u>
hand, a	<u>sààtlà</u> , <u>dí-</u>
hang up, to	pégá
happy, to be	ítómélá
hard	thàtà
hare	<u>ímútlà</u> , <u>mébútlà</u> or <u>ímútlà</u> , <u>bòmútlà</u>
harvest, to (corn)	ròbà
hat	hútshe, <u>dí-</u>
head	tìhógó, <u>dí-</u>
head for, to	lábá
healed, to become	rólá
hear, to	ótíwá
heart	pèlò, <u>dí-</u>
hello!	dímélá
help, to	thórá
helper, a	<u>mòthúsi</u> , <u>bà-</u>
herd, to	dísá
hey!	hèlèlè
hit, to (someone)	bètsà
hitch up, to (animals)	páná
hoe	<u>mògómá</u> , <u>mè-</u>
hold, to	tshólá
hold firmly, to	tíisá
hole in the ground	<u>mòsimá</u> , <u>mè-</u>
home (birthplace)	<u>lègáé</u> , <u>má-</u>
home (homestead)	<u>lèlápá</u> , <u>mí-</u>
home, my (birthplace)	gá-ètshó
home, your	gáèno
home, his	gá-gàbò
home, our	gá-ròná
home, (pl.) your	gá-lóná
home, their	gá-bòné

hope, to	sólóféléá
horn	lónáká, <u>dí-</u>
horse	pítasé, <u>dí-</u>
horse race	réis'isi, <u>dí-</u>
horse brush	rósékáné, <u>dí-</u>
hospital	sèpátélé, <u>dí-</u>
hot, to be (from weather)	mòlèlò
hotel	hòtélé, <u>dí-</u>
house	ntlò, <u>màtlò</u>
how?	jánà
humble, to	kòkòbètsà
hunger	tlàlà
hunt, to	tsómá
hurry (to be in a)	itihágánéá

I

I	kè
improve, to	tswéléléá
impudent, to be	ikgántshá
increase, to	òkètsà
inform, to	itsísé
inheritance, an	bòswá
initiation school for boys	bògwèrá
initiation school for girls	bòjàlé
ink	ènké, <u>dí-</u>
invite, to	lálétsá
iron	tshípi, <u>dí-</u>
is it so that...?	a
it is said that....	gátwè

J

jacket	báki, <u>di-</u>
January	fèrikóng
five, to	jáifá
job	mèrèkó, mèbèrèkó or tiró, <u>di-</u>
journey	lèètò, m̀-
journey, to set out on a	bóìlálá
judge	m̀àtìhòdí, b̀-

K

keep, to	bólóká
keep in, to	tìhàtìhèlè
kerosene	pàràfínè, <u>di-</u>
key	sèlótìlòlò, <u>di-</u> or sèlótìlèlè, <u>di-</u>
kick, to	ràgà
kidney	phíìlò, <u>di-</u>
fill, to	bóláyá
kind (sort)	m̀òfútà, m̀-
kiss, to	súná
kitchen	kichí, <u>di-</u>
kneel, to	khùbàmà
knit, to	lògà
knock knock!	kókó
know, to	ítsé
kraal	lèsàkà, m̀-
knife	thípá, <u>di-</u>

L

lack, to	tìhòkà
lamp	lèbònè, <u>dipònè</u>
language	púò, <u>di-</u>

later on	kgántèlè
laugh, to	tshègà
law	mòlàò, m̀-
lay down on sides only, to	rápámá
lazy person	sètshwákò, d̀- or mòtlápà, m̀-
leave, to (stop doing something)	tìògèlà
leave, take off	áméíéíá
leave, to (move away)	tìògà
left, the	mòlémá
leg	lèòtò, m̀-
lesson	thútò, d̀-
let (hortative marker)	a-
letter	lèkwáìò, m̀-
lie	lèáká, m̀áká
lies, to tell	àkà
lie down, to	lálá
life	bòtshéíò
lift up, to	tshólétsá
light	lèsèdí, m̀-
lightning	lògàdimá, d̀-
like (for example)	jákkà
like, love, to	rátá
limp, to	tìhòtsà
listen, to	réétsá
little	-ínyé
little bit, a	gólégòínyè
live (stay)	ínà
live, to (be alive)	tshéíá
liver	sèbètè, d̀-
load, to	pégá
lock, to	nótíéíá

lodge, to (spend the night)	lálá
long ago	bògólògólò
look at, to	lèbá
look for, to	bàtlà
look into or down, to	òkómèlà
loosen	rèpìsà
lose, to	látìhégá
love	lèrátò, mà-
lucky	lèségò, mà-

M

mad, to be	r-sénwá
mail, to	pósá
make, to	dirà
man	mònná, bà-
market	àmáráká, dì-
marry, to (of a man)	nyálá
marry, to (of a woman)	nyálwá
master	mòng, bèng
match, a	mòlèlò, m-
matter(s)	lèbakà, mà-
maybe	gòngwé
mean, to	ráyá
meat	nành, dì-
medicine	mòlèmbò, m-
meet, to	kòpànà
meeting	pítò, dì- or phùthégò, dì-
mention, to	ùmàkà
merchant	mòrèkisi, bà-



midday	mòtshégàré
middle, in the	fá gávè
milk	màñi
milk, thick; sour milk	màcílá
milk, to (an animal)	gámá
mine	mòkòtí, mē-
miracle	mòtlhòlò, mē-
miss, to	fòsà
mission	muifàné, di-
mistake	mòlátó, mē-
mistake, to make a	fòsà
Monday	máñtágh
monkey, a	kgábo, di-
month	kgwèdì, di-
morning	mòsò, mē-
mortar, a	kika, di-
mosquito	mòttrànà, mē-
mother	ámá, bó-
mold, to	bópá
mountain	lèhtswè, mà-
mouse, a	pèbà, di-
mouth	mòlòmò, mē-
move away, to; move over	sùtá
move, to (place of residence)	fúdúgá
movies, cinema	báésèkòpò, di-
much, so	kàlò

N

nail	lònálà, di-
name	lèinà, mà-
namely	èbòng

nation	<u>sètshàbà</u> , <u>dì-</u> or <u>mòràfè</u> , <u>mè-</u>
near	<u>gàúfí</u>
neck	<u>mólálà</u> , <u>mè-</u>
need, to	<u>tìlòkà</u>
needed (state of being)	<u>bòtshéká</u>
news	<u>kgáng</u> , <u>dì-</u>
newspaper	<u>kòrántá</u> , <u>dì-</u>
nice	<u>mónátè</u>
night	<u>bòsígò</u> , <u>mà-</u>
nine	<u>náéné</u>
no	<u>nyàà</u>
noise	<u>léràtlá</u> , <u>mà-</u> or <u>módómò</u> , <u>mè-</u>
north	<u>bòkóné</u> or <u>bòtshékà</u>
not	<u>gà</u>
now	<u>jáánóng</u>
number	<u>pàlò</u> , <u>dì-</u>
nurse	<u>mòbki</u> , <u>bà-</u> or <u>ímésè</u> , <u>dì-</u>

0

of (possessive particle)	<u>-à</u>
office	<u>ófisi</u> , <u>dì-</u>
often	<u>gàntsi</u>
oh really!	<u>èhé</u>
oil	<u>màfúrà</u>
old (adj.)	<u>-kgóldgóló</u>
once only	<u>gàngwè fèlà</u>
only	<u>fèlá</u>
open, to	<u>bùlà</u>
open, to (uncover)	<u>khúrímòlà</u>
opportunity	<u>lòbàkà</u> , <u>dìpàkà</u> or <u>lòbàkà</u> , <u>mà-</u>

or  
orange  
ought to  
outside  
overturn, to  
ox

kàná  
námóné, dí-  
tshwánétsé  
htíé  
pítiká  
phòló, dí-

P

pain  
pain (in the heart)  
painfulness  
pail  
paper  
parent  
pass, to  
pass (studies)  
pass through  
pay, to  
pay a visit, to  
payment  
peach  
peas  
peel, to  
pen  
pencil  
pepper  
perhaps  
permit, to  
person

bòtìhókò, mà-  
sètìhàbí, dí-  
bòtìhókò  
bòlèkáné, mà-  
pàmpírì, dí-  
mòtsádí, bà-  
fétá  
pàsá  
rálálá  
dúéíá  
tìhóíá  
túéíó  
pérékísí, dí-  
bónkísí, dí-  
òbòlà  
pènè, dí-  
pènsèlè, dí-  
pépèré, dí-  
gòngwé  
rèbóíá  
mòthò, bà-

pestle	<u>mòtshè</u> , <u>mè-</u>
petticoat	<u>òndrókò</u> , <u>dí-</u>
phone, to	<u>fóumá</u>
pick up, to (after falling)	<u>sèlè</u>
picture	<u>sètshwáúshò</u> , <u>dí-</u>
pierce, to	<u>phúnyá</u>
pig	<u>kòlóbè</u> , <u>dí-</u>
pile things (on top of one another)	<u>tlhàtlàgànyà</u>
pill	<u>pídísí</u> , <u>dí-</u>
pillow, to (put something under head when sleeping)	<u>sámá</u>
pipe	<u>pèípi</u> , <u>dí-</u>
place	<u>fèlò</u> , <u>mà-</u> or <u>phàtlhà</u> , <u>dí-</u>
plane	<u>sèfòfáné</u> , <u>dí-</u>
play, a	<u>mòtshámékò</u> , <u>mè-</u>
play, to	<u>tsháméká</u>
playground	<u>lèbálà</u> , <u>mà-</u>
please!	<u>tswèetswèè</u> or <u>tlhè</u>
plough, a	<u>mògómá</u> , <u>mè-</u>
plough, to	<u>lómá</u>
point, a	<u>hàtlhá</u> , <u>dí-</u>
point, to	<u>òupà</u>
police	<u>lèpòdísí</u> , <u>mà-</u>
poor person	<u>mòhúmánègí</u> , <u>bà-</u>
porridge	<u>bògòbè</u> , <u>mà-</u> or <u>mòsòkò</u> , <u>mè-</u>
porridge, soft	<u>mòtògò</u> , <u>mè-</u>
porridge, sour	<u>ting</u> , <u>dí-</u>
positive, to be	<u>tíísá</u>
possessions	<u>thótò</u> , <u>dí-</u>
post, to	<u>pósá</u>



## Q

quickness  
 quiet, to be  
 question

bòràkò  
dídímáíá  
pòtsò, dī-

## R

radio  
 rain  
 read, to  
 read for, to (someone)  
 ready, to get  
 real, really  
 receive, to  
 recover, to  
 refuse, to  
 rein  
 remain behind, to  
 remove, to  
 repeat, to  
 reserve (something) for someone, to  
 rest, to  
 return, to  
 return to, to  
 revive, to  
 reward, a  
 rice  
 rich, to get  
 ride  
 rinse, to

sèrómámbwá, dī-  
pùlá, dī-  
bàlá  
bàlèlá  
báákányá  
tòtá  
ámògèlá  
fólá  
gáná  
tómò, dī-  
sálá  
tìòsà  
bòélèlá  
síélá  
íkhútsá or ítápólósá  
bóá  
bòélá  
tsítsíbósá  
túélò, dī-  
réísl, dī-  
hómá  
páíámá  
tìòsà

rise, to  
 river  
 road  
 roar, to  
 roast, to  
 Roman Catholic, a  
 roof a house, to  
 rub, to  
 rule, to  
 rule oneself, to  
 run, to  
 run away, to

tsógá  
 nòkà, dì-  
 tsèlà, dì-  
 dímà  
 gádíkà  
 rómá, mà-  
 rúléiá  
 kgbbblà  
 búsà  
 ipúsá  
 síáná or tábógá  
 síá

## S

saddle  
 saddle, to  
 saddle cloth  
 saliva  
 salt  
 Saturday  
 save, to  
 saw  
 say, to  
 said, to be  
 scarf  
 school  
 scold, to  
 seal, to  
 season, to

sálé, dì-  
 bèlèsà  
 tléiékí, dì-  
 m̀thé  
 l̀tswál, m̀-  
 m̀tlhàtsò or s̀tèrètágá  
 bólóká  
 ságà, dì-  
 ré or ráyá  
 twé  
 t̀kwi, dì-  
 s̀kòlò, dì-  
 ómányá  
 tswàlà  
 ìb̀kà

secret, a	<u>sèphiri</u> , <u>di-</u>
secretary	<u>mòkwálédí</u> , <u>bà-</u>
see, to	<u>bóná</u>
seed	<u>péò</u> , <u>di-</u>
self governing, to be	<u>ípúsá</u>
sell, to	<u>rékísá</u>
send, to	<u>rómá</u>
serious, to be	<u>tlhóáfáíá</u>
servant	<u>mòtlhànkà</u> , <u>bà-</u>
set a table, to	<u>táká</u> <u>or</u> <u>téká</u>
seven	<u>súpá</u>
shadow	<u>mòriri</u> , <u>mè-</u>
shake, to (something solid)	<u>tshikinya</u>
sharpness	<u>bògáìè</u>
shawl	<u>jálé</u> , <u>di-</u>
shear, to (wool)	<u>kùtá</u>
sheep	<u>hókú</u> , <u>di-</u>
shepherd	<u>mòdíá</u> , <u>bà-</u>
shin	<u>mòmó</u> , <u>mèòmó</u>
shirt	<u>hámpe</u> , <u>di-</u>
shoe	<u>sètlhàkó</u> , <u>di-</u>
shop	<u>lèbèátlèlè</u> , <u>mà-</u>
short (adj.)	<u>-khútsiwàné</u>
shout	<u>mòkgósi</u> , <u>mè-</u>
show, to	<u>kgàntshà</u> <u>or</u> <u>bóútsá</u> <u>or</u> <u>súpètsá</u>
shriek, to	<u>dúúétsá</u>
sick, to be	<u>lwálá</u>
sickness	<u>bòlwétsè</u> , <u>mà-</u>
sign, signal	<u>sèsúpó</u> , <u>di-</u>
sin	<u>sèbé</u> , <u>di-</u>



sing, to	òpèlá
sit, to	ínà
six	thátárò
size	sàèsé, <u>dì-</u>
skin	<u>lètìlàlò</u> , <u>mà-</u>
skin, to	bùà
skin mat, a (for sleeping on)	phàtè, <u>dì-</u>
skirt, a	<u>sèkètè</u> , <u>dì-</u>
sky	<u>lòápí</u> , <u>mà-</u>
slander, to	sèbá
slave	<u>mòtlhànkà</u> , <u>bà-</u>
sledge	<u>sèlèf</u> , <u>dì-</u>
sleep	ròbàlà
slice, to	ségá
sling	thàrí, <u>dì-</u>
slowness	<u>bònyà</u>
slowly	ká <u>bònyà</u>
smear, to (to plaster)	dílá
smear, to (on someone or something)	tshásá
smoke	<u>mòsì</u> , <u>mè-</u>
smoke, to	gógá
something	<u>sèlwàhà</u> , <u>dì-</u>
snake	nógá, <u>dì-</u>
snatch, to	phàmòlà
so	jáló
so and so	ínényàné
soap	<u>mòlòrà</u> , <u>mè-</u> or <u>sèsépà</u> , <u>dì-</u>
soft, to be	bòlètà
son, a	<u>mòrwá</u> , <u>bà-</u>
sorghum	<u>lèbèlò</u> , <u>mà-</u>



stoop over, to	námà
stop, to	ámá
story	póléíó, <u>dí-</u>
stove	sétófó, <u>dí-</u>
strain a liquid, to	tlhótlhà
stranger, a	mòtí, <u>bà-</u>
strike, to	phányá
strike one another, to	ótíàná
string	mógálà, <u>mè-</u>
study, a	thútó, <u>dí-</u>
study, to	íthútá
student	mòrútwáná, <u>bà-</u>
stump	sésánà, <u>dí-</u>
suck, to	móná
sugar	súkírí, <u>dí-</u>
summer	sèlémó, <u>dí-</u>
sun	lètsàtsí
Sunday	tshípl or sòtágà
sunrise	bòtlhàbàtsàtsí
sunset	bòphirimàtsàtsí
surpass, to	gáísá
surprised, to become	màkàlà
surround, to	pótóíógá
swallow, to	mètsà
sweat	mòfufútsó, <u>mè-</u>
sweater	jèsí, <u>dí-</u>
sweep, to	féelá
swim, to	bápá
switch, a (small tree branch)	àpà, <u>dí-</u>

## I

table	táfòlé, <u>dí-</u>
talk, to	búá
take (something)	tsáyá
take along, to	isà
take down, to	págólólá
take out, to	ntshà
take out, to (as meal from a sack)	ráfá
take out of fire, to	ògòlà
tame	bòkgwábbò
tax	lèkgèthò, <u>mà-</u>
tea	téé, <u>dí-</u>
teacher (female)	místrèsè
teacher (male)	tíchêré, <u>mà-</u>
teacher	mòrútl, <u>bà-</u>
teach, to	rútá
teeth	lèínò, <u>ménó</u>
tell, do	ráyá
tell, to	bóléíá
tell to, to	bólé éíá
ten	lèsómé, <u>mà-</u>
tender, to be	bòlètá
termites hill	sèdìbò, <u>dí-</u>
tether, to	rópá
tie	thái, <u>dí-</u>
tie, to	bófá <u>or</u> ítháthá <u>or</u> fímèlà
time	nàkò, <u>dí-</u> <u>or</u> lóbàkà, <u>mà-</u>
tire, to	làpá
tobacco	mòtsòkò, <u>mè-</u>
tobacco additive	sèrépé, <u>dí-</u>

today	gómpièné
tomorrow	ká mósó
tongue	bòlémè, <u>dítémè</u>
top of, on	gòdímbò
torment, to	tìhókófátsá
town	tòròpò, <u>dì-</u>
translate, to	fètòlèlè
train	tèréná, <u>dì-</u>
tree	sètìhàrè, <u>dì-</u>
trousers	bòrókwé, <u>mà-</u>
truly	rúrí
truck	lóri, <u>dì-</u>
trust, to	tshépá
truth	bòámáàrúrí
try, to	lékà
try a case in court, to	sèkísà
throw away, to	látìhè
Tuesday	lábóbèdí
turn something over, to	pítikólólá
thanks!	tèbògò <u>or</u> tákí
thankful, to be	lèbògà
that (relative conjun)	gòrè
there	tàng
thief	lègòdù, <u>mà-</u>
thin, to be	ótá
thing	sèlò, <u>dì-</u>
thingsamabob	sènmámè, <u>dì-</u>
think, to	ákányá
think, to (be of an opinion)	gópólá
think, to (know)	sólófélá

thirst  
 thirsty, to become  
 thorn  
 thread (sewing)  
 thresh, to (corn)  
 threshing floor  
 threshing sticks  
 Thursday

lenyórá, mà-  
 kgálégà  
mútlwá, mébútlwá  
 tihálè, di-  
 phóthá  
sebówà, di-  
mòòtlwànà, mè-  
 lábóné

U

unable, to be  
 unbend, to  
 under  
 understand, to  
 undress, to  
 underpants  
 unfold, to  
 unhitch, to  
 unload, to  
 unwrap, to  
 untie, to  
 unwind  
 urinate, to

pàlèlwà  
 kòndòlòlà  
 tìlèsé  
 útlwá  
 àpòlà  
 bènè-bòrókgwé, di-  
 phúthòlòlà  
 pánòlòlà  
 bàlèsòlòlà  
 phúthòlòlà  
 bófòlòlà or hùndòlòlà  
 tháthòlòlà  
 ròtá

V

vaccinate, to  
 vanity  
 vegetables  
 very early  
 village

éntá  
lèfèlá, mà-  
mòrógò, mè-  
 phàkèlà  
mòtsè, mè-

visit, to  
 visit (a sick person)  
 visitor

ɛtá  
 lekola  
 mòng, bà-

W

wagon  
 waist  
 wait!  
 wake up, to  
 walk, to go for a  
 walk half way home, to  
 want, to  
 warm, to make  
 warm oneself, to  
 warmth  
 wash, to (a person)  
 wash (a thing)  
 watch  
 water  
 watermelon  
 weakness  
 wealth  
 wear, to (loosely around the waist)  
 wear (on trunk of body)  
 wear (on extremities)  
 weave, to  
 wedding  
 Wednesday

kólólí, dí-  
 lèthéká, mà-  
 ikátíé  
 tsógá  
 tsámhyà  
 buladisa  
 bàtlà  
 òmòsà  
 órá  
 bòchichò  
 tihápà  
 tihàtswà  
 wátshà, dí-  
 mètí  
 lègápú, mà-  
 òkòwà  
 lèrúó, mà-  
 tìlámá  
 àpàrà  
 rwálá  
 lògà  
 lènyáló, mà-  
 lábòràrò

weed, to	ɛlhàgòlà
wreck	béké, <u>dí-</u>
weeping	<u>sèlèiò, dí-</u>
weight	bòkètè
well	sèntlè
well, a	<u>sèdibà, dí-</u>
west	bòphirimàtsàtsi
wet, to get or be	kòlóbá
will (future tense)	hàà
wind	<u>ɛfò, dí-</u>
wind, to	tháthá
winnow, to	òlòsà
winnowing basket	<u>lèsèlò, m̀-</u>
winter	m̀rígà
wipe, to	phimòlà
wire	wáari, <u>dí-</u>
wisdom	bòtlháìè
witch, a	<u>mòlòl, bà-</u>
witchcraft	bòlòl
with	lè
with (by means of)	ká
witness	<u>mòsùpl, bà-</u>
what?	èng
wheat	kòròng
when	fá
when?	lèng
where?	káè
which?	-ééè
whistling, a	<u>mòlòdì, m̀-</u>
whiteness	bòswèú
who?	máng



woman	mòsádi, bà-
wonder, a	kgákámátsò, dì-
wood	lògónḡ, dikgónḡ
wool	bòwá, mà-
word	lèfòkò, mà- or lèntswé, mà-
work	tírò, dì- or ìmérékò, m̀b̀érékò
work, to	b̀érékà
worker, a	m̀d̀iri, bà-
work for, to (someone)	d̀irèlà or b̀érékélà
world	lèfátshè, mà-
wound	h̀thò, dì-
wrap up, to	lápá
write, to	kwálá
writer, a	m̀kwádi, bà-

## Y

yard	járàtá, dì-
year	ngwàgá, dì-
yeast	s̀èb̀èd̀isò, dì-
yes!	éé
yesterday	m̀àb̀ánè
youth	lèk̀wàhà, mà-

## I BASIC DRILL TECHNIQUE

For the Language Instructor:

Setswana has many sounds which are unfamiliar to the English speaker. Some, like the "ejectives" (p, t, k, tl, ts), are obviously very different from English; but others, like the vowels and many of the consonants, seem (to the English speaker) to be similar to English sounds. But these sounds are not the same, as your Setswana ear will quickly tell you when your students use English sounds in Setswana words. These pronunciation exercises are provided to assist you to teach your students an accurate pronunciation of Setswana.

The skills of production and recognition are both essential in the learning of good Setswana pronunciation. The following order of drill activities is suggested for learning these skills:

- a) Discrimination drills (to develop the recognition skill), using the contrastive pair exercises (below)
- b) Production drills (see below)

The contrastive pair sets from section 3 can be used in several different exercise modes:

### For recognition / discrimination:

1. Using one of the contrastive pair set lists, have the students listen to your pronunciation of column 1. (Say the word 3 or 4 times)
2. Have the students listen to your pronunciation of column 2. (Again saying the word 3 or 4 times)
3. Have your students listen to your pronunciation of matched pairs from the two columns.  
T(teacher): pala, phala
4. Test the students' ability to discriminate between the column 1 and the column 2 word by giving them words randomly from columns 1 and 2 and having them respond with "1" or "2".

<u>Cue</u>		<u>Response</u>	<u>Verification</u>
e.g. T(eacher):	pala	S(tudent): "1"	T: "correct", "1"
T(eacher):	phala	S(tudent): "2"	T: "correct", "1"

etc.

5. If the above drill (4) proves too difficult, an additional discrimination drill can be created by placing the matched pairs into a drill setting of the same-different type:

<u>Cue</u>	<u>Response</u>	<u>Verification</u>
T: pala, pala	S: same	T: pala, pala, same
T: pala, phala	S: different	T: pala, phala, different
T: phala, phala	S: same	T: phala, phala, same
T: phala, pala	S: different	T: phala, pala, different

The "verification" step, in which the teacher repeats the "question" and then gives the correct answer after the student response, is a necessary part of the testing procedure, but it also re-inforces the students' learning. The student response for these drills is most valuable if individual and done randomly.

For Production:

6. Have the students imitate you in the following manner:

T: pala (model)	S: pala (imitation)
T: pala (verification)	S: pala (imitation)

This is the most basic form of mimicry practice, and it will be referred to as "double repetition". Students should participate on both an individual and group basis.

- a) Use one example from column "1" in this manner.
  - b) Use the corresponding example from column "2" in this manner.
  - c) Use both examples from column "1" and "2" alternatively in this manner.
7. Have the students imitate your pronunciation of the minimal pairs from columns 1 and 2 in "single repetition":

T: pala	S: pala
T: phala	S: phala

An alternative way of drilling there is as follows:

T: pala, phala	S: pala, phala
----------------	----------------

**TO THE STUDENT:**

The words in the pronunciation exercises have been chosen for their special usefulness in acquiring a good pronunciation of Setswana.

Many of these words are not the ones you need in your early Setswana conversation. Hence it is suggested that you make no special effort to learn the meanings in the following pronunciation exercises. Their usefulness at this point in your language development is for pronunciation, not communication.

## II Discussion of Individual Problems

### EJECTIVE vs. ASPIRATE

Production of p t k tl ts (t̃s)\* and ph th kh tlh tsh (t̃sh)\*.

To the language instructor:

The following consonants are roughly equivalent to the sounds in the English examples:

<u>Setswana</u>		<u>English</u>
ph phêpa	"clean, clear"	paper (Br.)
th thuba	"break"	tuba
kh khukhu	a kind of bird	coo coo

In Setswana these sounds have a slightly longer period of breath between the release of the consonant and the onset of the vowel than do those in English. It will take some practice before your students produce this additional amount of breath in a satisfactory fashion.

There are three other sounds in Setswana which use "breath" from the lungs and so belong to this same series:

(t̃sh t̃shaba	tribe)
tlh tlihôgô	head
tsh tshameka	play

This series of consonants made with a noticeable puff of air from the lungs will be called the aspirated series of consonants:

ph th kh tsh tlh (t̃sh)

This series is matched by a series which does not use air from the lungs; in fact, during the pronunciation of these sounds the air passage to the lungs is momentarily cut off. This series will be called the ejective series:

p

pôô

post, mail

t	terena	train
ts	tsela	road
ti	tia	come
k	kobô	blanket

This entire series of sounds is made in a way that is unfamiliar to your English-speaking students. Some of them may learn to produce these sounds by imitating your pronunciation. But for most of them it will be necessary to follow the special teaching procedures which will be given to you by your linguistic director.

To the supervising linguist:

One helpful way to teach students to recognize and produce the differences between these two series of stop consonants is to give teachers and students a candle each. Have the teacher with lit candle held about three to six inches from his mouth produce three or four times in a row the ejective followed by a vowel. (e.g. pa) Then have him say the corresponding aspirate (pha). For the ejective the lit candle will not be extinguished, but for the aspirate, the first example should extinguish it.

Below are a few comments about specific sounds in these two series which present problems in addition to those discussed above.

### kh/kg

For most speakers kh and kg are in complementary distribution:

kh before i and u

kg before a, e, ê, o, and ô.

Note also that when committing the language to writing the early orthographers 'misspelled' several words which should have been spelled with kg: Khama the surname of Botswana's first President should be Kgama, and Khalahari, the desert, which should be written Kzalahadi.

tl/tlh

The sounds /tl/ and /tlh/ are not found in English. The materials above are given for use in developing the student's ability to distinguish between these two sounds. The student should be able to distinguish these sounds fairly easily, but he may have some difficulty in achieving a good pronunciation by merely imitating your speech; the following is a suggestion that may aid in your teaching of this new sound.

Try and have student change the position of his syllable break from /nit-li/ to /ni-tli/ in the word "neatly", thus producing an acceptable tli.

Once he can say the ejectives p, t, k, without difficulty, by extension he should be able to say tl also.

ts/tsh

There are very few (about 20 for tsh, 1 for tš) words in the Botswana variety of Setswana which contains these sounds. Therefore you may not want/feel it necessary to teach production and recognition drills for this distinction. It is used mainly in the Republic of South Africa.

ts/tsh

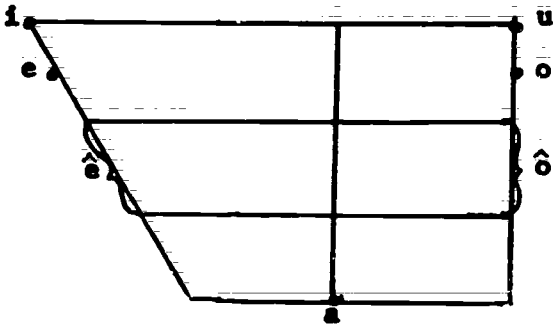
Students will have problems producing these sounds initially in Setswana words as we have no comparable sounds in the same position in English.

Perhaps the best way to teach tsh is by using the same principle suggested above for tli. Take any English word or words containing vowel-tsa-vowel like "gets any" /getsh eni/ and have the student change the syllable back to /ge +tsheni/.

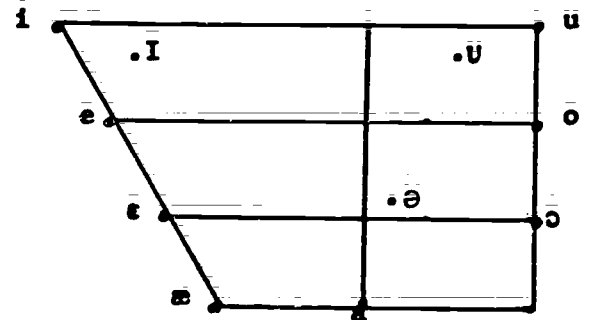
The Vowels:

Below is a chart of the Setswana vowels classified according to tongue height and "frontness-backness". There is a comparable chart for the English vowels.

Setswana Chart



General American Chart



i as in sila 'stamp'

e as in sela nonsense word

ê as in sêla 'pick up'

a as in sala 'remain'

ô as in sôla 'refuse to help'

o as in sola 'sole of a shoe'

u as in sula 'grieve'

i as in beet

I as in bit

e as in bait

ɛ as in bet

æ as in bat

a as in pat

ə as in but

U as in put

o as in bought

o as in boat

u as in boot

ay as in bite

aw as in bout

A glance at the charts will confirm the problems English speakers have with Setswana vowels. It is often difficult, for example, to distinguish between e and i and o and u. Also, because of the wide range of Setswana ê and ô from bet to bait and from boat to bought, respectively, they too present problems in recognition and production.

### Initial - ng

The sound represented by ng in English sing is also found in Setswana, but there it can begin a word whereas in English it can only end a syllable. The best way to teach this is using the same trick advised for tlh and tgh above.



Initial - ny

Some speakers of English will have no trouble pronouncing this as they have initial ny's in their speech--e.g. in neuralgia /nyuræljə/. For some speakers the sound is merely syllable initial as in canyon /kæ nyən/. Most English speakers should have neither recognition nor production problems with this sound, so no exercises for it have been included.

NC (Initial nasal plus consonant: mp-nt-etc.)

This should not prove to be a recognition problem, but only a problem in production. As American English does not have words beginning with a syllabic nasal followed by a consonant or consonant cluster.

In pronouncing such words, be careful not to put in an extra vowel and say napoma, nupoma, unpoma or anything of the sort. The word mpoma begins with the same sound as motho. Hum the sound (prolong it) for a second and then go directly to the p.

To check recognition and production problems the students might have, perhaps it's best to begin with mph as this is perhaps the easiest one to make for American English speakers.

Hint: to produce mph--have the students imitate onomatopoeic sound for the sound a tuba makes when played. i.e. mpa mpa in English. This should correspond roughly enough to give the students the idea. Or have them just say mm as in "'mm good' That's what Campbell's soups are...." to give them an idea of how to produce syllabic consonants.

s/š

The use of s for š is widespread in the dialects of Botswana. Words which in the Republic are pronounced with š may be pronounced s before u, o, ô and ə (i.e. back vowels). for example:

<u>Botswana</u>	<u>Republic</u>	<u>English</u>
supa	šupa	'7'
mosô	mošô	'morning'
sapa	šapa	'swim'
loso	lošo	'death'

i/d

These two sounds are in complementary distribution. d is used in the orthography before i and u, i is used elsewhere.

plb and t/d

The contrast between the voiceless stops p and t and their corresponding voiced stops b and d, respectively may be difficult for some Americans to produce as, whether they are conscious of it or not, some Americans can not make a /p/ and a /b/ but rather produce a /ph/ and a /p/ for what is written 'p' and 'b' respectively. For this reason some drills for their production and discrimination have been included.

## III Lists of Contrastive Pair Sets

## MINIMAL PAIRS:

	<u>P</u>		<u>Ph</u>	
pàlá	"refuse"		phàlá	"red antelope"
pánè	"a pan"		phánè	"a worm"
pílô	"burned grass (bush)"		phílô	"kidney"
pádímósà	"strike with an arrow but not to penetrate)		phádímósà	"cause to jump to one side"
pápámàlá	"be horizontal"		phápámàlá	"cause to be dry"
pápálálà	"be stretched out stiffly"		phápálálà	"be dry as ground"
pátà	"road"		phátà	"an opening for a path between hills; gap"
péké	"a pick"		phéké	"a stallion"
pètò	a name		phètò	a name
pùlò	"an opening of"		phùlò	"gathering of fruit"
	<u>é</u>		<u>ê</u>	
émáng	"who is it?"		émáng	"stand up!"
àmé	"but"		àmé	"mother"
àká	"lift arm, as if about to strike"		èká	"betray"
	<u>t</u>		<u>th</u>	
tòbà	"to weed"		thòbà	"nipple"
tómò	"reins"		thómò	"a sending"
tùbá	"bad omen"		thùbá	"break"
tátà	"give in (in an argument)"		thátà	"hard, difficult"
túnyà	"hit with a ball (game)"		thúnyà	"to flower"

tùmá	"become famous"	thùmá	"swim"
tàkà	"white wash"	thàkà	"eye ball"
ròtá	"urinate"	ròthá	"leak"
<u>o</u>			
bòlà	"dice"	bòlâ	"to rot"
òtlá	"provide with food"	òtlâ	"chew the cud"
kòpànà	"beg each other"	kòpànâ	"meet with"
<u>p</u>			
pátà	"a road"	bátà	"a barh"
pàkà	"witness"	bàkà	"praise"
pàdìlè	"have refused"	bàdìlè	"have read"
pàdísà	"cause to refuse"	bàdísà	"cause to read"
pàlâ	"refuse"	bàlâ	"read"
pátwà	"be accompanied"	bátwà	"be slapped with a hand"
pénà	"bend back"	bénà	"win"
pépéntshá	"cause to be conspicuous"	bébéntshá	"to stammer (from fright)"
<u>i</u>			
míná	"blow your nose"	méná	"fold"
físà	"burn"	fésà	"take a calf from the corral to the mother"
sèbí	"dry cow dung"	sèbé	"a sin"
tsírì	"tin"	tsurè	"have taken"
<u>t</u>			
tià	"be firm"	dià	"delay"

tífisà	"make firm, cause to be sure"	dífisà	"will take them"
tíkà	"throw"	díkà	"help each other in a fight"
tílà	"dance (traditional)"	dílà	"smear the floor"
tùbá	"bad omen"	dùbá	"knead bread or clay"
tùmá	"become famous"	dùmá	"roar"
tùmísà	"make famous"	dùmísà	"cause someone/ something to make noise"

	<u>u</u>		<u>o</u>
búà	"talk"	bóà	"return, come back"
kókà	"pick up"	kókà	"cook"
kúkó	"cake"	kókó	"hen"
òbúlà	"smite with staff"	òbóìà	"to peel"

TONES (1)

lèbèlè	"breast"	lèbèlè	"sorghum"
tílàlà	"hunger"	tílàlà	"full"
hà	"me"	hà	"sit"
phàlá	"animal"	phàlá	"beat in competition"
bónà	"look"	bónà	"them"
bòwá	"wool"	bòwá	"come back"
kókò	"hen"	kókó	"come in"
mònyádiwá	"being married"	mònyádiwá	"disappointed one"
lègátà	"regiment"	lègátà	"a liar"
lèkúkà	"sour milk"	lèkúkà	name of regiment
lègápà	"calabash"	lègápà	"shell"
h̀tshé	"ostrich"	h̀tshé	"sweet reed"
tswálá	"close"	tswálà	"dress up"
tshòlá	"dish up"	tshòlà	"hold"

TONES (1)

tsálá	"friend"	tsàlà	"give birth (animals)"
tlhòlà	"create"	tlhólà	"visit someone sick"
sèkètè	"something"	sèkètè	"a skirt"
tlhàbà	"to prick"	tlhábà	color of a cow
sètíló	"chair"	sètíló	"bracelet made of grass"
sènyá	"quietness"	sényà	"destroy"
sèlwa	"to be picked up"	sélwà	"oversleep"
phòfá	"feather"	phòfà	"subside, disappear of a swelling"
òpá	"to shout"	òpà	"to ache"
h̄tsí	"a fly"	h̄tsí	"plenty"
bábá	"itch"	bábá	"enemies"
tìmpálà	"walk in a single file"	tìmpàlà	"to be half washed"
thàlà	"testis"	thàlà	"draw a line"
lèlà	"gut"	lèlà	"to cry, weep"
mòkgwá	"custom"	mòkgwà	"a kind of a tree"
nàmà	"meat"	nàmá	"stretch your legs"
pèlè	"fr nt"	pélè	"first"
bàdísà	"cause to read"	bàdísá	"herd boys"
lòpàrá	"pace; measurment between steps"	lòpàrá	"stretcher, cot"
àmèlè	"body"	àméilé	a game ("morabaraba")

k  
 kámà "comb"  
 kônwà "bend"  
 kòpá "ask for"  
 íkábéîé "dish up for yourself"

kábísh "find out"  
 kòmákòmá "eat granulated food  
 like salt"

kópísh "to copy"  
 kùtléîéîá "keep to one self"  
 ñkó "a nose"

mm  
 m̀m̀tlá "look for him"  
 m̀m̀tsà "beat him"  
 m̀m̀ónà "lick me"

ts  
 tsótsé "be naked"  
 tswàà "come out"

nn  
 ǹǹnà "a man"  
 b̀ǹnà "men"  
 s̀ǹnà "manly"  
 ñnáyà "give me"  
 ñnósà "give me water"  
 ñnécìà "give me"  
 ñnónófisà "make me strong"

kg / kh  
 kgámà "hartebeast"  
 kgòwà "be persuaded"  
 kgòpá "snail"  
 íkgábéîé "to dress up for  
 yourself"  
 kgábísh "straighten up"  
 kgòmákgòmá "to trot"  
 kgópísh "to annoy"  
 khùtléîéîá "up to the end of"  
 ñkgó "clay pot"

m  
 m̀tlá "walk on dirt"  
 m̀tsà "swallow"  
 m̀ónà "lick"

tsh  
 tshótsé "held"  
 tshwàà "to make a mark"

n  
 ǹnà "lick"  
 b̀nà "children"  
 s̀nà "with out"  
 náyà "give"  
 nósà "give water"  
 nécìà "give"  
 nónófisà "make strong"

<u>kg</u>		<u>g</u>	
kgálà	"sheath of grain"	gálà	"gail"
kgwéà	"spit on"	gwéà	"inseminate"
kgámà	"hartebeast"	gámà	"to milk"
kgónà	"to be capable of"	gónà	"to bend"

(Words beginning with ng-)

ngàkà	"a doctor"
ngàlá	"get annoyed"
ngáti	"bowel of an animal"
ngápá	"scratch"
ngámólà	"stretch"
ngàtà	"a bunch, a bundle"
ngálósà	"cause to be lawless, make disobedient"
ngàpàrélà	"cleave to by taking hold of"
ngàpórólà	"leave off, let go"
ngànkà	"walk in a waddling fashion"

<u>tl</u>		<u>tih</u>	
tlàlà	"to be hungry"	tihàlà	"to divorce"
tlólà	"jump"	tihólà	"win an argument"
tlámà	"to put belt on"	tihámà	"start to make"
tlátsà	"fill"	tihátà	"vomit"
tlògá	"move away"	tihògá	"grow, raise plants"



<u>mph</u>		<u>ph</u>	
àphékólà	"cure me"	phékólà	"cure"
àphúra	"knock me (with a stone)"	phúra	"knock (with a stone)"
àphépà	"feed me"	phépà	"clean"
àphémélà	"defend"	phémélà	"defend"
àphámólà	"snatch me"	phámóla	"snatch"
àpháilà	"give me a side blow (hand)"	pháilà	"give a side blow with open hand"
àphóphóthà	"dust me off"	phóphóthà	"dust off"

<u>nth</u>		<u>th</u>	
àthúsà	"help me"	thúsà	"help"
àthámà	"does not fit me"	thámà	"doesn't fit"
àthúkhúthà	"rob me"	thúkhúthà	"rob"
àthúnyà	"shoot me"	thúnyà	"flower"
àthúlámétsà	"cause me to sleep"	thúlámétsà	"cause to sleep deeply"
àthúlà	"knock me down"	thúlà	"knock down"

<u>nkg</u>		<u>kg</u>	
àkgwánà	"small water pot"	kgwánà	a color
àkgóà	"touch me"	kgómà	"touch"
àkgámà	"choke me"	kgámà	an animal
àkgáólà	"cut me off"	kgáólà	"cut off"
àkgóétsà	"drive me"	véétsà	"drive"
àkgánélà	"stop me"	kgánélà	"stop"

<u>mp</u>		<u>p</u>	
àpépà	"put me on your back"	pépà	"carry on your back"
àpómà	"cut my hair"	pómà	"cut my hair"



## IV DISCRIMINATION TESTS

Test: Discrimination of p/ph

## Administration of Test:

1. Provide each student with a copy of this page, folded so that the Setswana words are not visible during the taking of the test.
2. Pronounce each word twice. Students are to write the appropriate consonants in the spaces provided.
3. Have students unfold the sheet and check their answers. Pronounce again the words which were not heard correctly.

## List:

- |              |                         |             |
|--------------|-------------------------|-------------|
| 1. phela     | "live"                  | 1. _e_a     |
| 2. poma      | "cut" (hair)            | 2. _o_a     |
| 3. pela      | "rock rabbit"           | 3. _e_a     |
| 4. phoma     | "push down (wall)"      | 4. _o_a     |
| 5. paka      | "witness"               | 5. _a_a     |
| 6. phula     | "bleed"                 | 6. _u_a     |
| 7. ponya     | "knock with stone"      | 7. _o_a     |
| 8. pula      | "rain"                  | 8. _u_a     |
| 9. phêpe     | "clean"                 | 9. _ê_a     |
| 10. phaka    | "to eat fast, gobble"   | 10. _a_a    |
| 11. mpo      | a name                  | 11. _o      |
| 12. phakêla  | "early morning"         | 12. _a_ê_a  |
| 13. pêpa     | "put a child on (back)" | 13. _ê_a    |
| 14. mphô     | a name, "gift"          | 14. _ô      |
| 15. pakéla   | "close in"              | 15. _a_ê_a  |
| 16. phunya   | "pierce"                | 16. _u_a    |
| 17. phapaanô | "alteration"            | 17. _a_aa_ô |

18. phupu "a grave"  
19. phaphane name of hill  
20. papetia "crash"

18. \_u\_u  
19. \_a\_a\_e  
20. \_a\_e\_a

Test: Discrimination of e/f

1. Provide each student with a copy of this page, folded so that the Setswana words are not visible during the taking of the test.
2. Pronounce each word twice. Students are to write the appropriate vowels in the spaces provided.
3. Have students unfold the sheet and check their answers. Pronounce again the words which were not heard correctly.

## List:

1. pe <sup>ê</sup>	a name	1. p__l__
2. tsena	"ferment"	2. ts__n__
3. i <sup>ê</sup> ma	"point (of animal horns)"	3. l__m__
4. beta	"choke"	4. b__t__
5. bon <sup>ê</sup>	"four"	5. b__n__
6. tshela	"live"	6. tsh__l__
7. lema	"plough"	7. l__m__
8. b <sup>ê</sup> ta	"speak in low voice"	8. b__t__
9. tsh <sup>ê</sup> la	"pour"	9. tsh__l__
10. bone	"saw"	10. b__n__
11. <sup>ê</sup> ma	"wait"	11. __m__
12. tshega	"loin cloth"	12. tsh__g__
13. ts <sup>ê</sup> na	"come in"	13. ts__n__
14. lentsw <sup>ê</sup>	"a hiii"	14. l__ntsw__
15. eme	"waited"	15. __m__
16. tsh <sup>ê</sup> ga	"laugh"	16. tsh__g__
17. lentsw <sup>e</sup>	"a voice"	17. l__tsw__
18. pele	"first"	18. p__l__
19. b <sup>ê</sup> r <sup>ê</sup> ka	"work"	19. b__r__k__
20. se <sup>bete</sup>	"liver"	20. s__b__t__

Test: Discrimination of t/th

1. Provide each student with a copy of this page, folded so that the Setswana words are not visible during the taking of the test.
2. Pronounce each word twice. Students are to write the appropriate consonants in the spaces provided.
3. Have students unfold the sheet and check their answers. Pronounce again the words which were not heard correctly.

List:

1. t <sup>h</sup> e <sup>e</sup> l <sup>e</sup> l <sup>e</sup> a	"despise"	1. _ e _ e _ e _ a
2. th <sup>e</sup> e	"to turn"	2. _ e _ e
3. tipa	"be drunk"	3. _ i _ a
4. thupa	"a whip"	4. _ u _ a
5. thipa	"a knife"	5. _ i _ a
6. matata	"poor people"	6. _ a _ a _ a
7. th <sup>e</sup> l <sup>e</sup> l <sup>e</sup> a	"to slip off"	7. _ e _ e _ a
8. ntoga	"do my hair"	8. _ o _ a
9. thala	"draw a line"	9. _ a _ a
10. mathata	"difficulties"	10. _ a _ a _ a
11. tee	"tea"	11. _ e _ e
12. tupa	"beat"	12. _ u _ a
13. nthoga	"swear at me"	13. _ o _ a
14. tala	"green"	14. _ a _ a
15. thoto	"merchandise"	15. _ o _ o
16. thetha	"be vain"	16. _ e _ a
17. twe	"said"	17. _ e
18. thwane	a small animal	18. _ a _ e
19. t <sup>h</sup> o <sup>t</sup> o <sup>b</sup> a	"walk totteringlly"	19. _ o _ o _ a
20. th <sup>o</sup> t <sup>s</sup> e	"a seed (melon)"	20. _ o _ e

Test: Discrimination of o/ô

1. Provide each student with a copy of this page, folded so that the Setswana words are not visible during the taking of the test.
2. Pronounce each word twice. Students are to write the appropriate vowels in the spaces provided.
3. Have students unfold the sheet and check their answers. Pronounce again the words which were not heard correctly.

List:

1. kôba	"bend"	1. k__b__
2. seboko	"a worm"	2. s__b__k__
3. gôla	"receive pay"	3. g__l__
4. tihôgô	"a head"	4. tih__g__
5. bopa	"mould"	5. b__p__
6. ôma	"dry up"	6. __m__
7. koba	"chese away"	7. k__b__
8. gola	"grow up"	8. g__l__
9. bôpa	"bellow (bull)"	9. b__p__
10. noka	"river"	10. n__k__
11. sebôkô	"a poem"	11. s__b__k__
12. tlhogô	"growth"	12. tih__g__
13. nôka	"a hip"	13. n__k__
14. bonê	"four"	14. b__n__
15. oma	"threaten"	15. __m__
16. bonê	"them"	16. b__n__
17. toroko	"wild fig"	17. t__r__k__
18. ditorôpô	"towns"	18. d__t__r__p__
19. bogologolo	"long time ago"	19. b__g__l__g__l__
20. diphôlôgôlô	"animals"	20. d__ph__l__g__l__

List: Discrimination of p/b

1. Provide each student with a copy of this page, folded so that the Setswana words are not visible during the taking of the test.
2. Pronounce each word twice. Students are to write the appropriate consonants in the spaces provided.
3. Have students unfold the sheet and check their answers. Pronounce again the words which were not heard correctly.

## List:

1. paka	"witness"	1. _ a _ a
2. badile	"have read"	2. _ a _ i _ e
3. pala	"refuse"	3. _ a _ a
4. bēna	"win"	4. _ ê _ a
5. patwa	"be accompanied"	5. _ a _ a
6. bata	"a bath"	6. _ a _ a
7. padile	"have refused"	7. _ a _ i _ e
8. baka	"praise"	8. _ a _ a
9. pēna	"bend back"	9. _ ē _ a
10. bala	"read"	10. _ a _ a
11. batwa	"be slapped with a hand"	11. _ a _ a
12. pepentsha	"cause to be conspicuous"	12. _ e _ e _ a
13. badisa	"cause to read"	13. _ a _ i _ a
14. pata	"road"	14. _ a _ a
15. bebentsha	"to stammer (from fright)"	15. _ e _ e _ a
16. padisa	"cause to refuse"	16. _ a _ i _ a
17. bula	"open"	17. _ u _ a
18. boga	"suffer"	18. _ o _ a
19. pula	"rain"	19. _ u _ a
20. pēba	"a mouse"	20. _ ê _ a



Test: Discrimination of i/e

1. Provide each student with a copy of this page, folded so that the Setswana words are not visible during the taking of the test.
2. Pronounce each word twice. Students are to write the appropriate vowels in the spaces provided.
3. Have students unfold the sheet and check their answers. Pronounce again the words which were not heard correctly.

List:

1. bitsa	"to call"	1. b__ts__
2. metse	"villages"	2. m__ts__
3. nkitse	"know me"	3. nk__ts__
4. tema	"piece of cultivated plot"	4. t__m__
5. ile	"gone"	5. __l__
6. betsa	"thrash"	6. b__ts__
7. tima	"extinguish"	7. t__m__
8. nketse	"imitate me"	8. nk__ts__
9. metsi	"water"	9. m__ts__
10. ele	"that"	10. __l__
11. siki	"sixpence"	11. s__k__
12. mmese	"beret"	12. mm__s__
13. pipina	"make blunt"	13. p__p__n__
14. pedi	"two"	14. p__d__
15. beke	"a week"	15. b__k__
16. lebili	"a wheel"	16. l__b__i__
17. lebekere	"a mug"	17. l__b__k__r__
18. bidisa	"cause to ferment"	18. b__d__s__
19. pilane	a name	19. p__l__n__
20. lebese	"milk"	20. l__b__s__

List: Discrimination of t/d

1. Provide each student with a copy of this page, folded so that the Setswana words are not visible during the taking of the test.
2. Pronounce each word twice. Students are to write the appropriate consonants in the spaces provided.
3. Have students unfold the sheet and check their answers. Pronounce again the words which were not heard correctly.

## List:

1. tiisa	"make firm"	1. __i__a
2. dika	"help in a fight"	2. __i__a
3. tuba	"bad omen"	3. __u__a
4. dia	"delay"	4. __i__a
5. tila	"dance (traditionally)"	5. __i__a
6. diisa	"will take them"	6. __i__a
7. tika	"throw"	7. __i__a
8. duma	"roar"	8. __u__a
9. tumisa	"make famous"	9. __u__i__a
10. dila	"smear a floor"	10. __i__a
11. tuma	"be famous"	11. __u__a
12. dumisa	"make noise"	12. __u__i__a
13. tia	"be firm"	13. __i__a
14. duba	"knead bread, clay"	14. __u__a
15. tibola	"first born"	15. __i__o__a
16. dupa	"scent, smell tracks, as a dog to its master"	16. __u__a
17. tiba	"hit ground hard"	17. __i__a
18. dibola	"cut into two (as a watermelon)"	18. __i__o__a
19. tupa	"thrash"	19. __u__a
20. tidimalô	"silence"	20. __i__i__a__ô

**Test: Discrimination of u/o**

1. Provide each student with a copy of this page, folded so that the Setswana words are not visible during the taking of the test.
2. Pronounce each word twice. Students are to write the appropriate vowels in the spaces provided.
3. Have students unfold the sheet and check their answers. Pronounce again the words which were not heard correctly.

**List:**

1. fosa	"make a mistake"	1. f__s__
2. lekula	"an Indian"	2. l__k__l__
3. bofola	"a smell"	3. b__f__l__
4. thula	"knock with head"	4. th__l__
5. boka	"fan flies with (whisk)"	5. b__k__
6. utlwa	"listen"	6. __tlw__
7. lekola	"visit someone sick"	7. l__k__l__
8. fusa	"to have no milk (cow)"	8. f__s__
9. leoto	"leg"	9. l____t__
10. bosa	"day break"	10. b__s__
11. otlwa	"bring up (children)"	11. __tlw__
12. ruta	"teach"	12. r__t__
13. bofula	"stingy"	13. b__f__l__
14. pusô	"government"	14. p__s__
15. rota	"urinate"	15. r__t__
16. leutu	"dimness"	16. l__t__
17. buka	"book"	17. b__k__
18. koba	"chase away"	18. k__b__
19. kukuna	"approach stealthily"	19. k__k__n__
20. busa	"rule"	20. b__s__

Test: Discrimination of Tones /

1. Provide each student with a copy of this page, folded so that the Setswana words are not visible during the taking of the test.
2. Pronounce each word twice. Students are to write the appropriate tone in the spaces provided.
3. Have students unfold the sheet and check their answers. Pronounce again the words which were not heard correctly.

List:

1. bōnà	"book, see"	1. bōna
2. phálá	"beat (in competition)"	2. phala
3. bōwá	"wool"	3. bowa
4. kókà	"a hen"	4. koko
5. tsáǎǎ	"give birth (animals)"	5. tsala
6. tswàlá	"close"	6. tswala
7. tsáǎǎ	"a friend"	7. tsala
8. tihôlà	"create"	8. tihôla
9. sènyá	"quietness"	9. senya
10. tlhábà	color of a cow	10. tlhaba
11. sényà	"destroy"	11. senya
12. sêlwa	"to be picked up"	12. sêlwa
13. phòfá	"feather"	13. phofa
14. ôpá	"shout"	14. ôpa
15. kókó	"come in "	15. koko
16. bábá	"itch"	16. baba
17. phòfà	"subside, disappearing of a swelling"	17. phofa
18. ôpà	"ache"	18. ôpa
19. ñtlê	"outside"	19. ntlê
20. tháǎǎ	"draw a line"	20. thala

**Test: Discrimination of k/kg/kh**

1. Provide each student with a copy of this page, folded so that the Setswana words are not visible during the taking of the test.
2. Pronounce each word twice. Students are to write the appropriate consonants in the spaces provided.
3. Have students unfold the sheet and check their answers. Pronounce again the words which were not heard correctly.

**List:**

1. dikhai	"clothes"	1. _ i _ ai
2. kakê	a kind of snake	2. _ a _ ê
3. kgaga	a species of armadillo	3. _ a _ a
4. koma	"to eat granulated food, (salt)"	4. _ o _ a
5. kgala	"sheath of grain"	5. _ a _ a
6. sekgowa	"English"	6. _ e _ o _ a
7. kanêla	"close tight"	7. _ a _ ê _ a
8. kopisa	"to copy"	8. _ o _ i _ a
9. kwana	"a lamb"	9. _ a _ a
10. kwatisa	"make angry"	10. _ a _ i _ a
11. kgoma	"touch"	11. _ o _ a
12. khutlô	"period (punctuation)"	12. _ u _ ô
13. kgopisa	"annoy"	13. _ o _ i _ a
14. sekowa	"weak person"	14. _ e _ o _ a
15. kutlô	"understanding"	15. _ u _ ô
16. kgwana	a color	16. _ a _ a
17. dikai	"examples"	17. _ i _ ai
18. kganêla	"cause to stop"	18. _ a _ ê _ a
19. kékêta	"gnaw, cut through"	19. _ ê _ ê _ a
20. kika	"mortar"	20. _ o _ a _

List: Discrimination of mm/m

1. Provide each student with a copy of this page, folded so that the Setswana words are not visible during the taking of the test.
2. Pronounce each word twice. Students are to write the appropriate consonants in the spaces provided.
3. Have students unfold the sheet and check their answers. Pronounce again the words which were not heard correctly.

## List:

- |             |                             |                 |
|-------------|-----------------------------|-----------------|
| 1. matla    | "walk on dirt"              | 1. _ a _ a      |
| 2. mmona    | "lick me"                   | 2. _ o _ a      |
| 3. mmatla   | "look for him"              | 3. _ a _ a      |
| 4. metsa    | "swallow"                   | 4. _ e _ a      |
| 5. mona     | "lick"                      | 5. _ o _ a      |
| 6. mmetsa   | "beat him"                  | 6. _ e _ a      |
| 7. monenô   | "a folding (as of a dress)" | 7. _ o _ e _ ô  |
| 8. mmilô    | a wild fruit                | 8. _ i _ ô      |
| 9. mala     | "bowels"                    | 9. _ a _ a      |
| 10. mmotsa  | "ask him"                   | 10. _ o _ a     |
| 11. mina    | "blow (the nose)"           | 11. _ i _ a     |
| 12. lemmê   | "very little"               | 12. _ e _ ê     |
| 13. memela  | "grain for beer making"     | 13. _ e _ e _ a |
| 14. mmoko   | "chaff"                     | 14. _ o _ o     |
| 15. semumu  | "dumb person"               | 15. _ e _ u _ u |
| 16. mmelegi | "a babysitter"              | 16. _ e _ e _ i |
| 17. moma    | "close your mouth"          | 17. _ o _ a     |
| 18. mmadi   | "a reader"                  | 18. _ a _ i     |
| 19. mmutla  | "a hare"                    | 19. _ u _ a     |
| 20. mmona   | "see him"                   | 20. _ ô _ a     |

Test: Discrimination of ts/tsh

1. Provide each student with a copy of this page, folded so that the Setswana words are not visible during the taking of the test.
2. Pronounce each word twice. Students are to write the appropriate consonants in the spaces provided.
3. Have students unfold the sheet and check their answers. Pronounce again the words which were not heard correctly.

List:

1. tshola	"dish up"	1. _o_a
2. tswana	name of a language	2. _a_a
3. motse	"village"	3. _o_e
4. letshogô	"fright"	4. _e_o_ô
5. phatsi	"splinter of wood"	5. _a_a
6. dintshi	"eye lashes"	6. _i_i
7. motshe	"pestle"	7. _o_e
8. phatshwa	"a color"	8. _a_a
9. tswaisa	"nourish"	9. _ai_a
10. tsola	"undress"	10. _o_a
11. Tshekedi	a name	11. _e_e_i
12. tshosa	"frighten"	12. _o_a
13. dintsi	"flies"	13. _i_i
14. tshwaisa	"give a cow as a present"	14. _ai_a
15. tshwana	"to be alike"	15. _a_a
16. Tsekedi	a name	16. _e_e_i
17. tsosa	"wake someone up"	17. _o_a
18. letsôgô	"a hand"	18. _e_ô_ô
19. tsela	"a road"	19. _e_a
20. tshoga	"be frightened"	20. _o_a

List: Discrimination of m/n

1. Provide each student with a copy of this page, folded so that the Setswana words are not visible during the taking of the test.
2. Pronounce each word twice. Students are to write the appropriate consonants in the spaces provided.
3. Have students unfold the sheet and check their answers. Pronounce again the words which were not heard correctly.

## List:

1. monna	"a man"	1. _o_a
2. nêela	"give"	2. _êê_a
3. naya	"give me"	3. _a_a
4. mona	"lick"	4. _o_a
5. nêela	"give me"	5. _êê_a
6. bana	"children"	6. _a_a
7. nnoša	"give me water"	7. _o_a
8. nonofisa	"make strong"	8. _o_o_i_a
9. noša	"give water"	9. _o_a
10. senna	"manly"	10. _e_a
11. nnonofisa	"make me strong"	11. _o_o_i_a
12. sena	"without"	12. _e_a
13. banna	"men"	13. _a_a
14. naya	"give"	14. _e_a
15. nônnê	"fat"	15. _ôê
16. pana	"inspan"	16. _a_a
17. tennê	"have annoyed"	17. _eê
18. nôna	"become fat"	18. _ô_a
19. pannê	"have inspanned"	19. _aê
20. binnê	"have danced"	20. _iê



Test: Discrimination of kg/g

1. Provide each student with a copy of this page, folded so that the Setswana words are not visible during the taking of the test.
2. Pronounce each word twice. Students are to write the appropriate consonants in the spaces provided.
3. Have students unfold the sheet and check their answers. Pronounce again the words which were not heard correctly.

## List:

1. mogatla	"a tail"	1. _ o _ a _ a
2. kgapa	"a shell"	2. _ a _ a
3. mokgatla	"person from the kgatla tribe"	3. _ o _ a _ a
4. gôra	"lick"	4. _ ô _ a
5. gakala	"get angry"	5. _ a _ a _ a
6. gapa	"capture"	6. _ a _ a
7. kgora	"satisfaction"	7. _ o _ a
8. kgakala	"far"	8. _ a _ a _ a
9. kgakge	"wonder"	9. _ a _ e
10. gogola	"carry away, as a flood"	10. _ o _ o _ a
11. kgokong	an animal	11. _ o _ o _
12. gagaba	"crawl"	12. _ a _ a _ a
13. kgakgatha	"bubble up, boil"	13. _ a _ a _ a
14. kgogola	"rain"	14. _ o _ o _ a
15. gelola	"scoop out"	15. _ e _ o _ a
16. kgêtha	"pay tax"	16. _ ê _ a
17. gêlêla	"fetch water"	17. _ ê _ ê _ a
18. kgakgafala	"become impudent"	18. _ a _ a _ a _ a
19. gogomoga	"swell out"	19. _ o _ o _ o _ a
20. kgakgathêla	"stick fast, as dirt to clothes or burned rice to a pan"	20. _ a _ a _ ê _ a

Test: Discrimination of tl/tlh

1. Provide each student with a copy of this page, folded so that the Setswana words are not visible during the taking of the test.
2. Pronounce each word twice. Students are to write the appropriate consonants in the spaces provided.
3. Have students unfold the sheet and check their answers. Pronounce again the words which were not heard correctly.

List:

1. ôtlha	"make a thread"	1. ô__a
2. tlaa	"come"	2. __aa
3. motlhang	"at the time when"	3. __o__a__
4. malto	"houses"	4. __a__o
5. tlhase	"sparkle (as of fire)"	5. __a__e
6. matlhô	"eyes"	6. __a__ô
7. motiang	"a root"	7. __o__a__
8. ôtla	"drive (cattle)"	8. ô__a
9. tlhaa	"a jaw"	9. __aa
10. tlase	"surface"	10. __a__e
11. tlêkêtlêkê	"shivering"	11. __ê__ê__ê__ê
12. tlhatlêga	"cook"	12. __a__ê__a
13. tlhôtla	"to strain"	13. __ô__a
14. utlwa	"listen"	14. u__a
15. motlhware	a tree	15. __o__a__e
16. matlêmêtlêmê	"too wide"	16. __a__ê__ê__ê__ê
17. setiheketiheke	"an island"	17. __e__e__e__e__e
18. phetlhi	a worm	18. __e__i
19. motlhôtlô	"a strainer"	19. __o__ô__ô
20. tiatlana	"a basket"	20. __a__a__a

List: Discrimination of mph/ph

1. Provide each student with a copy of this page, folded so that the Setswana words are not visible during the taking of the test.
2. Pronounce each word twice. Students are to write the appropriate consonants in the spaces provided.
3. Have students unfold the sheet and check their answers. Pronounce again the words which were not heard correctly.

## List:

- |               |                                      |            |
|---------------|--------------------------------------|------------|
| 1. mphepa     | "feed me"                            | 1. _ê_a    |
| 2. phemela    | "defend"                             | 2. _e_ê_a  |
| 3. mphekola   | "cure me"                            | 3. _e_o_a  |
| 4. phamola    | "snatch"                             | 4. _a_o_a  |
| 5. mphemela   | "defend me"                          | 5. _e_ê_a  |
| 6. phaila     | "give a side blow with an open hand" | 6. _ai_a   |
| 7. mphamola   | "snatch me"                          | 7. _a_o_a  |
| 8. phepa      | "clean"                              | 8. _ê_a    |
| 9. mphophotha | "dust me off"                        | 9. _o_o_a  |
| 10. phekola   | "cure"                               | 10. _e_o_a |

**List: Discrimination of nth/th**

1. Provide each student with a copy of this page, folded so that the Setswana words are not visible during the taking of the test.
2. Pronounce each word twice. Students are to write the appropriate consonants in the spaces provided.
3. Have students unfold the sheet and check their answers. Pronounce again the words which were not heard correctly.

**List:**

- |                |                            |             |
|----------------|----------------------------|-------------|
| 1. thusa       | "help"                     | 1. _u_a     |
| 2. nthunya     | "shoot me"                 | 2. _u_a     |
| 3. thulametsa  | "cause a deep sleep"       | 3. _u_a_e_a |
| 4. nthusa      | "help me"                  | 4. _u_a     |
| 5. thunya      | "flower"                   | 5. _u_a     |
| 6. nthama      | "does not fit"             | 6. _a_a     |
| 7. thukhutha   | "rob"                      | 7. _u_u_a   |
| 8. nthulametsa | "put me into a deep sleep" | 8. _u_a_e_a |
| 9. nthama      | "does not fit me"          | 9. _a_a     |
| 10. thula      | "knock down"               | 10. _u_a    |

List: Discrimination of nkg/kh/kg

1. Provide each student with a copy of this page, folded so that the Setswana words are not visible during the taking of the test.
2. Pronounce each word twice. Students are to write the appropriate consonants in the spaces provided.
3. Have students unfold the sheet and check their answers. Pronounce again the words which were not heard correctly.

List:

1.	kgaola	"cut off"	1.	__ao__a
2.	nkgama	"choke me"	2.	__a__a
3.	kgwana	a color	3.	__a__a
4.	nkgaola	"cut me off"	4.	__ao__a
5.	kgoma	"touch"	5.	__o__a
6.	nkganêla	"stop me"	6.	__a__ê__a
7.	nkgwana	"small water pot"	7.	__a__a
8.	kganêla	"stop"	8.	__a__ê__a
9.	rkgoetsa	"drive me"	9.	__oe__a
10.	kgama	"choke"	10.	__a__a

List: Discrimination of mp/p

1. Provide each student with a copy of this page, folded so that the Setswana words are not visible during the taking of the test.
2. Pronounce each word twice. Students are to write the appropriate consonants in the spaces provided.
3. Have students unfold the sheet and check their answers. Pronounce again the words which were not heard correctly.

List:

1. poma	"cut hair"	1. _o_a
2. mpêpa	"put me on your back"	2. _ê_a
3. pitika	"roll over"	3. _i_i_a
4. mpadisa	"make me read"	4. _a_i_a
5. pêpa	"carry on your back"	5. _ê_a
6. mpitika	"roll me over"	6. _i_i_a
7. padisa	"cause to refuse"	7. _a_i_a
8. mpoma	"cut my hair"	8. _o_a
9. mmamphô	a name	9. _a_ô
10. mphê	"give me"	10. _ê

List: Discrimination of nt/t

1. Provide each student with a copy of this page, folded so that the Setswana words are not visible during the taking of the test.
2. Pronounce each word twice. Students are to write the appropriate consonants in the spaces provided.
3. Have students unfold the sheet and check their answers. Pronounce again the words which were not heard correctly.

## List:

1. tagisa	"make drunk"	1. _ a _ i _ a
2. ntima	"be stingy with me"	2. _ i _ a
3. tu	"be quiet"	3. _ u
4. ntagisa	"make me drunk"	4. _ a _ i _ a
5. tima	"put out, extinguish"	5. _ i _ a
6. ntena	"annoy me"	6. _ e _ a
7. tomola	"take out (as a thorn)"	7. _ o _ o _ a
8. tena	"annoy"	8. _ e _ a
9. ntomola	"remove (thorn) from me"	9. _ o _ o _ a
10. ntu	a name	10. _ u

List: Discrimination of nk/k

1. Provide each student with a copy of this page, folded so that the Setswana words are not visible during the taking of the test.
2. Pronounce each word twice. Students are to write the appropriate consonants in the spaces provided.
3. Have students unfold the sheet and check their answers. Pronounce again the words which were not heard correctly.

## List:

1. koba	"chase away"	1. _o_a
2. nkôba	"watch me"	2. _ô_a
3. kaêia	"show"	3. _aê_a
4. nkoba	"chase me away"	4. _o_a
5. kôpêla	"button me up"	5. _ô_ê_a
6. nkaeia	"show me"	6. _aê_a
7. nkênta	"inject me"	7. _ê_a
8. kuka	"pick up"	8. _u
9. nkôpêla	"button me up"	9. _ô_ê_a
10. kôba	"watch out"	10. _ô_a



## Reading Passages

To the Language Instructors:

It will be noted that for each Setswana passage a parallel (but not directly translated) English passage has been given. Both come from the Botswana Daily News. It is assumed that the students will have read over the passage before coming to class using the English version to help them figure out the meaning and grammar of the Setswana.

Then have students

- 1) Read the Setswana passage for fluency
- 2) Answer your question about the grammar or meaning of a certain word or phrase so that you can make certain that he understands.

Pass out a sheet on which some items have been crossed out (Cf. the "Botswana" selection below to see how this can be done) and have the students fill in the blanks orally. Almost anything in the passage can be so tested--merely cross out all concord markers, verbal endings, vocabulary, etc., that needs testing.

Ask questions in Setswana about the passage, or about related topics to give students practice in speaking.

To the Language Coordinator:

When these reading passages should be introduced into the schedules is up to your discretion. However, it has been suggested for each passage that it be introduced only after a certain cycle has been taught so that all of the important grammatical points in the article have been covered.

## Botswana

Botswana ke lefatshè le lennye thatà. Le bonye boipuso jwa lone ka ngwaga wa 1966. Ke lefatshè le le sekaka; gagona pula e ntsi thatà. Batho ba bona metsi mo didibeng tse di epfiweng ka machini. Le kgogantswe ka metsè e le 8, mme motsè yo mongwe le yo mongwe o na le kgosi. Batho ba tlotla Magosi a bone thatà.

Ga go na ditšorôpô tse ki tona, le ditšela tse di tona. Botswana ba tshela ka go lema le ka go tihokomela dirusiwa. Ba lema mabele, madi, tihale, le dilo tse dingwe. Ba rulle dikgomo, dipudi, le dikku. Botswana o kgona go rekisa nama kwa mafatsheng a kgakala.

Batho ba Botswana ba rata kgiso thatà.

Bòtswana ké 'fátshè \_é \_ényè thátà. 'bonyé bdi'púsò \_á \_òné ké ngwága \_á 1966. Ké 'fátshè \_é \_é sèkàkà; gá gó ná puflà-rtsi thátà. Bãthò \_' bóná mètsef mó 'dibengé \_é \_f èpflwèng ké màchfni. \_' kgá'ogantswè ké mètse \_' lé 8, mmé 'tsè \_' \_ngwé lé 'ngwé \_' ná lé kgósi. Bãthò \_' tlo'la \_gósi \_' \_òné thátà.

Gá gó ná 'tòrópò \_é \_i tóná, lé tselá \_é \_i tóná. Bòtswana \_' tshéla ké gò lémá lé ké gò tihókóméla dirúwá. 'lémá màbèle, mmfif, tihále lé 'lò \_é \_ngwé. 'rúfíe díkgómó, dípúdí lé dífikú. Bòtswana 'kgóná gò rékfs:f nàmá kwá 'fátshèng \_' \_' kgákálá.

Bãthò \_á Bòtswana \_' ráta kágiso thátà.

DIKAGÔ TSA SEKOLO SA MATER SPEI

Go agwa matlo a Mathitshara a le manê a sekolo se  
segolo sa Mater Spei kwa Francistown.

Labonê

Phatwe 1, 1968

DIKGANG TSA COMPIENO TSA BOTSWANA

Teach after cycle 29

SCHOOL BUILDINGS FOR MATER SPEI SCHOOL

Four teachers' quarters are being built at Mater Spei Secondary School in Francistown.

Thursday  
August 1, 1968  
Botswana Daily News

go agwa: (lit. "There are being built")

MOTHUSA TAUTONA O TLAA BUA MO SEROMAMOWENG

Mothusa wa Tautona o tlaa bua mo Seromanoweng sa Botswana ka nakô ya lesomê le botlhano moragô ga bosupa mo maitseboeng kaga mesepele ya gagwê ya malôba ya go ya Australia, Taiwan, Japan le Israel. O tlaa bua ka Setswana.

Labonê

Phatwê 15

DIKGANG TSA GOMPIENO TSA BOTSWANA

Teach after cycle 68

VICE PRESIDENT TO GIVE TALK ON FAR EAST TOUR

R-7

The Vice-President, Dr. Q.K.J. Masire, will give a talk tomorrow (Friday August 16), on Radio Botswana at 7:15 p.m. on his recent tour of Australia, Taiwan, Japan and Israel. The talk will be in Setswana.

Thursday  
August 15  
Botswana Daily News

TONA E TLA A BUA KA IKWADISÔ YA BATLHOPHI

Tona ya Thutô, Bongaka le Bodiri Morêna Thêma o tlaa bua mo phuthegong kwa Peleng kwa Lobatsi ka Sontaga mo bekeng eno ka nakô ya bofêra bongwe mo mosong. O tlaa bua kaga ikwadisô ya batlhophi.

Labonê

Phatwê 15

DIKGANG TSA GOMPIENO TSA BOTSWANA

Teach after cycle 68



MINISTER TO SPEAK ON VOTERS' REGISTRATION, PELENG

The Minister of Education, Health and Labour, the Hon. B.C. Thema, will address a public meeting at Peleng, Lobatsi, on Sunday (August 18) at 9 a.m. He will discuss registration of voters.

Thursday  
August 15  
Botswana Daily News

**KHONSATA YA LOBATSİ HIGHLIGHT QUEENS; KANYE**

Baopedi ba Lobatsi Highlight Queens ba dirile khõnsata kwa Kanye ka Labotihano Phatwê a le 30, ba dirile madi a ka nna R17.

Laboraro  
Lwetse 4  
Dikgang Tsa Gompjeno Tsa Botswana

Teach after cycle 71

LOBATSI HIGHLIGHT QUEENS STAGE A CONCERT; KANYE

The Lobatsi Highlight Queens staged a concert in King George V Memorial Hall, Kanye, Ngwaketse District on Friday August 30, when about R17 was raised.

Wednesda  
September 4  
Botswana Daily News

a ka tsa - (lit. it can be) "about R17"

BANA BA SEKOLO BA AGA TANKA

Bana ba sekolo sa Moineedi kwa Taupye kwa Gammangwato ba aga tanka ya metsi kwa sekolong sa bone. Ba thusiwa ke Mokgatlho wa Bangwato wa Ditlhabololo o o kwa Radisele.

Labobedi

Phatwe 6

Dikgang Tsa Gompiono Tsa Botswana

Teach after cycle 83

CATCHMENT TANK AT TAUPYE SCHOOL

School children of Moineedi School, Taupye, Central District, are building a water catchment tank in their school with the aid of the Bamangwato Development Association, Radisele.

Tuesday  
August 6  
Botswana Daily News

o o kwa Radisele. 'which is at Radisele'

TONA LE MORENA MASISI BA ILE NGAMILAND

Tona ya Temô Morêna Tshêkô Tshêkô le Mothusi wa Tona ya Thutô,  
 Bongaka le Tirô Morêna E.S.K. Masisi ba bolotsê mo Gaborone  
 go êtêla Ngamiland. Ba tlaa bitsa diphuthêgô kwa Maun,  
 Shorobe, Sehitlwa, Tsau, Nokaneng, Gomare, Seronga le kwa  
 Shakawe.

Labobedi  
 Sêêtêbosigo 11  
 DIKGANG TSA GOMPIENO TSA BOTSWANA

Teach after cycle 91

AGRICULTURE MINISTER AND MR. MASISI HAVE GONE TO NGAMILAND

The Minister of Agriculture, Mr. T. Tsheko, and Assistant Minister of Education, Health and Labor, Mr. E.S.K. Masisi left Gaborone this morning for their tour of Ngamiland. On their tour they will hold meetings at \_ \_ \_ \_ \_

Tuesday  
June 11, 1968  
Botswana Daily News

TLHOPHO YA RATOROPHO

Mnoledi wa Khansela ya Torôpô ya Francistown o boletse go re tihôphô ya Ratorôpô wa Francistown e tlaa dirwa kgwedi eno e le lesomê le botlhano. Ratorôpô wa Francistown wa malatsi ano ke Morêna Paul Mincher, Mothusi wa gagwê ke Morêna J. Anderson.

Labotlhano  
Phukwi 12  
Dikgang Tsa Gompiano Tsa Botswana

Teach after cycle 9i



MAYORAL ELECTIONS FOR FRANCISTOWN TOWN COUNCIL

A spokesman of the Town Council has told our correspondent that Mayoral elections will be held in Francistown on July 15th. The present Mayor of Francistown is His Worship Mr. Paul Mincher, and his Deputy is Mr. J. Anderson.

Friday  
July 12  
Botswana Daily News

MORĒNA LEAPEETSWA O TLHOPHILWE GO NNA MODULASETILŌ WA  
NTLO YA DIKGOSI

Khuduthamaga ya bofera bongwe ya ntlo ya dikgosi e simolotsê mo Gaborone gompiono. Morēna Leapeetswa Khama wa Bangwato o tlhophilwe go rna Modulasetilô mo ngwageng ya 1968. Mne Mothusi wa gagwê yo Mosha ke Kgosi Letsholathêbê wa Batawana.

Mmantaga  
Phukwi 22  
Dikgang tsa Gompiono tsa Botswana

Teach after cycle 95

MAFEETSWE NEW CHAIRMAN OF HOUSE OF CHIEFS

The ninth meeting of the House of Chiefs began at Gaborone today. Mr. L. Khama from the Ngwato Reserve was elected chairman for 1968. His new assistant is chief Letsholathebe of the Batawana.

Monday  
July 22  
Botswana Daily News

khuduthamaga - "confidential meeting"

MOEMEDI WA PUSÔ YA BOTSWANA KWA LONTONE O ETETSE MONO

Moemedi wa Pusô ya Botswana yo o nang kwa Lontone, Morêna  
 M. D. Mokama, o etetse Gaborone. O tsile go buisanya le Tautona  
 wa Botswana. Morêna Mokama gapê o emetse Botswana kwa France,  
 le West Germany le Sweden le kwa Denmark.

Labobedi  
 Seetêbosigo 4, 1968  
 Dikgang tsa Gompiono Tsa Botswana

Teach after cycle 115

The Botswana High Commissioner in London and Ambassador to France, West Germany, Sweden, and Denmark, Mr. M. D. Mokama, is visiting Gaberones for consultations with the President of Botswana.

Tuesday  
June 4  
Botswana Daily News

MOEMEDI WA MMUSÔ WA SWITZERLAND O ETETSE BOTSWANA

Dr. R.H. Hunziker yo o emetseng Mmusô wa Switzerland mo Botswana,  
nne a nna kwa Tshwane o etetse Botswana mo malatsing a mabedi.

Laboraro  
Lwetse 11  
Dikgang tsa Gompieno tsa Botswana

Teach after cycle 115

SWISS AMBASSADOR ON TWO DAY VISIT TO GABERONES

His Excellency, Dr. R. H. Hunziker, the Swiss Ambassador to Botswana, resident in Pretoria, arrived from South Africa this morning for a two day visit to Gaberones.

Wednesday  
September 11  
Botswana Daily News

TAUTONA LE LADY KHAMA BA ILE MAITAPOLOSONG A MALATSINYANA

Mo mosong ono Tautona, Sir Seretse Khama o bolotsê mo Gaborone le Lady Khama. Ba ile Chobe kwa maitapolosong a malatsinyana. Tautona o tlaa ikhutsa ka tapologô le boitumêlô.

Mo lobakeng loo ditirô tsa Tautona di tlaa tshwarwa ke Mothusi wa gagwê, Dr. Quett Masire.

Mmantaga  
Sêetêbosigo 10  
Dikgang tsa Gompieno tsa Botswana

Teach after cycle 122



This morning President, Sir Seretse Khama left Gaborone with Lady Khama. They went to Chobe for a few days rest. The President will relax in peace and quiet.

During this time the President's work will be taken over by his Aid, Dr. Quett Masire.

Monday  
June 10  
Botswana Daily News

MOEMEDI WA KGAOLÔ YA SETEISHENE KWA LOBATSI

E rile mabane Morena Abdul Rachim wa B.D.P. o tlohophilwe  
go se na kganetso go nna moemedi wa kgaolô ya seteishene kwa  
Khanseleng ya Lobatse.

Laboraro

Phatwe 7

Dikgang tsa Gompieno tsa Botswana

Teach after cycle 146

RETURNED UNOPPOSED

Mr. Abdul Rachim was returned unopposed to the Station Ward seat on Lobatsi Town Council at the Bye-Election held yesterday (August 6).

Mr. Rachim is a member of the B.D.

Wednesday  
August 7  
Botswana Daily News

go se na kganetso - (lit. there not being contest or argument)  
'unopposed'.

THUTÔ YA MATHITSHARA

Go tlaa nna le thutô e e tlaa rutang Mathitshara go ruta dipalô tsa "Mathematics" kwa Molepololê. Go tlaa rutwa batho ba Kgaolô ya Mokwena ba ba rutang ditelase tsa Stds. 1, 2, 3, le 4, mme thutô e tlaa simologa kgwedi eno e le lesomê le bofêra bongwe go ya go êma e le masomê a mabedi le bobedi.

Labobedi.

Phatwê 6

Dikgang tsa Gompiano tsa Botswana

Teach after cycle 152

MATHS VACATION COURSE, MOLEPOLOLE

A maths vacation course for Standards 1,2,3 and 4 teachers will be held for Kweneng teachers at Molepolole, Kweneng District, from August 19-22.

Tuesday  
August 6  
Botswana Daily News

future of go na le -- 'there is'  
go tlaa nna le -- 'there will be'

dipalô tsa "Mathematics" -- "Mathematics" includes higher Mathematics like Algebra, Calculus.  
(As opposed to dipalô tsa "Arithmetic" which includes addition and subtraction, etc.)

thutô e tlaa simologa -- "course will begin" (will be ready, able to begin)

go ya go êma -- (lit. to go to stop) "and will end"

CHIEF MATRON VISITS CENTRAL DISTRICT MEDICAL SERVICES

The Chief Matron, Gaberones, Miss M. Partington, visited Sekgoma Memorial Hospital, Serowe, and discussed matters concerning the nursing service. She also visited the two clinics in Serowe.

Miss Partington was returning from Francistown, when she stopped in Serowe.

Monday  
September 9  
Botswana Daily News

mmabaoki = mma + baoki -- "head of nurses" (cmp. with Ratoropo "Major" or "head of the town"); baoki from go oka to cure plus ba-\_\_i - people who \_\_\_\_.

kaga tsa booki. The word for 'matters' has been omitted from the text. Tsa is in agreement with it. Booki (see cycle 122) is 'nursing'. Kaga means 'about, concerning'. (lit.: about (matters) of nursing)

bile 'also'

MMABAOKI O NE A ETETSE SEROWE

Mmabaoki wa Gaborone Miss M. Partington o ne a etetse kôkêlô ya Sekgoma Memorial kwa Serowê, o ile a tsêna mo dipuisanyong kaga tsa booki. O b<sup>le</sup> a êtêla matlo a kalafi a mabedi a a kwa Serowê.

Mmantaga  
Lwetse 9  
Dikgang tsa Gompic tsa Botswana

Teach after cycle 156

MMABONTLÊ WA BOTSWANA O TLHASETSWE KE GO LWALA KA TSHOGANETSE

Miss Veronica Magosi yo e leng Mmabontlê wa Botswana wa monongwaga o tlhase<sup>^</sup>tswe ke go lwala ka Sontaga kgwedi e e suleng e le 25, mme o robaditswe kwa Kokelong ya Athlone kwa Lobatsi, mme go boletswe gore tsogô ya gagwê e a siama.

Mmantaga  
Lwetse 2  
Dikgang tsa Gompieno tsa Botswana

Teach after evng. 15h



MISS BOTSWANA IN HOSPITAL, LOBATSI

Miss Veronica Magosi, this year's Miss Botswana was admitted to the Athlone Hospital, Lobatsi, following a sudden illness on Sunday August 25. Her condition is reported to be improving.

Monday  
September 2  
Botswana Daily News

Alhasetswe ke go lwala -- (lit. "was suddenly attacked by [to be sick,]  
[being ill] ")

Fá mǎthá á fáilè, ó phúthíwá ká mǎtséiá á mǎswèr' ó tsénngwá  
 mó iékéséng lé lé ñtshò. Fá nǎkó yá phítihò é tiá, ó tsénngwá  
 mó lèbftlèng. Gá gó ná sèpè sè sé tsénngwáng mó lèbftlèng. Bógólògólò  
 mǎthó òné á phúthíwá ká lètíáíò lá kòòmó é é tihàbètswèng lèssó.

Fá gò dúwá kwá mǎbftlèng, bàthó bá já nǎmá é é sènáng lètswáí  
 lé mǎsòkò. Mòrágò bá ká yá kwá gá bònè.

Mòsáíí yó ó swètswèng ké mǎnǎá ó róbádíwá fá mǎthúdíng. Ó ápésíwá  
 díápáró tsé díntshò, ó já ká lètsógò lá mǎlémá. Gá á tshwánéíá  
 gó yá mòrákèng kǎná mǎsímóng gò fítihèlá nǎkó yá gó lèíá é  
 féíá. Gátwé á ká phápháíatsá nǎgá. Fá á tsámáyá mó mǎtséng  
 ó lǎtíhǎ mǎgágá. Ó dúmédíá ká lètsógò lá mǎlímá. Gá á  
 tshwánéíá gò nyáíwá gò fítihèlá nǎkó yá gó lèíá é féíá

Mǎnǎá yó ó swètswèng ké mòsáíí ó róbádíwá fá mǎthúdíng.  
 Lé èné ó já ká lètsógò lá mǎlémá. Gá á tshwánéíá gó yá mǎsímóng  
 kǎná Mòrákèng. Fá á tsámáyá mó mǎtséng ó tshwánéíá gò lǎtíhǎ  
 mǎgágá. Gò fítihèlá nǎkó é é bèíwèng.

Fá á bátíá gò nyáíá á ká nyáíá mòrágò gá á sèná gò ápòíá  
 dííò tsé díntshò. Bàná bònè bá bédíwá féíá, gá góná sé  
 sèngwé gápè.

Mmáágó Mòsímáné kǎná mmáágó mǎsètsáná ó ápárá khíwá é ñtshò  
 féíá, rǎágwé èné é ápara lètséíá lé lèntsho mó lètsógòng. Bá lèssíká  
 gá bá díré sèpè. Nǎkó yá gó lèíá ká sèbáká sá ngwáá ótíhè.

When someone dies, he is covered with white clothes and put in a black coffin. When the time for the funeral comes, he is put in the grave. There is nothing else put in with him. (In olden times they used to wrap bodies in the skin of the recently slaughtered cow. It was used as a coffin.)

When people come back from the cemetery they eat unsalted meat and porridge at the house of the recently dead person. After that they go home.

A widow is put on the veranda of the house wearing black clothes and using her left hand for eating. She is not supposed to go to the cattle post or to the fields until the mourning period is over. It is said that a widow can make the fields dry, for wherever she passes rain does not fall. When she goes about in the village she throws pieces of a bulb that looks like an onion on the ground ahead of her. She must greet everyone with her left hand. She can not get married until the one year mourning period expires.

The same holds for a widower.

There is very little done to the children, only their hair is cut off completely with a razor blade.

The mother of the dead person wears a black apron to indicate she is in mourning; the father wears a thin black armband. The rest of the relatives do nothing.

## TIRO

Tiró yá bánná ké gó lémá, fá bá séná gó fétsá bá yá mdrákéng.  
 Kwá mdrákéng bá tihókómélá díkgómó. Bánná bá bangwé bá bétlá  
 mètshé, dikiká, mēgópó, mādísó fá bá bangwé bá ròká diphaté.  
 Gápé bá dírá mādílá, gò isè gáé. Fá bá tsená kwá gáé bá  
 thúsá gò òtshá mabéle mó māsímóng ká dikólóí. Bá ágéiélá málápá.  
 Bá bangwé bá thúsá básádí gó phóthá mabéle. Fá tíró yóthé  
 yá māsímó é fédíle, bá rwálá mabéle bá á isé kwá mōtséng.

Fá gó àgíwá òtló, bánná bá bétlá dítlhómésò. Gápé ké bóná bá rulélang  
 mātìò. Básádí tíró yá boné ké gò dírá mō mó làpéng lé gó  
 bōpélá mabòtá. Fá élé kwá māsímóng bá dírá tíró yóthé,  
 gó tihàgólógó létá, gó kótúlá, lé gò phóthá.

Fá tihátswá díápàró, bá ápáyá díjò lé bójàlwá. Básádí bá  
 bangwé bá lógá mēsémé lé mētlhótió lé dítlàtlàná.

Tíró yá báná ké gò gá mētsí, gò tihátswá díjná, gó yá gó  
 bátlá kóng lé gó thúgá. Gápé tíró yá boné ké gó rómíwá.  
 Fá bá gólá, básímáné bá thúsá bófráábó, básétsáná bá thúsá  
 bó mmaábó.

## WORK

Men's work is ploughing the fields to make them ready for planting. When that is finished they go to the cattlepost to look after cattle. Some men carve mortars and pestles, wooden bowls, and spoons. Others sow skins for sleeping. Still others make sour milk (yoghurt) to take home. When they go home they help take the corn from the fields to the village. First they remove the corn from the fields by wagon. Then they make fences for the corn. Some men help the women thresh the corn. When all work is done at the fields they load the corn on the wagon and head for home.

If a house is being built men must carve the rafters and thatch the roof. Women's work is to build the rest of the house by making the mud and 'smesring' it on the walls and floor.

Most of the work at the fields is taken care of by women. They hoe the fields, scare the birds, reap and thresh the corn. They also wash clothes, cook food, and make beer. Some women even make mats, beer strainers and baskets.

Children's work is to fetch water, wash dishes, go look for wood and pound grain. They are also sent on any number of errands every day. When they grow up boys are expected to help their fathers and girls, their mother.

DLJÓ

Dijò tse dikgolo tsa batswana ke nama, bogobe, masi, morogo,  
le dinawa. Dijò di apewa ke basadi. Ba dirisa molélo le  
dipitsana tse di matotó marard. Ba apela kwa ntle mo leisong.

Nama e apewa ke bana. Ba e apaya ka dipitsana. Fa ele e e  
beswari ba e baya mo magaleng. Fa gogwe ba dirisa "roseterè".

Re ja fa re tshwerwe ke tlala. Mme tota re ja gabedi ka  
letsatsi. Go apewa gabedi ka letsatsi mo mosong le matsebowa.  
Dijò di dirisi o ka apaya dirawa mo mosong, yare matsebowa  
wa apaya sengwe gape. Ga re je selo se le sengwe fela nako jotlhe.  
Jaka mo lenyalong pele ga sekgowa, re ne re e ja nama, bogobe,  
setampò le bojalwa.

## FOOD

The main foods of the Batswana people are meat, porridge, milk, cabbage, and beans. Food is cooked by women over a fire in three legged pots as kitchens are outside on the floor of the lapa.

Meat is usually cooked by men in pots. If it's to be roasted they put it in the hot coals. Sometimes they use a 'roaster' made of iron bars.

We Batswana eat only when we are hungry, which is usually twice a day. We cook in the morning and in the evening. We have different kinds of food all the time. Sometimes we cook beans in the morning and something else in the evening. A typical wedding feast before the white man came used to consist of meat, porridge, hominy, and beer.

## APPENDIX A - ANIMALS

Please note that the Animal classification scheme which follows is entirely Setswana. Animals are broken into their traditional classificatory matrices: Dibatana, Diphologolo, Digagabi, Dinonyane, and Dintsi. It is interesting to note that one entire category lacks a true name--the one we have called Dintsi "flies"--a name which should correspond to the English 'flying insects'.

<u>Dibātānā</u>	<u>Beasts of Prey</u> <u>(clawed animals)</u>
<u>kāmelā, dī-</u>	camel
<u>kātše, dī-</u>	cat
<u>kgābō, dī-</u>	monkey
<u>lēkanyānā, mā-</u>	wild dog
<u>lēsēlāmōtlhākā, mā-</u>	a fowl-eating wild cat
<u>māgōgwe, bō-</u>	badger
<u>mātsipānē, bō-</u>	spring hare
<u>nēhēlē, mēhēlē</u>	a kind of squirrel
<u>mūtlā, mēbūtlā</u>	hare
<u>mōtlhōsē, mē-</u>	a species of striped-jackal
<u>nākēdī, dī-</u>	polecat
<u>nkwē, bō-</u>	leopard
<u>nōkō, dī-</u>	porcupine
<u>ntšā, dī-</u>	dog
<u>pēbā, dī-</u>	mouse, rat
<u>phāgē, bō-</u>	wild cat
<u>phīrī, bō-</u>	wolf
<u>phōkōfē, bō-</u>	jackal
<u>pēlā, dī-</u>	rock rabbit
<u>sēpēpē, dī-</u>	squirrel



<u>sèrúnyà, di-</u>	mole
<u>sètłhòng, di-</u>	spiny ant eater
<u>tàú, di-</u>	lion
<u>thwáné, bó-</u>	lynx
<u>tshípà, di-</u>	a black and white civet cat
<u>tshípó, bó-</u>	spring hare
<u>tshwènè, bó-</u>	baboon
<u>Dinonyané</u>	<u>Birds</u>
<u>kàlákúgwà, di-</u>	turkey
<u>kókò, di-</u>	hen
<u>kòkòlòfútè, bó-</u>	heron
<u>kòpáòpà, bó-</u>	a yellow bird
<u>kgákà, di-</u>	guinea fowl
<u>kgórí, bó-</u>	bustard/secretary bird
<u>kgwáádirá, bó-</u>	species of eagle or vulture
<u>lèbííbíí, mà-</u>	blue wax bill
<u>lèèbàrópè, mà-</u>	pigeon
<u>lègákàbé, mà-</u>	crow
<u>lègòdí, mà-</u>	starling
<u>lèkòlòlwànè, mà-</u>	locust bird
<u>lènbhg, mà-</u>	vulture
<u>lèphóí, mà-</u>	dove
<u>lèsógò, mà-</u>	partridge
<u>imámáthwànè, bó-</u>	bat*

\* N.B. the bat is considered a member of "dinonyane" by Batswana

<u>mògáíé, m̀e-</u>	singing bird
<u>mògòlòrì, m̀e-</u>	blue crane
<u>mòkókò, m̀e-</u>	cock
<u>mòrúbitshé, m̀e-</u>	owl
<u>ńtsù, d̀i-</u>	eagle
<u>ńtshé, b̀o-</u>	ostrich
<u>péòlwáné, d̀i-</u>	swallow
<u>pídípídí d̀i-</u>	goose
<u>phíkòkò, d̀i-</u>	peacock
<u>rámàtsiàbábá, b̀o-</u>	cardinal
<u>sèbótà, d̀i-</u>	ground scraper thrush
<u>sègòdì, d̀i-</u>	hzwk
<u>sèhúdí, d̀i-</u>	duck
<u>thàgà, d̀i-</u>	sparrow
<u>thóròbè, d̀i-</u>	chipping sparrow
<hr/>	
<u>tlhàtlhàwè, b̀o-</u> (or <u>tlàtlàgwè, b̀o-</u> <u>tlhàngwè, b̀o-</u> )	kooraan / secretary bird'
<u>tshíiwáné, d̀i-</u>	cape swallow
<u>tshètíó, b̀o-</u>	honey bird

DìphòlògólòHoofed Animals  
(grass-eaters)

<u>kòlòbè, d̀i-</u>	pig
<u>kúkámá, d̀i-</u>	gemsbuck
<u>kgámá, d̀i-</u>	hartebeest
<u>kgókòng, d̀i-</u>	wildebeast, gnu
<u>kgómó, d̀i-</u>	cow

nàrè, <u>dì-</u>	buffalo
hàkú, <u>dì-</u>	sheep
pítsé, <u>dì-</u>	horse
pítsé e tflódf, <u>dì-</u>	zebra
phàlá, <u>dì-</u>	impala, species of red antelope
phélefú, <u>dì-</u>	ram
phòti, <u>dì-</u>	duiker
phókó, <u>dì-</u>	billy goat
phúdùhúdù, <u>dì-</u>	stembuck
tìdù, <u>dì-</u>	elephant
tòákí, <u>dì-</u>	donkey
thòlò, <u>dì-</u>	koodoo
tshúkúdù, <u>dì-</u>	rhino
tshèpè, <u>dì-</u>	springbok
thùtlwà, <u>dì-</u>	giraffe

Dlitsi

kgópé, <u>dì-</u>
lèrwá, (no plural)
hàkátírípèrè, <u>bó-</u>
hàbòtò, mabòtò
mòlèfè, <u>bó-</u>
mònkámóngwé, <u>mè-</u>
mòntsàrà, <u>mè-</u>
mòrùthwáné, <u>mè-</u>
nòtshè, <u>dì-</u>
hàtsi, <u>dì-</u>

Flying Insects

locust, garden grasshopper
termite (brown)
the yellow bee pirate
moth
beetle
tomato sphinx moth (in caterpillar stage)
mosquito
mud wasp, hornet, wasp
bee
fly

ñtíhwá, dí-  
 pòdílé, (no pl.)  
 rábóíòkó, bó-  
 ráléfsanè, bó-  
 ráímómó, bó-  
 rásèlétswánà, bó-  
 sèhòbà, dí-  
 sèkwàkwàlàlà, dí-  
 sènyétse, dí-  
 sèrúrùbélé, dí-  
 tsétse, (no pl.)  
 tsìé, dí-  
 tsìé yá mātèbàlè, dí-  
 tshùpà, dí-

the watsonia wasp  
 green stink bug  
 the wrinkled scarab  
 paper wasp  
 common carpenter bee  
 grey praying mantis  
 the drone fly  
 a cricket; the cicada beetle  
 long horned grasshopper  
 butterfly  
 tsetse fly  
 a kind of locust  
 the stinking grasshopper  
 weevil

Digágbí

gòpáné, bó-  
 kákè, bó-  
 kgágà, dí-  
 kgàlédúà, dí-  
 kgógèlá, dí-  
 kgòpánà, dí-  
 khúdu, dí-  
 kwídídí, dí-  
 kwèná, dí-  
 lèbbìbbòlò, mà-

Creeping and Crawling  
(insects and reptiles)

iguana  
 ringhals (species of cobra)  
 shield-nose snake  
 beetle found in water  
 dragon snake (lives in water)  
 snail  
 tortoise  
 mudskipper  
 crocodile  
 puff adder

<u>lègónyáná, mǎ-</u>	snake like a stick, bird snake
<u>lègwéré, mǎ-</u>	small green snake, olive-grass-snake
<u>lèkàkàiyè, mǎ-</u>	crab
<u>lèlóbù, mǎóbù</u>	chameleon
<u>lèrùàrùá, mǎ-</u>	whale
<u>lèshibishibi, mǎ-</u>	brown scorpion
<u>lètlàmètíó, mǎ-</u>	bull frog
<u>máhámá ká ñtlwànè, bó-</u>	African cadis worm
<u>mmámoríbòlá, bó-</u>	the bulb weevil
<u>mòkgàtítswé, mè-</u>	a species of small lizard
<u>mòkwépa, mè-</u>	black mamba
<u>mòsénéné, mè-</u>	thin striped snake, fork-marked sand snake
<u>mòsità phàlá, mè-</u>	centipede
<u>mòtlhwá, mè-</u>	ant, termite
<u>nógà, dǐ-</u>	snake
<u>phéphèng, dǐ-</u>	scorpion
<u>phètlhí</u>	stalk borer ( a species of worm)
<u>phikà, dǐ-</u>	a very large water snake
<u>phófù, dǐ-</u>	a species of snake
<u>ràbòlò, bó-</u>	black iguana that lives in water
<u>ránkátàkànè, bó-</u>	a lizard with a blue head
<u>sèbàtíbògògò, dǐ-</u>	beetle found in wood
<u>sèbòkó, dǐ-</u>	worm
<u>sèbòkblódi, dǐ-</u>	mollipede
<u>sègòkgò, dǐ-</u>	spider
<u>sègwàgwà, dǐ-</u>	frog
<u>sèjámákiká, dǐ-</u>	big brown spider

senanatswifi, di-species of frog with  
a big stomachsetotojane, di-"stout John", the armoured  
ground cricketchalabbdiba, bo-

common water beetle

thethe, di-

white grub, root eater

tihapi, di-

fish

tihware, di-

python

tshere, di-

golden garden spider

tshitshiri, di-

bed bug

## APPENDIX B - ANIMAL CRIES

bees	zzzz, mōōō, or motshitsi
cat	myeu or nyeu
chicken	tsue, tsue
cock	kokorokokoō
cow	muuua or buuua
dog (bark)	hou hou
dog (crying after being beaten)	kgwei kgwei
(lonely) dog (at night when afraid)	wouuu
donkey	ooi oi
elephant	frrr
goat	mééé or bééé
hen	kêkêkê
horse, mule	iii or hihih
lion	hao, hao
pig	gwee gwee
sheep	bêê bêê or mée mée
tiger	hao, hao ngaoo, ngaoo

## APPENDIX C - BODY PARTS

<u>Body Parts</u>	<u>Káróló-tsa-ìmèlè</u>
abdomen	mpà, <u>dì-</u>
ankle	<u>lènyènanà</u> (or <u>lègwèjanà</u> ) <u>mà-</u>
anus	<u>sèbónò</u> , <u>dì-</u>
appendix	<u>lèlanyànà</u> , <u>mà-</u>
arm	<u>lètsògò</u> , <u>mà-</u>
armpit (axilla)	<u>lègwáfà</u> , <u>mà-</u>
artery	<u>lèsíkà lélètóná</u> , <u>mà-</u>
back	<u>mòkwàtlà</u> , <u>mè-</u>
bladder	<u>sètthà</u> , <u>dì-</u>
brain	<u>bòbòkò</u> , <u>mà-</u>
beard	<u>tèdù</u> , <u>dì-</u>
biceps	<u>pòtòngwáné</u> , <u>dì-</u>
bile	<u>sántlìhókwánè gálà</u> , <u>bó-</u>
blood	<u>màdí</u> (no sg.)
body	<u>ìmèlè</u> , <u>mèbèlè</u>
bone	<u>lèràpò</u> , <u>mà-</u>
breast	<u>lèbèlé</u> , <u>mà-</u>
buttock	<u>lèràgò</u> , <u>mà-</u>
cartilage	<u>lòhíhírí</u> , <u>mà-</u>
cervix	<u>thàmò yá pòpèlò</u> , <u>dì-</u>
cervical os	<u>mòlòmò wà pòpèlò</u> , <u>mè-</u>
cheek	<u>lèràrà</u> , <u>mà-</u>
chest	<u>sèhúbà</u> , <u>dì-</u>
chin	<u>sèlèdù</u> , <u>dì-</u>



clavicle	kgétláná, <u>dí-</u>
clitoris	<u>sètílópi</u> , <u>dí-</u> or <u>mòtíòpà</u> , <u>mè-</u>
coccyx, (tail bone)	<u>lèràpô lá mágàtlá</u> , <u>mà-</u>
diaphragm	<u>lètswàlò</u> , <u>mà-</u>
dimple	<u>tshègà bàèng</u> , <u>dí-</u> or <u>pòbè</u> , <u>dí-</u>
ear	<u>tsèbè</u> , <u>dí-</u>
elbow	<u>sèkgónò</u> , <u>dí-</u> or <u>sèjábàná</u> , <u>dí-</u>
epigastrium; pit of the stomach	<u>sètshwábù</u> , <u>dí-</u>
eye	<u>lètthò</u> , <u>màtìhò</u>
face	<u>sèfàtlhògò</u> , <u>dí-</u>
fat	<u>màhùrà</u> ( <u>màfùrà</u> )
femur, thigh bone	<u>lèsùhú</u> , <u>mà-</u>
finger	<u>mònwànà</u> , <u>mè-</u>
fist	<u>lètswélè</u> , <u>mà-</u>
flank	<u>lètìhákóré</u> , <u>dí-</u>
fontanelle	<u>phògwànà</u> , <u>dí-</u>
forehead, frontal bone	<u>lèsápòlà phàtlà</u> , <u>mà-</u>
foreskin	<u>ntópànè</u> , <u>dí-</u>
foot	<u>lònàò</u> , <u>dí-</u>
gall bladder	<u>sètìhà sà sàntìhòkwànè</u> , <u>dí-</u>
groin	<u>kgélèswá</u> , <u>dí-</u>
gum	<u>lèríníní</u> , <u>mà-</u>
hair	<u>mòrírì</u> , <u>mè-</u>
hand	<u>sèàttà</u> , <u>dí-</u>
head	<u>tlhògò</u> , <u>dí-</u>

heart	pèlò, <u>dì-</u>
heel	<u>sèréthê</u> , <u>dì-</u>
hip (ilium)	<u>nòkà</u> , <u>dì-</u>
intestine, small	<u>màlà-á-màfnyé</u> (no sg.)
jaw	<u>lèt lhàá</u> , <u>mà-</u>
joint	<u>tòkòlòlò</u> , <u>dì-</u>
kidney	<u>phíìò</u> , <u>dì-</u>
knee	<u>lèngôlê</u> , <u>mà-</u>
knee cap	<u>thèlèdì</u> , <u>dì-</u>
labia majora	<u>phésè</u> , <u>dì-</u>
larynx	<u>mòmètso</u> , <u>mè-</u>
leg	<u>lèòtó</u> , <u>mà-</u>
lip	<u>pòumàà</u> , <u>dì-</u>
liver	<u>sèbètè</u> , <u>dì-</u>
lower leg	<u>mòtwànè</u> , <u>mè-</u>
lumbar-sacral region	<u>lèthéká</u> , <u>mà-</u>
lung	<u>lèkgwàfó</u> , <u>mà-</u>
lymph gland	<u>kgélèswá</u> , <u>dì-</u>
malar bones cheek bones	<u>phóní</u> , <u>dì-</u>
membrane	<u>lòthà</u> (or <u>lèthà</u> ), <u>mà-</u>
molar tooth	<u>mòt lhàgàrè</u> , <u>mè-</u>
mouth	<u>lègàà</u> , <u>mà-</u>
muscle	<u>mòsítò</u> , <u>mè-</u>
nail	<u>lònáìà</u> , <u>dì-</u>
neck	<u>mòlálà</u> , <u>mè-</u> or <u>thànò</u> , <u>dì-</u>
nerve	<u>lèsíkà</u> , <u>dítshíkà</u>

nipple	thòbà, <u>dì-</u>
nose	h̀kò, <u>dì-</u>
nostril	l̀eròbà-lá-h̀kò, <u>mà-</u>
occiput (bone that forms the back part of the skull)	s̀ekòtá, <u>dì-</u>
orifice	kgòrònyáná, <u>dì-</u>
ovary	l̀éé, <u>màé</u>
palate	l̀égàlápà, <u>mà-</u>
pancreas	m̀aràkáná m̀àítsì
patella, knee cap	th̀èlèdì, <u>dì-</u>
penis	p̀òlò, (or h̀tsútsú), <u>dì-</u>
penis and scrotum together	m̀àpèlè
pericardium, membrane covering the heart	l̀èàpàràpèlò, <u>mà-</u> (or l̀èthàpèlò, <u>mà-</u> )
perineum	l̀ègàré l̀àsèb̀c̀nò l̀éányò
peritoneum, fatty membrane enveloping the bowels	l̀òmíplì, <u>mà-</u>
placenta	m̀òtlháná, <u>mè-</u>
pubis	t̀èlwané, <u>dì-</u> (or g̀enáná, <u>dì-</u> )
rectum	m̀ongòpò, <u>mè-</u>
rib	l̀ègòpò, <u>dìkgòpò</u>
scrotum	l̀èrètè, <u>mà-</u> (or th̀álà, <u>dì-</u> )
sacrum	m̀òkòtò, <u>mè-</u>
saliva	m̀àthé
shoulder bone humerus	l̀èpùhù l̀á l̀èb̀ògò, <u>mà-</u>

shoulder	<u>lègétlà, mà-</u>
sinew	<u>mòsifà, mè-</u>
spinal cord	<u>mòkòlèlà, mè-</u> (or <u>mònyétsané, mè-</u> )
spine	<u>mòkwàtlà, mè-</u>
skeleton	<u>lòswàèlà, mà-</u> (or <u>lòwà, mà-</u> )
skin	<u>lètlàlò, mà-</u>
skull	<u>lògàtà, mà-</u>
spleen	<u>lèbètê, mà-</u>
sternal notch	<u>lètswàlò, mà-</u>
sternum	<u>màkòpànèlò &amp; sèhúbà</u>
stomach	<u>mògódù, mè-</u>
testis	<u>thèkgwè, dì-</u> (or <u>lèrètê, mà-</u> )
throat	<u>mòmètsò, mè-</u>
thumb	<u>mònwàná wá kònópé, mè-</u>
thigh	<u>àèròpè, dì-</u>
tibia	<u>mòmò, mèòmò</u>
toe	<u>mònwàná wá lèòtò, mè-</u>
tongue	<u>lòlémè, dìtémè-</u>
tonsil	<u>kòdù, dì-</u>
tooth	<u>lèínò, mènò</u>
trochanter	<u>tsúáké, dì-</u>
thyroid cartilage	<u>lèhíhírì lá kòkògòtshò</u>
waist	<u>lèthèká, mà-</u>
wrist	<u>òkòlòlò yá sèátlà, dì-</u>
umbilicus	<u>mòhúbù, mèhúbù</u>
uvula	<u>lòlèngwáná, mà-</u>

vagina

nnyô, di-

vein

lòsika lo lo sésané, má-

vertebra

lèrapô lá mókwtlà, má-

vulva

nnywàná, di-  
(or mpàpà, di-)

## APPENDIX D - CALLS TO ANIMALS

fotsêk	(to a dog) go away!
f̄saa	(to birds) go away!
haneo	(to inspanned cattle) stop!
hoop	(to inspanned cattle) go!
kats	(to a cat) go away!
kibi	(to a chicken) go away!
kibi, kibi	(to a chicken) come here
oki	(to a pig) go away
oki, oki, oki	(to a pig) come here
omo	(to a cow) move back
puria, puria	(to goats) go away
pcw [sounds like noise we make when kissing]	(to a dog) come here
saa	(to a dog) "sick him!"
sipi, sipi	(to a cat) come here
tonki	(to a donkey) go away

## APPENDIX E - CLOTHING

<u>Diàpàrò</u>	<u>Clothing</u>
<u>báki, di-</u>	coat
<u>bênébòrókwé, di-</u>	underpants
<u>bênehêmpê, di-</u>	vest
<u>bbláúsù, mà-</u>	blouse
<u>bòrókwé, mà-</u>	trousers
<u>hêmpê, di-</u>	shirt
<u>hútshé, di-</u>	hat
<u>jásè, di-</u>	coat (long) topcoat, overcoat
<u>jèrésí, di-</u>	sweater (cardigan)
<u>kàúsù, di-</u>	stocking, socks
<u>khíbá, di-</u>	apron (made of skins)
<u>kòbò, di-</u>	blanket
<u>lélí, di-</u>	brassiere
<u>màkgábè (no sg.) singular lekgabe means one string of the makgabe</u>	fringed "G-string" worn by small girls (under 5 yrs. of age), formerly worn by all girls until puberty when they switched to <u>khiba</u> .
<u>mésè, mēbésè</u>	knit hat, beret
<u>mòsésè, mē-</u>	dress
<u>mòswápó, mē-</u>	skin worn by men; like underpants
<u>mòthibámpáná, mē-</u>	skin used as under- pants by men--like <u>tshega</u>
<u>ònrókó, di-</u>	petticoat, slip
<u>rámphéētshànè, bó-</u>	sandles made of skin (traditional)

sèkètê, dì-

skirt

sèkípá, dì-

(pullover) sweater

sèkhùkhù, dì-

umbrella

túkwi, dì-

scarf

thàrí, dì-sling for carrying  
infantstshéga, dì-

loin cloth for boys



## APPENDIX F - DISEASES

<u>Màlwétsè</u>	<u>Diseases</u>
<u>dìkòdù</u>	diphtheria
<u>húpêlá</u>	asthma
<u>kánkèrè</u>	cancer
<u>kgódísá, dì-</u>	hiccups
<u>kwàtsí, dì-</u>	ulcer, syphilitic sore (open sore - internal or external)
<u>lèpèrò</u>	leprosy
<u>lètíhàtsò</u>	vomiting
<u>lètshòrójà, mà-</u>	fever
<u>màfátlà</u>	baldness
<u>màlà-à-màshíbidù</u>	diarrhea
<u>màwé</u>	mumps
<u>mhíkélà, [m-me]</u>	cold, grip, stuffy nose
<u>mòkgótlhàné, mè-</u>	cold
<u>múmpêlá [m-mo-]</u>	constipation
<u>múókwanà [m-mo-]</u>	small pox, measles
<u>mòtótwané, mè-</u>	hysteria
<u>mòtshwá</u>	rash, urticaria
<u>mòtshwéetshwé</u>	eczema, scabies
<u>ngópè</u>	bleeding piles
<u>sèbòláf, dì-</u>	abscess in the arm-pit
<u>sèdídí</u>	delirium/dizziness
<u>séhúbà, dì-</u>	cough, cold
<u>sètíhàbí, dì-</u>	pain (stabbing one)

thòsólà, <u>dì-</u>	early infectious syphilis
thôbêgà, <u>dì-</u>	fracture
chùtlwà (no pl.)	chicken pox
tlhàgàlà, <u>dì-</u>	an abscess
tshùtsêgô, <u>dì-</u>	dislocation

## APPENDIX G - FOOD

Dijo tse di dirilweng  
ka masibôôôôkasè, di-màfiámásirômôDinóbòjàlwá, mà-khadi, di-màgéúmètsiMàngôlèbòwá, mà-ímííó, mēbííóímúpùdú, mēbúpùdúímáfáwá, mēáfáwámògábàlá, mē-mògòrògòrwàná, mē-Dairy Productsbuttercheesesour milk, yoghurtmilkcreamBeveragesbeerstrong alcoholic drink  
made from honey and herbsthick drink from porridge;  
gruelwaterFruitmushrooma wild fruita species of wild  
applewild figedible climbing plantspecies of wild orange

<u>mògwánè</u>	hard brown edible berries
<u>mòkgálò, mà-</u>	"hook thorn"; a species of "wait-a-bit" thorn
<u>mòpípi, mà-</u>	an evergreen tree, species of "gum"
<u>mòràrà, mà-</u>	an edible wild nut
<u>mòrétiwà, mà-</u>	wild grapes
<u>mòrójwà, mà-</u>	a small edible fruit with date-like flavor
<u>mòrúlà, mà-</u>	wild plum
<u>mòrùtlwá, mà-</u>	orange fruit with a hard rind
<u>mòtòròkò, mà-</u>	prickly pear
<u>mòtlòpí, mà-</u>	plant whose roots substitute for coffee beans; and whose fruit is eaten
<u>mòtsòtsòjànè, mà-</u>	a bitter sweet edible fruit
<u>námámé, dí-</u>	orange
<u>nàríkí, dí-</u>	tangerine, (naartjie (Afrikaans))
<u>pérékísi, dí-</u>	peach
<u>sèròtòlògà, dí-</u>	a thorny tree with plum-like fruit, red when ripe
<u>tèrébé, dí-</u>	grapes
<u>Dìnàmà</u>	<u>Meat</u>
<u>kókò, dí-</u>	chicken
<u>kòlòbè, dí-</u>	pork
<u>kgòmó, dí-</u>	beef

lèbitsé, mà-

a species of beetle

nkú, di-

lamb

nàtô

a species of worm

ntlhwá, di-

black flying ant

pódi, di-

mutton

pháné,

a species of worm

sègòngwánà

brown locust

tlhàpi, di-

fish

tsiê, di-

red locust

PéôGrainlèbèlèbèlè, mà-

millet

lèbèlè, mà-"corn" (Br.);  
sorghumánidi, [u-mo-]

"maize" (Br.); corn

ntshê, di-

sweet reed

pláletshé, di-"mealie meal" (Br.);  
corn mealDijó tsé di búdíléngPrepared Foodbògòbè, mà-

porridge

kgòbè, di-

cooked beans

lèfátá, mà-cooked beans, corn,  
or sorghumlègálàporridge cooked with  
sour milkmògètìò, mè-porridge used for  
making beer

<u>mphêrêtlhané, bô-</u>	porridge made from mealie meal (cornmeal)
<u>mòròbbió, m̀è-</u>	soup made from melon- seeds
<u>mòsókó, m̀è-</u> (a) wa phaletshe (b) wa mabêlê	stiff porridge
<u>mòtògò, m̀è-</u>	soft porridge (sour)
<u>sèbúbé, d̀i-</u>	porridge cooked with sour milk
<u>sègwàpá, d̀i-</u>	biltonga, jerky
<u>sèròbê, d̀i-</u>	tripe, cooked organ meats
<u>sètámpò, d̀i-</u>	samp, hominy
<u>tíng, d̀i-</u>	sour porridge
<u>tshòtlhò, d̀i-</u>	minced meat (Br.), hamburger

Merògò

<u>àéyè, d̀i-</u>	onion
<u>bóngkisi, d̀i-</u>	pea
<u>kwíl, d̀i-</u>	onion
<u>lèphùtshé, m̀è-</u>	pumpkin
<u>letlhódi, d̀i-</u>	mung bean
<u>hàwá, d̀i-</u>	bean
<u>pàtátá, d̀i-</u>	sweet potatoes
<u>sègwètê, d̀i-</u>	carrot
<u>tápblé, d̀i-</u>	potatoe
<u>tìbò, d̀i-</u>	njugo bean - an underground bean ("earth nut")

Vegetables

lèrhàbùlè

lègá pu, m̀à-

lèkgómáné, m̀à-

lèròkò, m̀à-

lèròtsé, m̀à-

m̀onyákú, m̀è-

nyèbù

ròthwé

thépé,

Harvest Foods

water melon

warted gourd chayotes

ground nut

a type of melon

an edible leaf

green soft beans

an edible leaf

an edible leaf

## APPENDIX H - HOUSEHOLD GOODS

<u>Dilwàná tsá òtlò</u>	<u>Household Goods</u>
<u>béísàné, dī-</u>	basin, bowl
<u>bòdííò,</u>	smeared portion of floor
<u>bòlád, mà-</u>	bed
<u>lèsò, màsò</u>	wooden spoon
<u>émèrè, dī-</u>	bucket, pail
<u>fé(ń)sètèrè, dī-</u>	window
<u>gàisi, dī-</u>	mud house, square- with thatched roof and stoop
<u>gàlásè, dī-</u>	glass
<u>gáráwé, dī-</u>	spade, shovel
<u>háràbésè, dī-</u>	square house (same as <u>gàisi</u> )
<u>jókúé, dī-</u>	yoke for oxen
<u>kétlélé, dī-</u>	tea pot
<u>kíká, dī-</u>	mortar
<u>kólóí, dī-</u>	wagon pulled by oxen
<u>kópí, dī-</u>	cup
<u>kgáméló, dī-</u>	bucket
<u>kgoro, dī-</u>	doorway
<u>kgòtíwánè, dī-</u>	side room built on the side of a rondavel
<u>lèbékèrè, mà-</u>	enamel cup, mug
<u>lètòtànà, mà-</u>	any wall made of soil and cow dung



<u>lèfèélò, diphèélò</u>	broom
<u>lèfètlhò, mà-</u>	wooden "spoon" used for beating things. e.g., eggs
<u>lègápà, mà-</u>	big round calabash used for storing or carrying beer
<u>lègorà, mà-</u>	a fence built with branches of trees surrounding the entire household
<u>lèkòtswànà, mà-</u>	any wall made of soil and cow dung
<u>lèkuká, mà-</u>	bag used for storing milk
<u>lèsáká, mà-</u>	kraal, a fenced enclosure for animals
<u>lèsèlò, ditshelò</u>	basket used for winnowing
<u>lèswanà, mà-</u>	an eating spoon (e.g., teaspoon, soup spoon)
<u>lòbàtí, mà-</u>	door
<u>lòlwàlá, mà-</u>	big flat stone used for grinding grain
<u>lòlwápá, mà-</u>	the floor within the 'legora' (also lelapa, lolapa, lapa) used figuratively to mean 'home'
<u>màthùdí,</u>	veranda
<u>mògómá, mè-</u>	plough
<u>mògópò, mè-</u>	wooden basin
<u>mòkgòrò, mè-</u>	house at the lands not neatly thatched
<u>mòpétò, mè-</u>	Engl. style bed
<u>mòritshànà, mè-</u>	clay basin
<u>mòrúfá, mè-</u>	wooden bucket used for milking

<u>mòsênê</u> , <u>mè-</u>	mat made of grass
<u>mòtíàgánà</u> , <u>mè-</u>	house built with green (not dry) tree branches- used as a fire place or tent
<u>mòtìhòtìó</u> , <u>mè-</u>	beerstrainer made of string
<u>mòtshè</u> , <u>mè-</u>	wooden pestle
<u>àkgwánà</u> , <u>dí-</u>	clay pot
<u>nòtò</u> , <u>dí-</u>	hammer
<u>àtiwàà</u> , <u>màtiwàà</u>	an outhouse
<u>pètiwàà</u> , <u>dí-</u>	hoe
<u>pínàgàré</u> , <u>dí-</u>	wooden pole used in the middle of the house to support it
<u>pítsá</u> , <u>dí-</u>	cooking pot
<u>phàfàà</u> , <u>dí-</u>	calabash used for drinking beer
<u>phàtê</u> , <u>dí-</u>	skin mat
<u>phóthò</u> , <u>dí-</u>	flat stick used for thrashing corn
<u>ràntàdòlê</u> , <u>bò-</u> (or <u>mà-</u> )	rondavel ( a big one)
<u>sédítsé</u> , <u>dí-</u>	tail of a horse made into a whisk used to chase flies away
<u>sèfàlàà</u> , <u>dí-</u>	granary - thatched mud structure for storing grain
<u>sèfépl</u> , <u>dí-</u>	a whip used for beating inspaned oxen
<u>sègò</u> , <u>dí-</u>	calabash used for drinking water
<u>sèkòtshèkàrà</u> , <u>dí-</u>	a donkey cart
<u>sèlèí</u> , <u>dí-</u>	a sledge

<u>sèlêpê</u> , <u>dì-</u>	an axe
<u>sémé</u> , <u>dì-</u>	a whip used for beating inspanded oxen
<u>sèòkòmèlà</u> <u>bàgwê</u> , <u>dì-</u>	a small round window at the back of a girl's house
<u>sèrépódí</u> , <u>dì-</u>	stoop
<u>sèròbè</u> , <u>dì-</u>	kraal for small goats and sheep
<u>sèrótdò</u> , <u>dì-</u>	a basket used for keeping clothes
<u>sètúlô</u> , <u>dì-</u>	chair
<u>sètlatlà</u> , <u>dì-</u>	a door woven from sticks
<u>sètlhòwà</u> , <u>dì-</u>	the metal strip on top of the house or roof - in olden times was made of leather
<u>sètswàlô</u> , <u>dì-</u>	door
<u>shàgà</u> , <u>dì-</u>	saw
<u>táfòlé</u> , <u>dì-</u>	table
<u>thipá</u> , <u>dì-</u>	knife
<u>thùtsánà</u> , <u>dì-</u>	small rondavel
<u>tlàtlànà</u> , <u>dì-</u>	a basket for carrying grain
<u>tlhòbòlò</u> , <u>dì-</u> (or <u>tlhòbòrò</u> )	gun
<u>tshilwànà</u> , <u>dì-</u>	small "crushing stone" - used with 'tshilo' to grind grain

## APPENDIX I - IDEOPHONES

In Setswana, as in other African languages, ideophones constitute a distinct part of speech, in many respects similar in function to the adverb. Although comparable to a certain extent with onomatopoeic words of European languages, (Cf. English 'bang', 'snap', 'whoosh', 'drip', 'zoom', and 'zap') there is an important distinction. Ideophones describe sound, color, smell, manner, appearance, state action, or intensity, whereas onomatopoeic words are descriptive of sound only; and are usually impulsive and emotionally colored, used most commonly in descriptive statements and narrative, thus providing greater emotional appeal to the listeners. They are often accompanied by suitable gestures--here indicated between [...]--and are almost essential to any really colorful description.

As a rule, ideophones are preceded by a form of the verb -re 'do, say'. Since they have no real parallel in English, ideophones are very difficult to translate, and only indications of their significance can be given here.

The best explanation is often an example. For that reason, I include the following poem to illustrate Setswana usage of ideophones (underlined below):

<u>Setswana</u>	<u>English</u>
Mmutia ke bonye mmutia	A hare, I saw a hare
Mo sekgweng se se teteane.	In the thick forest.
Ntša ya re <u>potoko</u> , <u>potoko</u> .	A dog went _____.
Mmutia wa re <u>tseka</u> , <u>tseka</u> .	The hare went _____.
Ntša ya re <u>tšhaa</u> , <u>tšhaa</u> ,	The dog went _____,
<u>Tii</u> , <u>tii</u> , <u>pôtê</u> , <u>pôtê</u> .	_____, _____.
Ga re <u>tu</u> .	Everything went _____.

Potoko is the noise made by a galloping animal. Tseka describes the way the hare runs--that is, hopping in a zig-zaged fashion. Tšhaa is descriptive of spreading, and here gives an impression of the dog in hot pursuit spreading its legs so it can run at top speed. Tii describes the noise made by the dog while running on a somewhat hard surface. Pôtê describes the action of the dog screaming to a halt and turning quickly in order to catch the hare. Tu means 'silent'--that is everything in the forest suddenly went silent when the dog caught the hare.

I must also emphasize that I have included below but a small portion of the ideophones that exist in Setswana.

<u>Setswana</u>	<u>English</u>
blló	(of rising to the surface. E.g., fish in river)
bzà	(noise made when you crush an egg shell or break a glass)
dlló	(give a dirty look to someone)
diké	(of setting or disappearing, as the sun. Of taking a quick turn - or ducking into someplace.)
frrr	(of whirring, as a bird in rapid flight.)
gàmé	zoom into a hole or house)
gàu	(-silence all of a sudden)
górò	(cause to gush or pour out--as sand from a dump truck, or water from bucket. To spill out contents all at once.)
gwàà	(of heavy rain falling)
hírí	(of dropping or falling in a faint)
húbèè	(turn red, as in blushing, sunburn, litmus paper in an acid solution.)
jápú jápú	(water splashing about in a container or hitting against something like stones on a seashore; or feet when crossing a stream)
khúru (selelô)	(burst out crying)
khúru	(of putting a lid on a large pot)
kgá	(of striking a cow on the head - or any large animal - with a stone or blunt object)

kgé	( of chopping meat, bone, or tree, anything large and resistant) "chop" "chop"
kgérrr	(of paper tearing)"rip"
kgóthù	(when you break a big bone or stick) "snap", "snap"
kgôô	(of hitting cattle or people with a whip of a single leather strip)
kgô	(a) (knock head against tree or wall) (b) (someone hits you on the head with a heavy blunt instrument like a club, stick, or stone)
kwátlHà	(of unexpected and sudden appearance, such as by a person, animate object, or the sun from behind cloud or coming up in the morning)
kômé kômé	(eat fast) "gobble" "gobble!"
kòtlwé	(of disappearing over the horizon, hill - as the sun or a person)
kúdité	(of swallowing a big piece of food - like a python eating a P.C.V., or a giant eating a human whole.)
kwàtlà-kwàtlà	(noise made by horses hooves on a hard surface)
lêlêlêlê	(a member of the "digagabi" suddenly slinking away)
mànà (faatshe)	(of softly lying flat on the ground on your stomach - as lions, people trying to hide)
mènd	(of sudden over-turning, turning back, or changing directions - as people, animals)
môrôgô	(of splashing - as of a huge wave at beach or a heavy object falling over with its full weight)
nà-nà	(of treading softly and stealthily so as not to be detected)

ngòthí	[thumb nail of left hand placed under front upper teeth (fingers clenched) and then nail snapped from underneath] - "you won't get it" "I won't give it to you"
nwéé	(of sinking or diving under the surface, especially in water)
nyèdí	(of twinkling or glowing, as the stars)
nyémé	(disappeared from sight suddenly - e.g., bird, animal)
pàì	(a) (to become blind, black out) (b) (to be finished, gone - as food or money) [used with hand gesture - left sweeping in front of mouth]
pàlakàtà	(of unexpected arrival)
pêná	(of running away, escaping)
pìì	(of pinning down, causing something to fall and, thus, be captured - as a vulture catching its prey or a wrestler pinning down his opponent)
pírìgì	(of falling heavily "thump!" -as big objects - noise made when falling down)
pítìkì	(of tumbling, turning, or rolling over, as kids on hill rolling down or car over a cliff)
póng	(noise when striking a heavy object such as an animal horn, a drum of water half full or a church bell)
pòrú	(of plunging into water - like a frog)
pòtòkò	(of galloping)
pòtsê	(of shooting or running out - like a bullet, jet plane or roadrunner)

pô	(of knocking someone on the head with a big stone, huge stick, billy club) gesture [make a click by placing pressure on index finger's middle knuckle with other index finger]
pôrrr	(of liquid forcing its way or pouring out from a hole - such as a waterfall, dam breaking, or water from hose or tap)
pôtê	(of zooming, disappearing fast - such as a falling star, train turning a corner)
pú	(of hitting an animal on its stomach, as with hand or stone)
pùu	(of falling on your stomach after tripping)
phàà	(of glass breaking - of splitting wood easily, balloon breaking, tire or paper bag bursting, slap on face, or clapping hands)
phámò	(of snatching fast - as frog catching flies)
phàphàphàphà	(of flying or flapping, as flag or cloth in wind)
phàré	(of falling on your back; or throwing a frog, "bogobe", or snake on the ground or baby falling on its bottom - a dull thud)
phàragàtlhà	(of sudden and unexpected appearance)
phàthê	"whop!" (-a dull thud such as made by throwing a frog on the ground - or a cow dropping its dung)
phàtlá	(of scattering - such as of seeds, beans, people, clouds or ants)
phàtsí	(of reflecting light - such as lightning, rhinestones, neon sign, stars, eyes)
phàts'hà	(of splashing - as when water dropping, water being thrown out, waves on shore, or a car passing through large puddle)



phêiêlé	(of a sudden appearance - like ghost making himself visible)
phòsù	(of tumbling into a hole or water - or of stepping into a soft spot and when you do so it depresses - like mud or snow)
phúu	(of suddenly smelling bad - as produce going rotten or skunk emitting his odor)
rrùùù	(when a big fire burns - or birds are in rapid flight)
régò	(of starting up and running because scared)
ràrê	(when caught in something - or when something twines itself around you - as a creeping plant, snake, turnstile, wire on street, person in embrace, etc.)
ráthò	(when a rope or string breaks, as a necklace, belt, shoe, sandal, string of tennis racquet, strap, thread, or button)
rétò	(of turning around fast)
rúthù	(of falling like a child or a fool with your head back - of tumbling over)
rwaêrwaê	(of eating hard candy or bones and breaking them with the teeth) "crunch!" "crunch!"
rwarwá	(of walking on crumbs of sugar)
sàì	(of sudden scattering - such as grains of rice falling on floor, beads falling from a broken necklace)
sàà	(noise made by fat when falling in the fire as meat is roasting - spattering fat, or water dropping in hot oil)
sétò	(of springing up, appearing suddenly - as a rash, plants sprouting, revealing secrets, development of snapshots, tear in clothing revealing skin beneath)

sékêlélé	(when a structure leans or twists out of shape - as the Tower of Pisa)
sêlé	(crawl away suddenly - go away unnoticed quietly, or cut out) hand gesture: [with right hand extended all fingers straight and pointed upwards - left hand quickly moves upward from wrist of right, (encircling it).]
sétlhêê	(to turn grey, dirty or yellow)
siks	"he ran away" hand gesture: [clenched fingers, outstanding thumbs pointing upwards - right hand directly in front of left]
sitlhà	(when something big falls, as a rhino, an elephant, or a boulder)
swàê	(leave without being noticed - [Cf. sêlé])
swà swà	(crunching or walking on sand - like an elephant walking on dried leaves or grass, or a girl's petticoat rustling under her dress when walking) "rustle!" "rustle!"
swàtlhà swàtlhà	"rustle-rustle!" (of walking on dry leaves) [Cf. swa swa]
táìàà	(turned green - as the forest in spring)
tépeê	(of trickling - as water in creek, icicles, crowd from a stadium before game is over, or tears)
têtêtê	(of shivering as from cold; jello; or teeth chattering)
tidididi	(of rumbling, roaring - as a mine falling in, thunder far off, sonic boom, earthquakes, dynamite or cannon from far off)
tii	(of sudden extinguishing - as TV set, fire, or lights)
tiké	(of zooming - [same as pôtê])
timé	(of sudden disappearance - such as cookies or money)

tírr	(of the earth trembling - as in an earthquake)
tòlòbú	(of plunging into deep water - as a frog, small child or stone)
tú	(of quietness all of a sudden)
tùù	(turned white - suddenly - as someone's hair does overnight after having received a great shock)
twàà	(of whiteness) [same as tùù]
thêê	(of turning, changing directions suddenly - as the wind, or a boy riding a bike on a rocky path)
thíí	(of becoming dense, opaque - such as clouds, fog, smog, dust, smoke - anything blocking vision)
thiphò	(of a thin object snapping or breaking, as cord, strap, or a wishbone)
thòbú	(of large objects plunging into water - like boulder, person)
thòò, thòò	"drop!" "drop!" (of liquid falling in large drops - such as water from a tap)
thúsù	(of sudden appearance)
thùsù	(of jabbing or piercing with pins or needles)
thùù	(a) (striking heavily or bashing into something - as knocking your head against a cabinet) (b) "bang" (of explosion - as a car backfiring or a gun going off)
thwàà	"thwack" (of crackling noise such as made by a whip or "blanket/towel snapping")
tiêkêtiêkê	(of shivering, shaking such as from fear, bridge to a boat from the dock, a train moving, wings of a plane while in flight)

têrrr	(of - tearing - as paper or cloth)
tiblê	(of jumping over a fence in order to escape)
tlhõõ	(of falling on your toes from a high place, such as a tree, a second story window)
tlhõõ-tlhõõ	(of running lightly on tips of the toes so as not to be heard)
tsárà	(of spraying - such as octopus its ink, or insecticide from an atomizer)
tsêê	(of great heat, from the sun) [this ideophone comes from the word for the noise made by insects when its hot in summer]
tsírí	(of tinkling - like glass wind chimes)
tsúbù	(grab fast - like a frog flies)
tsùrá	(of squatting on the ground)
tsúrá, tsúrá	(noise made in bucket when you milk cows or goats)
tsurrrr	(when blood comes out like water from a tap)
tswêê	(of popping up suddenly - like people and animals standing, toast from a toaster, or plants sprouting)
tshêkgê	(of cutting, slicing flesh)
tshõõ	(turning black suddenly)

## APPENDIX J - IDIOMS

The following is but a small sample list of common Setswana idioms to give you a feel for the culture.

go baya faatshe	(lit. to put on the ground.) to give up (in a discussion, argument): "to throw in the sponge/towel"
go baya pelo	(lit. to put down your heart) to keep/hold still; to calm down: "to cool it" "to take it easy"
go digêla dibete	(lit. to drop your liver) to cool down (when angry) "to not get your bowels in an uproar"
go digama osa ditlhapêla	(lit. to milk before washing your hands) to be sorry after doing something you wish you hadn't: "to go into something with your eyes open"
go ijesa ditoro	(lit. to feed yourself with dreams) to daydream to "build castles in the air"
go inaya naga	(lit. to give yourself to the forest) to run away: to "cut out", to "beat it"
go itaya kgomo lonaka	(lit. to hit cow on the horn) to know the truth: "to hit the nail on the head"
go itaya masepa kapatla	(lit. to hit shit with a stick) to be in a mess: to be "fouled up." to be "screwed up"
go itshwara matlhô	(lit. to touch yourself in eyes) to wash your face.
go ja dirêthê	(lit. to eat heels) to backbite, gossip: "to wag your tongue"

go ja tlohôgô	(lit. to eat a head) to think: "to use your noodle/noggin".
go moja loleme	(lit. to eat his tongue) to get/suck information from someone; get someone to reveal a secret: "pump someone".
go le botsa phiri	(lit. to ask wolf where the race is) to run away.
go nna dinala	(lit. to be nails) to steal; be a thief: "to have sticky fingers", "to pinch", "to lift".
go nna leleme	(lit. to be tongues) 1) to be a liar: to "be Janus/two faced", "to speak with forked tongue". 2) to talk a lot, gossip: "to have a tongue made of very loose leather".
go nna mosima wa phiri ka maragô	(lit. to sit on top of wolf's den) to be in a strategic position: "to sit on top of the world", "to have it made".
go nna ka kwa mosing	(lit. to sit near smoke) to cry in secret.
go oketsa maragô ka majê	(lit. to increase your bottom/behind with stones) to pretend to be something you are not: to "put on a good show", to "put on the dog/ritz".
go rothisa mmutla madi	(lit. to bleed a hare) to reveal a secret: to "let the cat out of the bag", to "spill the beans".
go rôba sogo	(lit. to break saw (mine term)) to rest, "saw a few ZZZ's", to "take a nap".
go thanya lemapô lele tsebeng	(lit. to wake up when the wooden nail is already in your ear) to "be sorry is always late." "to cry over spilled milk".
go tihanola dirêthê	(lit. to (see) the inside of the heels) to run away, flee: "to light out", "to take off".

go tsêna ganong

(lit. to enter the mouth)  
to interrupt:  
"to butt in".

go tshwara phagê ka  
mangana

(lit. to catch a meercat by the cheeks)  
to be in serious trouble:  
"to catch a cobra/lion by its tail".

go tshwaratshwara

(lit. to catch-catch, grab-grab)  
to be "fidgety" - "grabby".

go tshwara ka tlhōgô

(lit. to catch by the head)  
to have the situation well in hand,  
well under control:  
"to have the bull by the horns".

goya magaleng gabedi

(lit. to go to hot coals twice)  
to learn your lesson the  
first time around:  
"Once beaten, twice shy"  
"A burnt child dreads the fire".

## APPENDIX K - INTERJECTIONS

Interjections are words exclamatory in character used to express some emotion, convey assent or dissent, call attention, or give a command. As in English, and all other languages for that matter, emotional tone plays an important part in the use of interjections. The exact significance often depends on the attitude of the speaker as evident from his tone of voice. For example, take any one of the English equivalents listed here (like 'what a shame', 'no', 'yes', and 'mhm') and see how many different meanings you can evoke simply by changing your 'tone of voice'.

á à

"are you serious"  
 "are you kidding!"  
 "you must be out of your mind!"  
 (It would be impolite for a child to say it to an elderly person.  
 E.G., wife at 3 o'clock in the morning to husband: I want some pizza and ice cream! Husband: á à.)

áhéè!

"yes, that's right!"  
 (general agreement)  
 E.G., A:  $1 + 1 = 2$   
            $1 \times 2 = 2$   
 B: áhéè.

áò

(a) "no kidding?"  
 "oh really?"  
 (cry made when surprised)

áò

(b) "that's too bad!"  
 "how sad!"  
 (when feeling pity for someone)

áò

(c) "O yeh!"  
 "sure!"  
 "so's your old man!"  
 (indicates scorn or contempt, disbelief)

áò

(d) "stop it!"  
 "not again!"  
 "stop heckling me!"  
 (indicates annoyance)

bárólóng ba kae! ;  
 bakwena ba kae! etc]

"gracious me!"  
 (of amazement, derision, etc.; lit.  
 'where are the Barolong? etc.)  
 "what are we B\_\_\_\_\_ coming to!"  
 "what has become of us B\_\_\_\_\_!"  
 [Own tribe name, chief, "mophato" or  
 your own ward name is used]



bàthò

"really!"  
 (expresses mild surprise, amazement,  
 wonder)

c c c c

English "tsk tsk"

[Pronounced like (English "tsk tsk")]

as (a) "shame on you!" "too bad!"  
 "bad luck!" (deprecation, disapproval)  
 (b) "what a shame!" "oh, that's  
 too bad!" "what bad luck!" (regret, sympathy)  
 (whether (a) or (b) depends on  
 "tone of voice")

èè

"yes!" "okay!"  
 (common yes)  
 (you can't say it to an older person  
 without using ìmá - "èè, ìmá" - "yes,  
 ma'am" or  
 írá - "èè, írá" - "yes, sir.")

èhé

"really?" "Is that so?"  
 (expressing surprise at hearing  
 something that's news to you).  
 (also somewhat of a conversation  
 filler - in that the listener to a  
 long discourse will commonly punctuate  
 the speech with "ehé"s - much like we  
 do with "uhuh"s.)

gópê

"Never!" "Not a hope!" "Not a bit of  
 it!"  
 (used when swearing to the truth of a  
 statement.)

gêrrí

(imitation of noise you make when  
 snoring)

háò

"how disgusting, indecent!"  
 (expressing surprise, distress)  
 (said of someone when he breaks  
 the social code)

hèé

"what?" "yeh?" "huh?"  
 (Used in answering a call)  
 (It is impolite to use this in  
 answering anybody older than you.)

hèéíá

"hey, you!" "hey!" "hey there!"  
 (used to call someone relatively distant -  
 considered mildly rude for anyone  
 to use.)

hèi	"Hey!" (used to call to someone relatively nearby. Note that "nearby" covers a greater distance in Botswana than it does in America. It can not be used by anyone to call someone older.)
h66 h66	"stop! stop!" "wait for me!" (used when you want people in a moving vehicle to stop it and wait for you to board)
ijá or já	"my! my!" "that's too bad." (a) (expressing catastrophic surprise - such as at seeing a snake suddenly) (b) (expresses embarrassment and commiseration at someone breaking the social code. Children should not say it to their elders)
(1)j6b	"ow!" (cry of pain)
(1)j6b	"no!" "is that so!" (cry of disbelief - not contemptuous)
ish	"ouch!" (cry made when you hurt yourself)
kárré; kámmé!	"By my father!" "By my mother!" "Honest to God." "Cross my heart!" (Girls swear by their mother, boys their father. Used when swearing to the truth/value of a statement.)
ke gone	"all right, O.K.;" "So long! See you later"
kókó	"knock! knock!" "May I come in?" "is anyone at home?" "Yoo hoo!"
lébògólògólò!	"Never!" "Not a hope!" (When swearing to the truth of a statement)
légókà!	"Never!" "Not a hope." "Not on your life!" (When swearing to the truth/value of a statement.)
lérè	"here!" "give it to me!"
m-m	"no!" (general disagreement with a statement - disbelief. Children should not use this form with their elders.)

hú or hù	"uhuh" or "mhm" (considered mildly impolite, the lazy way of saying "yes")
imé	"here, take this" (call to draw attention and at same time indication that hearer should take what speaker is offering. Like English, it can be a punch in the nose you are asked 'to take')
mògàlámákàpáá!	"Don't tell me!" "no kidding!" (of amazement, derision)
iméte rúri	"truly!" "Swear to God!" (When swearing to the truth of a statement. This is more emphatic than either <u>imete</u> or <u>ruri</u> when used singly; and therefore, more truthful).
inyáá	"no!" (general way of saying 'no' sometimes lengthened to nyayaa- which is considered "a lazy way" of saying 'no' inyáá is sometimes more emphatic than inyáá.)
ínxáé	"sorry!" "excuse me!" (a) (said when a person uninten- tionally bumps into (or steps on) another person.) (b) (or an expression of sympathy or consolation to an injured person)
dhúdhú	(imitation of noise made when coughing)
ðhíá	(imitation of noise made when sneezing)
rúri	(a) "truly!" (b) "truly?","really?" (used when swearing to (a) or inquiring about (b) the truth value of a statement)
tswéé-tswéé	"pretty please with sugar on it!" (almost begging someone to do something)

tshikhi, tshikhi  
or tshi

tshdtshdb

waii, aiif, bii

xx!

"brr!"  
(expression of cold)

"ouch!" - like igh.  
(when hurt - expresses  
pain)

"oh yeh!" - like ao-(c)  
(expressing ridicule, scorn)

"get lost" "stop it"  
"I'm disgusted"  
(expressing mainly annoyance,  
contempt, and disgust)  
[The sound of x is like the  
one we make when telling a  
horse to start moving - a  
clicking sound]  
(This should not be used with  
an elder person)

x-x-x-x

(a) "excuse me please"  
(when wishing to pass by  
someone blocking your way.)  
(b) "hold still" "stop"  
"whoa"  
(stopping animals spanned to  
a cart)  
(c) (telling a child to spit  
out something he has put in his  
mouth.)

## NUMBER KEY TO KINSHIP CHART

<u>NUMBER ON CHART</u>	<u>SETSWANA TERM</u>
0 = ego (male)	
1 15-16-17-18 (if older than ego--optional) 26-31 (if older than ego--optional)	àbútl, <u>bó-</u>
3 19-20-21-22 (if older than ego--optional) 27,28 (if older than ego--optional)	àúsí, <u>bó-</u>
1 3 15-16-17-18 (if older than ego--optional) 19-20-21-22 (if older than ego--optional) 26,27,28,31 (if older than ego--optional)	àkgòhné, <u>bó-</u>
2 -4 15-16-17-18 (if younger than ego--optional) 19-20-21-22 (if younger than ego--optional) 26,27,28,31 (if younger than ego--optional)	ánàkê, <u>bó-</u>
3 -4 19-20-21-22- 27,28. (optional)	kgáitsádíakê, <u>bó-</u> [N.B. if a girl were ego, then 1-2 15-16-17-18-26-31 would be her <u>kgáitsadí</u> ]
5 ,6 24-25 (optional)	mòtsadí, <u>bà-</u> (mògólò, <u>bà-</u> wá mé)
5 24 (optional)	fré, <u>bó-</u> (háté, <u>bó-</u> )
6 25 (optional)	mmé, <u>bó-</u>
7-8-48 11 (if older than 5) husband of 13 (if older than 5--optional) husband of 14 (if 14 is older than 6--optional)	fré-mògólò, <u>bó-</u>
9-10-47 14 (if older than 6) wife of 12 (optional) wife of 11 (if 11 is older than 5--optional)	mmé-mògólò, <u>bó-</u> (hókòkò, <u>bó-</u> )
11 (if younger than 5) husband of 13 (if younger than 5--optional)	ràngwàné, <u>bó-</u>

12	màlómê, <u>bó-</u>
13	ràkgádi, <u>bó-</u>
14 (if younger than 6)	nnángwàné, <u>bó-</u> (nnàné)
15 through 22	ñtsálàkê, <u>bó-</u>
24, 25	mògwágwádì, <u>bà-</u>
39	mòkgwányàná (mògwê), <u>bà-</u>
28, 31, 26, 27	swàrè, <u>bó-</u> (sòbàrè) (sobare may be in <u>sè-</u> or <u>mò-</u> class)
32, 33 29, 30 (formerly not called this but now so used)	sètìógólò, <u>dì-</u> (ngwàná wá gá [nnákê hkgónné])
38	ngwètsì, <u>bètsì</u> (sometimes ngwetsi is in <u>mò-</u> (class 1) sometimes in <u>e-</u> (class 5)) bàgwáwadi
[Whole extended family of ego (groom) so refer to anyone in 23, 28, 38's (bride's) family] [Whole extended family (relatives) of 23, 28, 38 (bride) so refer to anyone in ego's (groom's) family.]	bàkgwányàná
23	mòsádì wá mè, <u>bà-</u>
[0 (if 23 were speaking)]	[mòfíná wá mè, <u>bà-</u> ]
23 [if 23 were speaking 0 would be mogatsa]	mògátsà, <u>bó-</u>
40, 41, 42, 23	ngwàná - wá - ngwánàkê, <u>bà-</u>
[5, 6 (if 23 were speaking--i.e. her parents-in-law)]	[màtsálê, <u>bó-</u> ]
[23 would call 3, 4, and 28]	[mògádìbò, <u>bó-</u> ]
34-35-36-37-38-39--(optional)	ngwánàkê, <u>bánàkê</u>
34-35	ngwánàkê wá mósímané, <u>bá-</u> mósímané wá mé, <u>bà-</u>
36-37	ngwánàkê wá mósétsánà, <u>bá-</u> mósétsánà wá mé, <u>bà-</u>
34-35 39 (optional)	(mòrwáàkê, <u>bó-</u> ) [archaic]

36-37  
38 (optional)

wife of 12

45

46 (or any of the preceding  
generations of women) "my ancestress"

husband of 13

husband of 14 (if 14 is younger than 6)

wife of 11 (if 11 is younger than 5)

wife of 11 (if 11 is older than 5)

husband of 14 (if 14 is older than 6)

MISCELLANEOUS TERMS:

gófèlà (gófèjànè), bó-

khútsàná, dì-

kgóngwánà, dì-

lèkàù

lèkgàrèbè

lérébàná

lèséà

lèsíelá

lètláléányà

máfátlhà (màwélánà)

mògádkánè, bó-

mònyádi

mònyádivá

mòrèbà

mòsétánà

(mòrwádiàké, bó-) [archaic]

mámàlómé, bó-

tré-mògóló-gólwàná, bó-

ímé -mògóló-gólwàná, bó-

ràkgádi-wá-mònnà, bó-

mángwàné-wá-mònnà, bó-

mòsádi-wá-gà-rángwàné, bà-

mògátsá-trémògólò, bó-

mògátsá ímémògólò, bó-

last born child

person with one parent dead

infant--6 mo.-1 yr.,  
(who can crawl, stand up)

teenager (boy)

teenager (girl)

illegitimate child (child  
born of a mother for whom  
bogadi has not been paid)

infant--before he has teeth

orphan--any age

step-child

twins

co-wife

groom

bride

barren woman

girl (female  
8-10 years (able to cook, sweep)

mòsimánèboy (male  
(8-10 years (able to look after  
goats)ngwàná, bàná

a child

ngwàná wá màítibó, bàná

first born child


KINSHIP TERMINOLOGY

The chart above gives us the list of terms used when referring to or speaking about a certain relative. However, when addressing that particular relative another set of rules must be observed. Children call their relatives by the relationship term followed either by that persons own name if he or she is childless, or by "mother/father of (childs name)". Hence, an aunt, 'rakgadi', whose name is Jane and who is childless will be addressed as "rakgadi Jane", whereas an aunt who had a son John would be addressed 'rakgadi mmaJohn'. Children, or relatives younger than the speaker, are addressed by name.

Sometimes kinship terms can be used merely out of courtesy. For example, the term, 'rre' can be applied to any man of the speaker's father's age and/or to any man who belongs to the same age group ('mophato') as he does, even if the two are not genealogically related. The same holds for the terms 'abuti', 'rangwane', 'rre mogolo', 'mma', 'rakgadi', 'ausi', etc. (Compare this usage to our own use of 'aunt' and 'uncle' to associates of our parents to whom it would be considered impolite to call merely by first name.) Furthermore, 'ausi', and 'abuti', should be prefixed to the name of any friend who is slightly older than the speaker.



## KEY TO KINSHIP CHART SYMBOLS



married to



male



female



sibling to



descent from

ego--or male speaker in this case  
(point of reference)

(e)

elder than ego

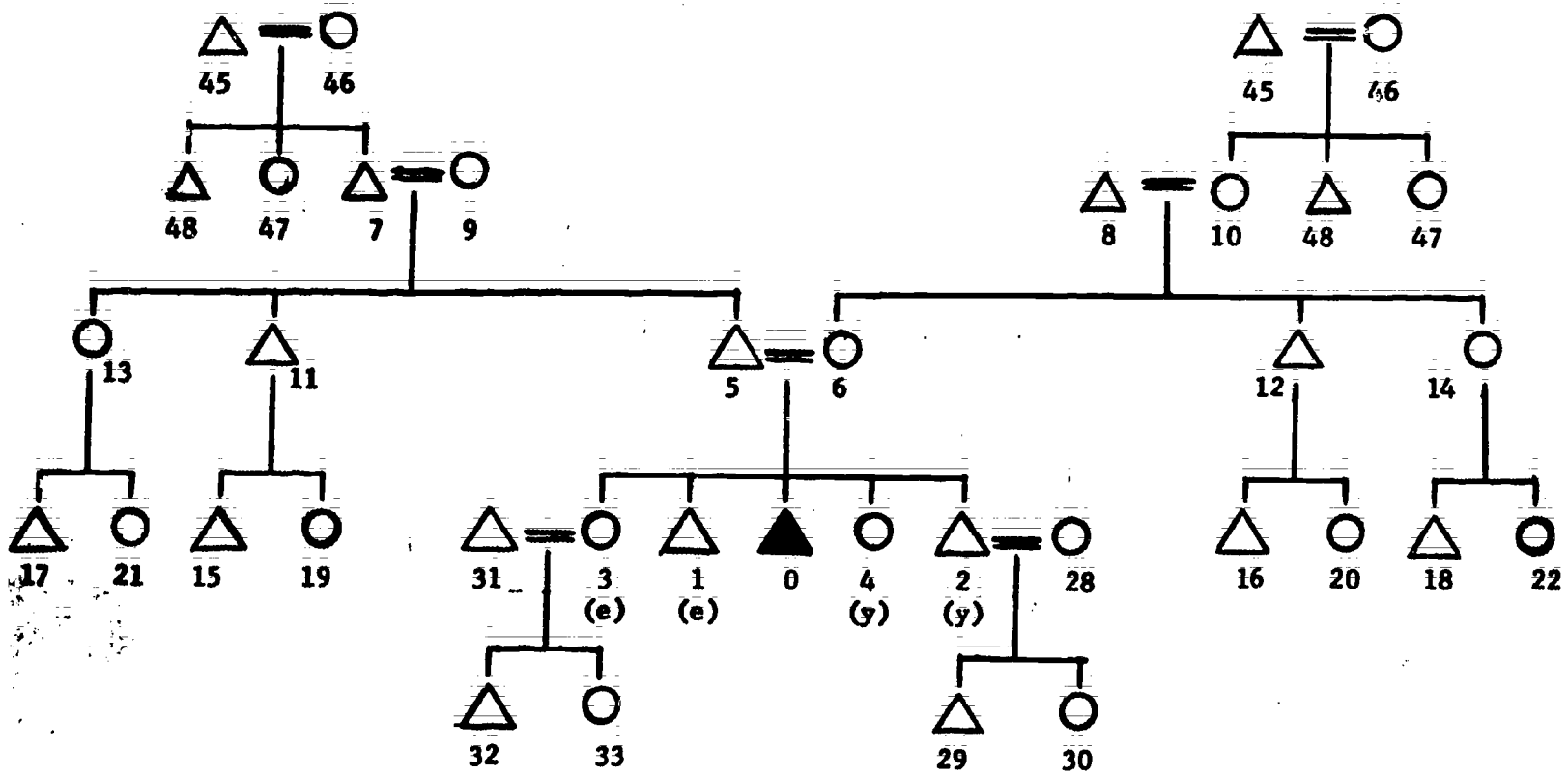
(y)

younger than ego

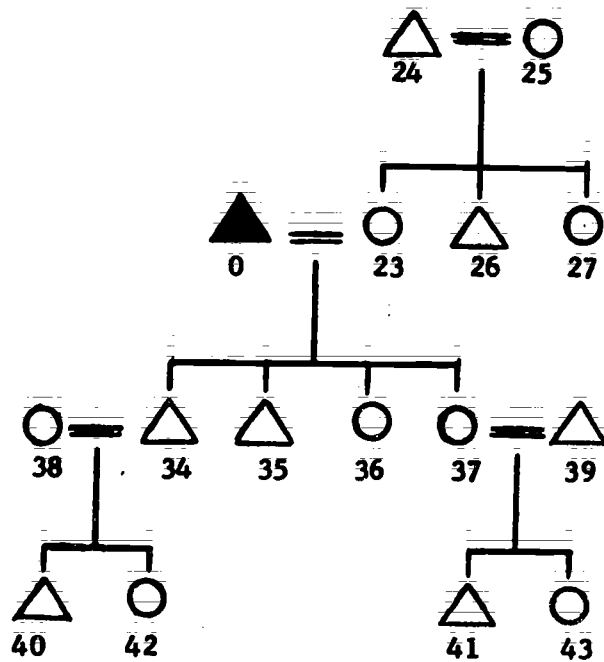
"optional"

not the primary term used for a particular  
relationship, but is used on occasion

**KINSHIP CHART I**



**KINSHIP CHART II**



## APPENDIX M - MUSICAL INSTRUMENTS

DilètsôMusical Instrumentsditlhàkà

flute (made of reeds)

kàtárà, di-

guitar

lènàkà, di-

horn

mòrópà, mè-

drum

phàlá, di-

whistle

sègàbà, di-

one-stringed fiddle

sègànkúlà, di-one-stringed fiddle  
(same as segaba)sètíhkanè, di-

guitar

tèròmpétà, di-

trumpet

## APPENDIX N - PLANTS

<u>Dijáìḡ (or Dìbzáìḡ /Dìbyáìḡ)</u>	<u>Plants</u>
<u>lètìhàkòlàná, mà-</u>	a bush bearing black edible fruit
<u>mpímpítshêgá, bô-</u>	dauidjeswortel (Afrikaans)
<u>mòánà</u>	"baobab tree"
<u>ímúpùdú, mēbúpùdú</u>	a species of wild plum, mimusops species.
<u>ímíìḡ, mēbíìḡ</u>	a fruit tree with brown fruit, wild medlar, <i>Vangueria infausta</i> .
<u>mòdùbú, rē-</u>	a (very tall) tree found along the river (a species of willow tree)
<u>mògápú, mē-</u>	a species of very hard thorn tree
<u>mògáù</u>	A very poisonous bulb; a bush very poisonous to animals
<u>mògòdíri, mà-</u>	a bush with small leaves of a pungent smell and thorn-like sprays
<u>mògòndòḡ, mà-</u>	a very tall tree with whitish bark and silvery leaves. It is used for beams and rafters for houses. (found in sandy places).
<u>mògòrògòrvàná, mē-</u>	"wild orange"
<u>mògòtìhò, mà-</u>	a species of camel thorn bush
<u>mògwánà</u>	bush bearing hard brown edible fruit
<u>mòhàtìhá, mà-</u>	"wild wool bush", or the "vaai bush", <i>Tarchonanthus camphoratus</i> .

<u>mòháwà, mēháwà</u> (also <u>m̄fáwà</u> )	a species of wild fig
<u>mòjàhjá, mē-</u>	a pod-bearing bush which grows in sandy places
<u>mòkàlà, mē-</u>	"red camel thorn", <i>Acacia giraffae</i> .
<u>mòkàlàbàtá, mē-</u>	a species of "wait-a-bit" thorn tree
<u>mòkàwà, mē-</u>	a ground-creeping plant having knob-like fruit. a species of "wild cucumber". It contains much moisture (harmless only when baked).
<u>mòkàkàl, mē-</u>	a bush used by magicians; a species of "bramble".
<u>mòkólànè, mē-</u>	"palm tree"
<u>mòkgálò, m̄-</u>	"hook thorn" or "wait-a-bit" thorn" tree, <i>Zizyphus mucronata</i>
<u>mòkgòphà, mē-</u>	aloe ("sisal") baskets can be made from its fibers
<u>mòkgómpháthá, mē-</u>	a bush bearing edible fruit
<u>mòkgótshè, mē-</u>	an aloe used for binding (it has strong fibers)
<u>mòkgwà, m̄-</u>	"iron wood thorn tree"
<u>mòkgwêlèkgwêlè, m̄-</u>	a species of "mimosa"
<u>mòkhùrà, m̄-</u>	the "castor oil plant" a plant bearing thorny pods filled with little black seeds. The leaves are used for polishing floors.
<u>m̄málètswáitswái, b̄-</u>	"sorrel", "suring leaf" used in salads
<u>mònat̄, m̄-</u>	a species of "acacia tree", with red wood.
<u>mòngà, mē-</u>	a species of shade tree
<u>mòpwané, mē-</u>	a tree with yellow berries like currants

<u>mòbìlógà, m̀-</u>	a species of tree which grows in sandy places. Said to have medical qualities. Smoke from burning wood is believed to be good for headache, if inhaled.
<u>mòdómáné, m̀-</u>	a shade tree, evergreen
<u>mòpháné, m̀-</u>	a shade tree like the "morula", <i>Colophosperma mopane</i> .
<u>mòràlà, m̀-</u>	a species of tree, the wood of which is used for making spoons
<u>mòrékhúrí, m̀-</u>	a tree whose wood is used for carving
<u>mòrétlwà, m̀-</u>	a bush bearing edible brown berries very much sought after, <i>Grewia flava</i>
<u>mòrdiánà, m̀-</u>	"chinaberry tree" or "Syringa tree"
<u>mòrúlà, m̀-</u>	species of wild plum tree, <i>Sclerocarya caffra</i>
<u>mòrùtlwá, m̀-</u>	a tree bearing orange fruit with a very hard rind
<u>mòsètlhá, m̀-</u>	an acacia tree with very small leaves
<u>mòsilàbélè, m̀-</u>	a species of evergreen tree; the "Karee boom" "the Port Jackson willow", <i>Rhus lancea</i>
<u>mòsú, m̀-</u>	"mimosa", <i>Acacia litakunensis</i>
<u>mòsúkùbyáné, m̀-</u>	tree whose leaves are used for tea and for reducing fever
<u>mòsúnyáná, m̀-</u>	a species of small mimosa
<u>mòtúbàné, m̀-</u>	tree with round leaves, and wood used for making furniture
<u>mòtswàlàkgòrò, m̀-</u>	a bush bearing yellow flowers. Common weed found in fields.
<u>mòtshòtshò, m̀-</u>	a bush resembling the "karee boom", grows by the riverside.

mòtswèrè, mà-

a species of evergreen tree with white bark, used for making "motshe" and other good wooden things. (has brown wood)

mòtlòpí, mà-

a tree with leaves, similar to the olive tree, fruit used to make a drink, roots to make coffee, *Boscia albitrunca*

mòtlhònó, mè-

a tree with very long thorns

mòtlhwàrè, mà-

"wild olive tree", *Olea africana*

sèbábàtsánè, dì-

plant with a fruit that has hair which leaves a rash

sèphàlànè, dì-

a plant with white small thorns

sèpòdisé

The "khaki weed" Named after the police, in whose wake it has traveled all over the country.

thòlá, dì-

large rigid spiny shrub w/yellow fruit, lemon-size and color

thúntshwànè, dì-

"inky cap" a species of poisonous mushroom.

tshêtlhò, màsêtlhò  
(or dìsêtlhò)

"marshmallow tree"  
or "Dubblje doorn" (Afrikaans)



## APPENDIX 0 - SPECIAL OCCASIONS

<u>Mèdirô</u>	<u>Special Occasions</u>
<u>bôgwérá</u>	boys' initiation school
<u>bòjàlé</u>	girls' initiation school
<u>bòtsétsè, mà-</u>	confinement
<u>dikgafêlà</u>	Thanksgiving (celebrated in September)
<u>dìthóthà</u>	celebration for the dead
<u>kgógóliámókò</u>	rain after thrashing of grain to remove husks
<u>kólobétsò, dì-</u>	baptism, (celebrated in October)
<u>lènyáíló, mà-</u>	wedding
<u>lètsèmh, mà-</u>	community help at farm
<u>lètsómò, mà-</u>	hunt
<u>lètswètlá, mà-</u>	help at the chief farm
<u>màhtshò</u>	come out of confinement
<u>lètímêlá, mà-</u>	collecting of stray cattle
<u>mòzógà, mè-</u>	killing of a cow after your parents' death to make them sleep happily
<u>sèláléíò, dì-</u>	communion, (celebrated in October)
<u>sèpháí (pula), dì-</u>	first rain of (rainy) season
<u>tlhórò</u>	ceremony to come out of mourning

## APPENDIX Q - TITLES

## I Acquired:

President	Tautona
Vice President	Mothusi wa Tautona
Minister of Development Planning	Tona ya (tsa) Dikakanyetso tsa Ditswêlêlô or Tona ya (tsa) Ditlhabololô
Minister of State	Tona ya (tsa) Mafatshe
Minister of Education, Health and Labour	Tona ya (tsa) Thutô, Bongaka, le Badiri
Minister of Agriculture	Tona ya (tsa) Temô
Minister of Commerce, Industry and Water	Tona ya (tsa) Mmusô le Kgwêbô Papadi (or Ditirô) le (tsa) Metsi
Minister of Home Affairs	Tona ya (tsa) Merêrô ya Legae
Minister of Local Government and Lands	Tona ya (tsa) Dikgaolô le Mafatshe
Minister of Works and Communications	Tona ya (tsa) Ditirô le (tsa) Tlhaeletsanyô
Minister of Finance	Tona ya (tsa) Madi
Permanent Secretary	Mokwaledi yo Mogolo
Mayor	Ratorôpô
District Commissioner	Molaodi
Attorney General	Ramelaô yo Mogolo
Treasurer	Ramadi
Spokesman	Mmoledi

## II Hereditary:

King, Chief	Kgosi
-------------	-------

Queen, Wife of Chief

Mohumagadi

Headman, Courtier

Kgosana

Prince, Son of the Chief

Morwa-kgosi

Princess, Daughter  
of the Chief

Morwadia-kgosi

## APPENDIX R - TRIBAL TOTEMS

DirêôTribal Totems  
(lit. "praise words")

Each clan regards a certain species of animal, plant, or other natural object as intimately bound up with it in some mystical way. What the relation is, how the idea originated, what its forms are and what the vagaries of the system through various stages of development may have been, must be reserved for discussion elsewhere. The element was religious and possibly at one time the members of each clan performed some ceremonial dance in its honor. The dance seems to have disappeared altogether; but, the unusual form of ascertaining a man's clan in the phrase "O bina 'ng?" contains the implication either of some lost custom or of some lost meaning of the verb bina, which now means "dance and sing". Again the members of a clan are forbidden to kill or eat of their totem, or use its skin, etc. The totem name serves as the laudatory name (seretô) of every person belonging to the clan which honours that totem. Totems are not necessarily constant. They may be changed--cf. Bagammangwato, whose tribal totem originally was the crocodile (kwena). Below is a list of some of the tribal totems of Botswana:

Bàkgàlàgàdi: tìbù, <u>dì-</u>	"elephant"
Bàkgàtiá: kgább, <u>dì-</u>	"monkey"
Bàkwènà: kwènà, <u>dì-</u>	"crocodile"
Bàlètó: nàrè, <u>dì-</u>	"buffalo"
kgòmó, <u>dì-</u>	"cow"
Bàngwàkètsé: kwènà, <u>dì-</u>	"crocodile"
Bàngwàtó: phòti, <u>dì-</u>	"duiker"
Bàròlòng: tahiipi, <u>dì-</u>	"iron"
thòlò, <u>dì-</u>	"koodoo"
Bàtáwánà: tág, <u>dì-</u>	"lion"
(or phòti, <u>dì-</u> )	"duiker"
Bàtòkwá: thákádú, <u>dì-</u>	"ant eater"
(or kòlòbè, <u>dì-</u> )	"p-g"

THINGS TO DO - GAMES

"Games" is sort of a miscellaneous, catch-all term used here to group a variety of phenomena under one heading. They are included in the book in hopes that the language coordinator will find time to include other-than-language materials in his class scheduling.

GAMES

- 1) Morabaraba
- 2) Song-Dance-Game
- 3) Malepa
- 4) Riddles
- 5) Treasure Hunt

GAME IRules to Morabaraba (or Mmele)

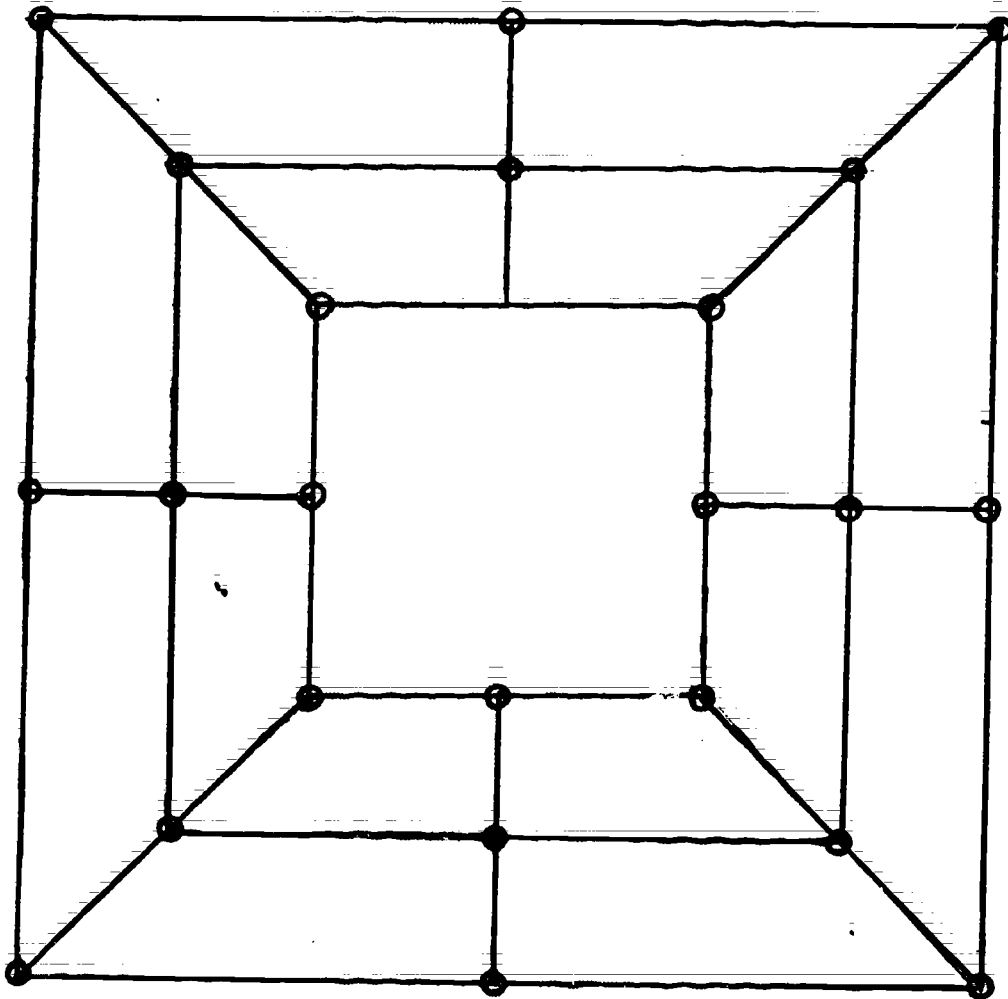
Only two (teams of) players can play. Each must have three or twelve (depending on the board to be used) markers distinguishable from his opponent's--they can be bottle caps, buttons, stones, paper clips, etc.

Rules:

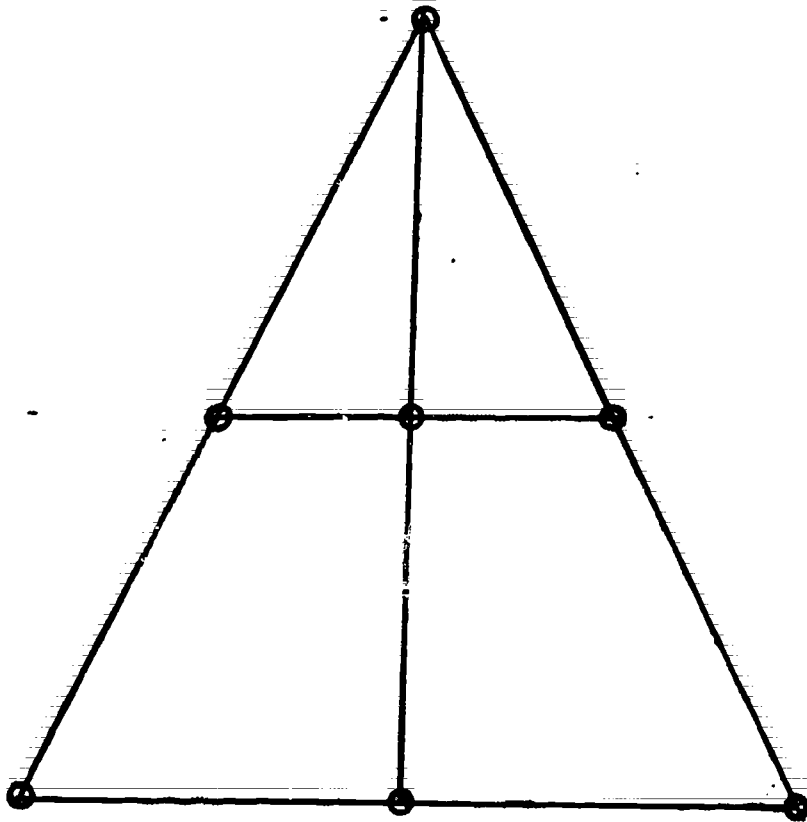
Each player, in turn, places one of his markers on a dot, trying to place them in such a way that he has three in a straight line (either vertical, horizontal or diagonal). When he has done this, he may capture any one of his opponent's markers, provided it is also not one of three in a straight line.

When all of the markers have been placed on the board, play continues by moving one of your own markers one space in any direction. If the player should make three in a straight line by so doing, he may capture another of his opponent's markers. If, by so moving, he should make two combinations of three in a row, he may capture two of his opponent's markers. Should, however, all of his opponent's markers be members of a threesome they are all safe from capture, and the player making the threesome forfeits his chance to capture any markers.

The player has won who has captured all his opponents markers first.



"12-Stone" MORABARABA



"3-Stone" MORABARABA



GAME II

This game is played by young people after dinner. They stand in a circle and dance while reciting the words:

Kgora e ntsenye. Dimpa di kana.

Ke kgobola, ke kgobola, ke kgobola (any food).

I'm satisfied. I've eaten my fill.

I'm belching, I'm belching, I'm belching ( ).

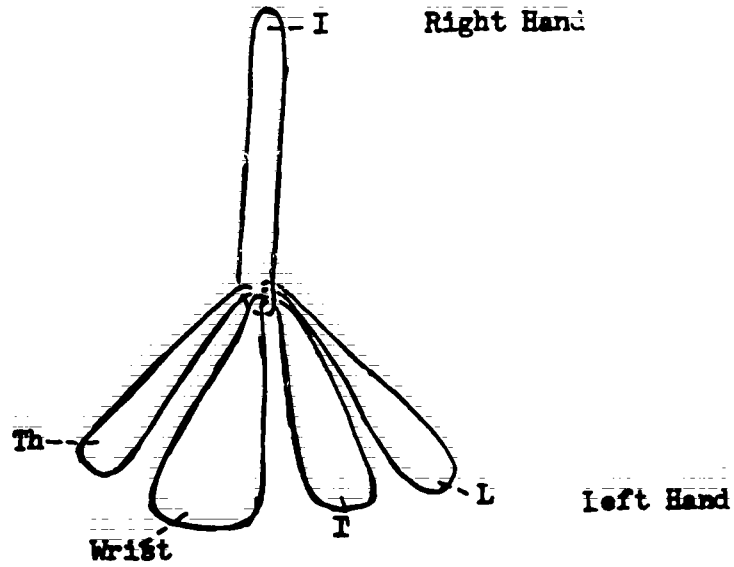
In the blank space you are required to use your prowess in filling in a different food each time.

GAME III

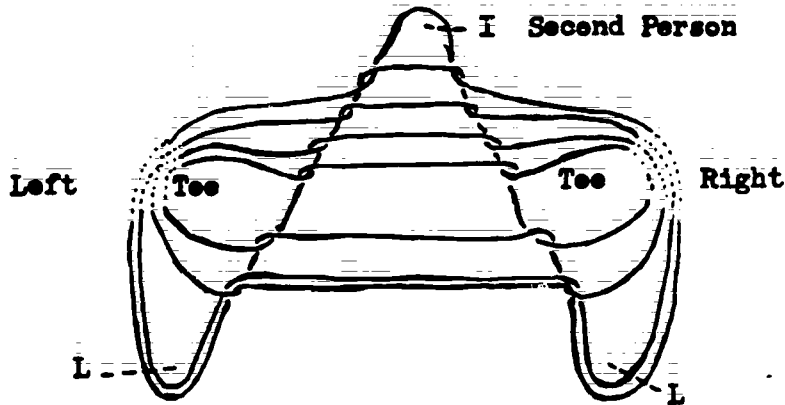
MALEPA--[lit. Intricacies] "cat's cradles"

"Cat's cradles" is a game which is generally played by boys or girls.....though adults may often join in. They play with strings--traditionally made from the innermost bark of Acacia latakensis or Acacia karoo--though nowadays with commercial twine, etc. With these strings they make representations of many objects, such as gates, beds, oxen inspanned, huts, etc. They make them by twisting the string around their fingers and sometimes also employ their toes and teeth. They often play it when they have nothing to do--especially in the evenings at the cattlepost, at the lands, or at home.


The following are some diagrams of "cat's cradles" which are made.




V. Mekgoro - A Hut




VI. Diphole di Panne - Inspanned Oxen or Bolao - Bed




VII. Kgogo - Hen




VIII. Kgogo - Hen




IX. Leeba - Dove



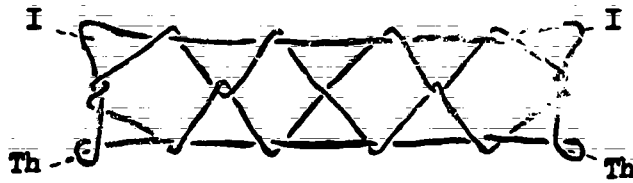
X. Manasilo (A Noka) - Crane



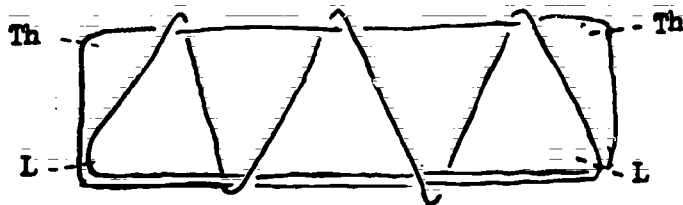
XI. Kgaka - Guinea Fowl




I. Setswale - The Gate



II. Setswalo - Another Gate



III. Setswale - Still Another Gate



V. Menwana ya Kgogo - Hen's Tees

GAME IVRIDDLES

The riddle as a form of entertainment is found widely distributed amongst the South African Bantu. Unlike the proverb, which states a fact or expresses a thought in vivid metaphor, the riddle describes a person or thing in a more obscure metaphor, calculated to exercise the intellectual skill of those who attempt to solve it. The framing and guessing of riddles are in fact used by various peoples not only as a form of amusement, but as a means of education and even as a serious test of intellectual ability. But the riddle is primarily a form of social pastime, with a dominant competitive element to add zest to the proceedings. It is indulged in mainly by children, when they are gathered at night around the fire in the lapa (household enclosure) or out at the cattle-post, and it is to them just as much a game as any of their other play activities.

The night is the appropriate time for riddles and folk-tales. When two children or teams of children, play at riddles, the one begins by interrogating the other. As long as the latter is unable to answer correctly, the former has to continue giving one riddle after the other, until at last the latter is able to give a correct solution. Thereupon the latter assumes the role of questioner, and continues in the same way until his opponent is able to answer.

The Tswana riddle is framed in the formula: Mpolêlêlê dilô, o mpolêlêlê go re.....(riddle) ke eng?, ["Tell me something, tell me what is .....?"]. The answer follows simply: Ke....., ["it is....."]. In practice the formula is often wholly omitted once it has been used with the opening riddle, and the bare question is given or else the word mpolêlêlê ["tell me"] is placed before each of the remaining riddles.

Below are but a few of the riddles known to the author.

RiddlesSetswana

- |   |  |
|---|--|
| 1. Mekôpa e me ntsho e bapololaneng.          | 1. Two black mambas that are running parallel.       |
| 2. Ka lapa, a sala.                           | 2. I got tired, he did not.                          |
| 3. Lekau le le tihanolang mebala lobakanyana. | 3. A gentleman that changes color for a short while. |
| 4. Basimane ba ba tihôlang ba lêlêkane.       | 4. Boys that chase each other all the time.          |

- |   |   |
|---|---|
| 5. Ntlo e tsheu e e se nang mojakô.   | 5. A white house without a door.  |
| 6. Ke yo-ga ke a montshalolola moragô yo.   | 6. Here he is-I've not been able to stop him from following me.   |
| 7. Dinonyane tsa masêla kgakala.  | 7. Birds that hunt far away.  |
| 8. Sa re nyedi, sa re tsê.  | 8. It goes on and goes off.   |
| 9. Ka re koo ke a gadima, ka se ka ka di bôna.  | 9. I tried to look but they were not there.   |
| 10. Phutshe le le fa gare ga tshimo.  | 10. A pumpkin which is in the middle of sand.   |
| 11. Oa se rata mme o se tsenya dingalô.   | 11. You like it but you bruise it.  |
| 12. Mosimanyana wa gaetsho yo o tsholetsang thaba a le esi.                                 | 12. My boy who carries a whole mountain alone.  |
| 13. Ka itaya Mpati, Mpati a gana gotswa lobadi.   | 13. I thrashed Mpati, but there were no marks or bruises.   |
| 14. Monna yo o tsomang a kaname.  | 14. A man who hunts while lying on his back.  |
| 15. Ka apola, ka ba ka apola, ka ja monate ka kwa teng.                                     | 15. I undressed, and undressed it to eat the nice thing inside.   |
| 16. Mantswa ma utiwa phefong, ma tioka go bônwa ka matlhô.                                  | 16. Words that are heard in the air but cannot be seen.   |
| 17. Motshedi o belege moswi, moswi o belege motshedi.                                       | 17. The living carries the dead and the dead carries the living.  |
| 18. Kgomo yo gaetsho ya wêla bodibengi ka sala ke e tshwere ka mogatla.                     | 18. My cow fell into deep water; and, I remained holding it by its tail.  |
| 19. Kgomo e khibidu ya tihaba e ntsho; entsho ya tihaba e tshweu; e tshweu ya tiola lerakô. | 19. A redish cow pierced a black one; a black one pierced a white one; and, the white one jumped over the rock fence. |
| 20. Ngwana o mpa tshweu, mmaagwê o mpa tshweu.  | 20. A child has a white stomach, the mother too.  |
| 21. Nku tshwaana, ke foufetse. Badiri-le matlhô nkgôgang!                                   | 21. (Me), Black sheep, I'm blind. Workers with eyes, lead me!   |
| 22. Kgomo e tshêtihana e tihokile dithoba e theotsê rerafe.                                 | 22. A white cow with no teats has diverted the tribes (attention).  |

- |  |   |
|--|---|
| 23. Mokolwanyane o rwele kêpêsê.   | 23. A boy wearing a cap.  |
| 24. Marukuru ma omêla dikala.  | 24. A tree that always has dry branches.  |
| 25. Monna wa ka mosô a le fa,<br>mo omo wa gagwê ke lesapô,<br>ditedu ke nama. | 25. The man who was here this<br>morning has a bone mouth, and<br>his beard is flesh. |
| 26. Tsela tshweu e e se nang<br>motihala ya metiha le dipaka.                  | 26. A white road that never has<br>any footprints on it.                              |
| 27. Phuti e e lerobalô longwe.   | 27. A duiker with only one<br>sleeping place.   |
| 28. Pôô di duma kwa sopeng la<br>Bakgatla.                                     | 28. Bulls are bellowing in the<br>Bakgatla's quins.                                   |
| 29. Monna yo o tihôlang a rwele<br>morwalô.                                    | 29. A man who is always carrying<br>a bundle/load.                                    |
| 30. Ka betia leswana latla go ja<br>ka motswa kgakala.                         | 30. I carved a spoon which was first<br>used by a traveler.                           |
| 31. Setlhare se se fa gare ga<br>tshimo, se se kokoanetsweng ke<br>dinônyane.  | 31. A tree in the middle of a field<br>with many birds on top.                        |

## Answers

<u>Setswana</u>	<u>English</u>
1. sepôrô	1. railroad tracks
2. tsela	2. road
3. lebodù	3. chameleon
4. maoto a koloi	4. wagon wheels
5. lee	5. an egg
6. moriti wa motho	6. a person's shadow
7. matlhô	7. eyes
8. logadima	8. lightning
9. ditsêbê	9. ears (you can't see them even if you turn around)
10. ngwedi	10. moon
11. borôthô o bo duba	11. kneading bread dough
12. domokaraga	12. a jack
13. metsi	13. water (never shows a sign of being beaten)
14. selaga	14. a trap (as it will always lie on its back but still gets what it wants)
15. mmidi	15. corn
16. mogala	16. phone
17. pitse, motho, sale	17. horse, saddle and rider
18. segô	18. calabash (used for drawing water)
19. molelô, pitsa, masi	19. fire, pot, and milk
20. tshilô ya mabêlê	20. grinding stones
21. koloi	21. wagon
22. bojalwa	22. beer



- |                       |  |
|-----------------------|--|
| 23. kara              | 23. car  |
| 24. dinaka tsa kgomo  | 24. ox horns   |
| 25. koko              | 25. rooster, cock  |
| 26. tsela ya letsatsi | 26. sun's path   |
| 27. molelô mo leisong | 27. fire in the fireplace                                |
| 28. tootso            | 28. stone used for sharpening                            |
| 29. pinagare          | 29. pillar   |
| 30. ngwana wa motho   | 30. daughters (as they are always married far from home) |
| 31. ngwedi            | 31. moon and stars around                                |

## GAME V

### TREASURE HUNT

Place clues in Setswana in various places at the training site and have the students search out a 'treasure'. Below are a few suggestions as to how to write up your clues:

Lo tlaa bona  
lokwalo lwa lona  
kwa lebaleng  
gaufe le mosême mo paleng.

Kwa tshimong  
E e fa sekolong  
Lo tlaa bona  
lekwalo la lona  
teng mo legoreng.

Tsamailang kwa ofising  
Gaufe le fa dikareng  
Mo baaking  
Fa setlhareng  
Lo tlaa bona  
Lekwalo la lona.

Fa lo tsêna kwa dijong  
Lo batlê mo ditilong  
Tse di mo khoneng  
Lo tlaa bona molaetsa teng

Fa lo tsêna mo tlelaseng  
Lo batlê fa tafoleng  
Go na le molaetsa teng.

Game Song

Sung by young people, this song is accompanied by a clapping sequence which becomes faster and faster each time the song is repeated.

Segôgwanyane se l'la mo pelong yam'

Segôgwanyane se l'la mo pelong yam'

Aoyelele se l'la mo pelong

Aoyelele se l'la mo pelong

Aoyelele se l'la mo pelong yam'

Words: A frog is crying in my heart,

A frog is crying in my heart,

Oh yeh, it's crying in (my) heart

Oh yeh, it's crying in my heart.

## Game Song

This is a song sung by women and children telling of the different stages in the raising of sorghum--from ploughing to eating. Each stage is acted out as it is sung about. It can be sung anytime, but most likely is sung by old women when drinking beer.

Ra lema mabêlê (5x)

Ra tlhagola mabêlê (5x)

Ra leta mabêlê (5x)

Ra kotula mabêlê (5x)

Ra olosa mabêlê (5x)

Ra sila mabêlê (5x)

Ra apaya mabêlê (5x)

Ra kgora mabêlê (5x)

Words: We plough sorghum, we plough sorghum, we plough sorghum,  
we plough sorghum, we plough sorghum.

We weed sorghum, etc.

We scare birds away from sorghum, etc.

We harvest sorghum, etc.

We winnow sorghum, etc.

We grind sorghum, etc.

We cook sorghum, etc.

We eat our fill of sorghum, etc.

## Bojale Song

Women, while thrashing sorghum, sing this song. Here the sorghum is symbolized by the 'tsie' locust, which is considered a delicacy. They thrash in a circle so as to keep the grain from spreading, just as is done while catching the locust.

Potang ka koo re golê tsiê,

Re gola molome.

Potang ka koo re golê tsiê,

Re gola molome.

A hee re golê tsiê,

A hee re golê tsiê molome.

## Words:

Words: Get to the other side (and surround them) so we can gather the locust,

We can gather the locust.

Get to the other side so we can gather the locust,

We can gather the locust.

A hee we can gather the locust,

A hee we can gather the tsie locust.

### Skipping Song

This song is sung while skipping rope on a moonlit night. The rope turners turn to the rhythm of the song--which is "slow, slow, slow, slow, quick" for the first two lines of the song.

Nna le rammata

Nna le rammata-mmata.

Re kgônwa ke mogopo

Re kgônwa ke mogopo o tletse

Holedi ho tshipi

Holedi ho tshipi-tshipi

Re kgônwa ke mogopo

Re kgônwa ke mogopo o tletse

Words: Me and my comrade

Me and my comrade-rade.

We have eaten our fill from the wooden dish

We have eaten our fill from the full wooden dish.

Holedi ho tshipi

Holedi ho tshipi-tshipi\*.

We have eaten our fill from the wooden dish

We have eaten our fill from the full wooden dish.

\*These two lines are just nonsense syllables to make the song nice. In a Sotho version they may mean something.

**Story Song**

Although the story behind this song is obscure, it is a pleasant 3-part round to sing.

Mo nageng re a kgetla teng

Moshabele ditlhareng mo naga

Words: In the bush we will gather there

Moshabele (fruit) from the trees in the bush.

Happy Song

This song can be sung any time you feel like singing.

Heela mosadi ke timeletswe ke tsela e yang

kwa Botswana.

Heela wena tshwara sekêpê se se yang gae

Botswana

Heela ngwaneso, ke timeletswe ke tsela

Heela ngwaneso, ke timeletswe ke tsela

Heela ngwaneso, ke timeletswe ke tsela

e yang kwa Botswana

Words: Voice 1: Hey, woman, I have lost my way, the way to Botswana.

Voice 2: Hey, you, catch that ship, it's going home to Botswana.

Voice 1: Hey, sister, I've lost my way,

Hey, sister, I've lost my way,

Hey, sister, I've lost my way, the way to Botswana.



## Old Men's Song

This is sung while men are sitting and softening leather.

Ka ofêla re shabana sa kgomo mmua

Ka ofêla re shabana sa kgomo mmua

A go o bone fa re sugasuga kobô

A ga o bone fa re sugasuga kobô

Kgomo-mmua re sugasuga ko:ô

Words: We are a nation of cattle, moo

We are a nation of cattle, moo

Can't you see that by how we soften hides?

Can't you see that by how we soften hides?

Cattle moo. We're softening hides.

### Hunting Song

Men on their way back from a hunt sing this song which relates of a lion, having been killed and brought back to the village, its head unskinned. They have left it that way over night for the women to see and the following day talk of skinning it. (Men usually leave the skin of the head on until the women of the village have seen it though they skin the rest of the animal immediately--when it is 'wet'--otherwise it would be very difficult to skin--when it becomes dry and hard.

Bapol'lang tihôgô ya tau

Sebata se se letse se le metsi wee,

(Chorus: sebata se se letse se le metsi wee.)

Words: Skin the lion-head, men.

This beast was wet yesterday.

## Work Song

This song is sung by women while they work in the fields, weeding the grain or vegetable gardens.

Mmamati mpêlêgêlê ngwana yo o

ke a lema

Ke lema ke le nosi

Wa mpôn' ke a lema

Ke lema ke le nosi

Words: Mmamati, take this child on your back

because I am hoeing,

I am hoeing all by myself.

You see that I am hoeing,

I'm hoeing all by myself.

Mmamati is the name of a kind of locust which carries its young on its back.

### Drinking Song

When sitting around drinking home-brew (bojalwa), this song is often sung. I have given two versions.

Ntsha nkgô re kgaritihê le banna bagolo,

Ntsha nkgô re kgaritlhê le banna bagolo.

Kwa Mochudi go tihabilwe kolobê,

Oki, oki, kolobê, oki, oki, kolobê.

Ntsha nkgô re kgaritihê le banna bagolo.

Ntsha nkgô re kgaritlhê le banna bagolo.

Kwa Moseja go epilwe sediba,

Thobu, thobu, sediba, thobu, thobu, sediba.

Words: Bring the 'keg'\* so that we can finish it with these old men.

Bring the 'keg' so that we can finish it with these old men.

At Mochudi they have killed a pig,\*\*

Sooki, sooki, pig, sooki, sooki, pig.

Bring the 'keg' so that we can finish it with these old men.

Bring the 'keg' so that we can finish it with these old men.

Overseas (in London) they have dug a well,\*\*

plop, plop, well, plop, plop, well.

\* 'keg' is used here to translate 'beer container' which in Botswana is a clay pot.

\*\*These lines tell of actions that each place is famous for. The British dug many wells when they came to Botswana and, therefore, the Botswana believe that is what they do at home.

## Drinking Song - 2

Ntsha, ntsha makgaritlha.

le a nêê! Mantsha Kgosi.

Ntsha, ntsha makgaritlha,

le a nêê! Mantsha Kgosi.

Kwa Moseja go tlhabilwe kolobê,

kolobê, oki, kolobê.

Kwa Moseja go tlhabilwe kolobê,

kolobê, oki, kolobê.

Words: Bring out, bring out the kegs,  
and give them to the "Mantsha Kgosi"\*

Overseas a pig has been slaughtered,

Sooki, pig, sooki.

(Repeat lines  
above)

Overseas a pig has been slaughtered,

Sooki, pig, sooki.

Overseas a pig has been slaughtered,

Sooki, pig, sooki.

\* "Mantsha Kgosi" is the name of a mophatô "age group, regiment (Br.)"

### Wedding Song

This is sung by boys and girls at a wedding; or it can be sung when in the mood for a song.

A pula e nê, a pula e nê, a pula e nê

a pula e nê, a pula go nê ya sephai

Nnono wame, nnono wame, nnono wame .

nnono wame, nnono wame ke (Matlhodi).

Ke mo ratile, ke mo ratile, ke mo ratile

ke mo ratile, ke mo ratile a ie nosi.

Borakanêlô, borakanêlô, borakenêlô

borakanêlô, borakanêlô ke kerekê.

Words: Let the rain fall, let the rain fall, let the rain fall,  
let the rain fall, let the first rain fall.

My sweetheart, my sweetheart, my sweetheart,  
my sweetheart, my sweetheart is (Matlhodi).

I have loved her, I have loved her, I have loved her,  
I have loved her, I alone have loved her.

The meeting place, the meeting place, the meeting place,  
the meeting place, the meeting place is the church.

## Just-a-Song

This can be sung whenever in the mood to sing--especially under the influence of bojalwa.

Mmangwane mpulêlê ke nêlwa ke pula.

Lefa di le pêdi lefa di le tharo di

ka nyala mosadi.

Words: Auntie, open the door, I'm getting wet from the rain.

If I had two or three cows I could get married.

Welcome Song

A group of young people when visiting a group elsewhere, sing this song borrowed from SeSotho.

Dumêlang bana beso, re go le bôna,  
 ke thabô menyakalô, ke lônâ la thabong.  
 Ke lônâ le, heela, ke lônâ le, heela  
 Ke lônâ le, heela, ke lônâ la thabong.

Words: Hello, friends, we have come to see you,  
 it's a pleasure, a joy, it's a great day.  
 Ke lona le, hey, ke lona le hey.  
 Ke lona le, hey, ke lona le hey.\*

\*The meaning of the last two lines is obscure.



## Story Song

This story song, like all others, can be sung whenever you feel like singing--but also accompanies the story it originated from. Unfortunately, its origin is obscured to the present cataloguer.

Leeba la tsosa smutla  
 smutla wa tsosa phokoje  
 phokoje a tsosa tshwene  
 tshwene are 'ha ha ha'  
 a tsosa nare  
 nare yone ya bolaya motho  
 nare ya bolaya yoo yoo (4x)  
 nare, nare yone ya bolaya motho.

Words: A dove woke up a hare,  
 The hare woke up a jackal  
 The jackal woke up a baboon,  
 The baboon said 'ha, ha, ha',  
 And woke up a buffalo,  
 The buffalo killed a person,  
 The buffalo killed, help, help!  
 The buffalo killed, help, help!  
 The buffalo killed, help, help!  
 The buffalo killed, help, help!  
 The buffalo killed, help, help!  
 The buffalo, the buffalo killed a person.

## Story Song

It is sometimes true, that after telling a traditional Setswana story, the story-teller follows it with a song. This is one such song about a girl who has been turned away from her parents and husband's homes--evidently because she has had some terrible illness which has made her smell--and asks her aunt to take her in.

Mma mpulêlê moo ke a nkgā ,

Mma mpulêlê moo ke a nkgā .

Ne ke le lelanka ke le letsatsi ,

Mmalō ke a nkgā .

Ne ke le lelanka ke le letsatsi ,

Mma o ke a nkgā ,

~~Mma~~ tsamaêla koo o a nkgā ,

Ngwana tsamaêla koo o a nkgā .

O ne o le lelanka o le letsatsi ,

Mmalō o a nkgā .

O ne o le lelanka o le letsatsi ,

Mmalō o a nkgā .

Words: Auntie, open the door for me, I stink.

Auntie, open the door for me, I stink.

I used to be like the sun,

But now I stink.

Child, go away from here, you stink.

Child, go away from here, you stink.

You used to be like the sun,

You used to be like the sun,

But now you stink.

But now you stink.

## Evening Song

On a moonlit night when boys and girls play outside, they may sing this song.

Basimane le rata puledisô.

Basimane le rata puledisô ya bosigo.

Nna, ntatê, ga rate dilô tseo,

Nna, ntatê ga rate dilô tseo tsa bosigo.

Nyaya, nyaya, ke a gana.

Nyaya, nyaya, ke a gana puledisô.

Words: Boys, you like to be walked halfway home..

Boys, you like to be walked halfway home..

I, father, don't like such things..

I, father, don't like such things..

No, no, I refuse to do it..

No, no, I refuse to walk you halfway home.

### Marching Song

Any group--Girl Scouts, school children, a 'mophato', etc.--  
can sing this song while marching.

Dumêlang MaAfrika.

Re tsile go le dumêdisa.

A ke lo re amogeleng.

Re bana ba lona ruri.

Chorus 1: Dumêlang, dumêlang,...

Chorus 2: Dumêlang, dumêlang, re a le dumêdisa.

A ke lo re amogeleng,

Re bana ba lona ruri.

Words: Hello, Africans.

We have come to greet you.

Please receive us.

We are truly your children.

Chorus 1: Hello, hello, hello.....

Chorus 2: Hello, hello, we greet you.

Please receive us.

We are truly your children.

## Story Song

As is the case with most other Setswana songs, several versions of Tsananapoo exist. This one was collected from a girl in Ramoutsa Village. But all versions tell of the daughter of a chief who's been brutally killed and eaten by some 'friends' who had taken her on a walk in the forest. When they return to the village they put the blame on the girl's dog, who, in turn, reports:

Tsananapoo, Tsananapoo.

Ba mmolaile, Tsananapoo

Ba mpha lesapô, Tsananapoo

∇ Nna ntša ka gana, Tsananapoo

Ka re ga ke je motho, Tsananapoo

E le mongame, Tsananapoo

Mongame se thêbê, Tsananapoo

Thêbê sa kgosi, Tsananapoo

Words: Tsananapoo, Tsananapoo

They have killed her, Tsananapoo

They gave me a bone, Tsananapoo

I, a dog, refused it, Tsananapoo

Because I won't eat a person, Tsananapoo

Who is my master, Tsananapoo

My master is my shield, Tsananapoo

The shield of the chief, Tsananapoo.

## Lullaby

This lullaby tells of a sister rocking her younger brother or sister to sleep, saying that her mother won't pay for a babysitter for him. A babysitter is easy enough to get--all the mother has to do is to cook a pot of beans or a piece of beef and any older child in the neighborhood would gladly sit with the baby for a sizeable share of the meal. But, evidently the mother is too stingy or poor to do so.

Kunkurulele, kgaotsa nnaka,  
 O bêtêgwa ke mang, kgaotsa nnaka,  
 Ebu mmago a timana, kgaotsa nnaka,  
 A tina babelegi, kgaotsa nnaka,  
 Babelegi be rêkwa, kgaotsa nnaka,  
 Ba rêkwa ka kgôbê, kgaotsa nnaka,  
 Kgôbê ya letlhodi, kgaotsa nnaka.

Words: Lullaby, stop crying my baby brother,\*

Who will look after you, stop crying my baby brother,  
 Because your mother is stingy, stop crying my baby brother,  
 She won't pay for babysitters, stop crying my baby brother,  
 Babysitters are bought, stop crying my baby brother,  
 They are bought with beans, stop crying my baby brother,  
 With moong beans, stop crying my baby brother.

\* Nnaka can be either your younger sister or brother.

Old National Anthem

This song was sung throughout British Southern Africa as a national anthem, but since independence, has been replaced by another.

Kgosi tshegofatsa Afrike,

A le tsholediwê naka lwaago,

Utlwa merapêlô ya rona,

Kgosi, tshegofatsa.

Chorus: O tlê moya, o tlê moya, o tlê.

O tlê moya, o tlê moya, o tlê.

O tlê moya, o tlê moya, o boitshêpô,

Kgosi tshegofatsa rona, bana ba gago.

Words: God Bless Africa,

Let Your horn be raised,

Hear our prayers,

God Bless us.

Chorus: Let Your spirit come, let Your spirit come, let it come,

Let Your spirit come, let Your spirit come, let it come.

Let Your spirit come, let Your holy spirit, come,

God Bless us, Your children.

Story Song

A woman tending her fields is chasing doves away and telling them of her sad life. She has been thrown out of her husband's home.

Phoi maeba, phoi maeba,  
 Ga ke a tsalwa ke le mosele, phoi maeba, phoi maeba,  
 Ke tsetswe ke le tshurana ya botshure, phoi maeba, phoi maeba,  
 Le sefathêgô ga a se bone, phoi maeba, phoi maeba,  
 Motho mogakwa ke mogatsê, phoi maeba, phoi maeba,  
 Mosimane etsho ga se motho, phoi maeba, phoi maeba,  
 Moselê tlhê nnêlê dilô, phoi maeba, phoi maeba,  
 Phoi, phoi, phoi, phoi.

Words: Dove go 'way, Dove go 'way

I was not born like a mosele\*, dove go 'way, dove go 'way  
 I was born (fat and healthy) like a perfect turnip, dove go 'way  
 dove go 'way,  
 Even my face he doesn't look at, dove go 'way, dove go 'way,  
 A person who doesn't recognize his own wife, dove go 'way,  
 dove go 'way,  
 My husband is not human, dove go 'way, dove go 'way,  
 Oh you stingy fellow, please give me back my belongings,  
 dove go 'way, dove go 'way,  
 go 'way, go 'way, go 'way, go 'way.

\*A mosele is a very thin biri, and, hence, a pejorative term.



DIKOPHA LA-TONA

Kgalemang Motsete (composer)

Con Spirito

1. Fat-sha le-no la ro-na Ke m-pho ya ma-di-mo; Ke bo-sua jwa bo-R-  
 2. I-na lentle la tu-mo Lache-ba ya Bo-Tswa-na, Ke ku-Tswa-no le ka-

1. rae-is-ho, u le nne ka ka-gi-so } CHORUS Tso-gang, tso-gang ba-nna, Tso-gang e-ang ba-sadi e-ang  
 2. ci-se-no, E ba-pa-gant-swe mmo-go }

Tsh-a-ga-ga-leag re le-pa-a-daggodi-r-ia le da-tsh-ja ro - nu

Blessed be this noble land,  
 Gift to us from God's strong hand,  
 Heritage our fathers left to us,  
 May it always be at peace.

Chorus:  
 Awake, awake, O men, awake!  
 And women close beside them stand,  
 Together we'll work and serve,  
 This land, this happy land!

Words of beauty and of fame,  
 The name Botswana to us came,  
 Through our unity and harmony,  
 We'll remain at peace as one.

## PROVERBS

Setswana is rich in proverbs. No conversation takes place without one or more being brought into it. In fact, on very formal occasions such as at the 'kgotla', at weddings or funerals, you will find the frequency of proverbs greatly increased. One way in which a native scholar attains his status is by his ability to introduce appropriate proverbs into a conversation at a strategic point.

We give here but a few of the most common ones. Several seem to be almost a literal translation of European proverbs: Ba êpêla selêpê, "They are burying the hatchet". Whereas, there are many that are amazingly similar, the only difference being in the context of the two cultures: A ngwedi o a tla a thsege letsatsi, a re, 'O mosweu'?, "Does the moon laugh at the sun saying 'You are white'?" instead of the pot calling the kettle black.

1. Go araramêla letsatsi le tshabile. (lit. to bask in the sun while it is shining.)  
"to make hay while the sun shines."
2. Bofereferere ga se papadi. (lit. chicanery is not business)  
"cheaters never prosper"
3. Dikeledi tsa mathe. (lit. tears of spittle)  
"crocodile tears"
4. Dipitse tse di tiludi di bônwa ka mmala. (lit. Zebras are recognized by their color.)  
"a leopard can not change his spots"
5. Di sêla mmapa ga di ratane. (lit. They who gather (wild berries) side by side do not love each other).  
"Familiarity breeds contempt"
6. Di tsa bana ba mpa ga di tsenwe. (lit. Affairs of the family are not to be entered into (by strangers) )  
"Let other people's quarrels alone"
7. E a re motho a re di a sisa, a bo a bonye ka tsa ga gabô. (lit. When a man speaks of rich milkers, depend upon it he means his own goats.)  
"All his geese are swans."
8. E e maši ga e itsale. (lit. A good milk-cow does not always bear itself (i.e. bear a calf that grows up to be a good milk yielder))  
"Good parents don't mean a good offspring"; "A black hen can lay a white egg."
9. Fifing go tshwaraganêlwa dikobô. (lit. In the dark people hold to one another's coattails)  
"Politics (or adversity) makes strange bedfellows."

10. Ga se goo lobelô, ke goo marapô a thata. (lit. What matters is not the race, but strong bones.)  
"The race is not to the swift, nor the battle to the strong."
11. Go fa ke go ipêela. (lit. To give away is to put away for yourself.)  
"One good turn deserves another."
12. Go lala ka lobadi. (lit. To sleep over a wound.)  
"forgive and forget"; Before deciding go and sleep over it "
13. Go lepa go a dia. (lit. long observation wastes time)  
"Procrastination is the thief of time"; "He who hesitates is lost".
14. Goo rra-motho go thêbê phatshwa. (lit. A mans' home is a white and black (good omen) shield.)  
"A man's home is his castle."
15. Go swa motho, go sale motho. (lit. when a man dies, the man('s soul) remains.)  
"The body dies, the deeds remain."
16. Khudu ya mariga e itsewe ke mmei. (lit. Where the winter tortoise is, is known only to him who placed it there.)  
"A secret between more than two is no secret."
17. Lefufa le apeetswe le letlapa, letlapa la butswa ga sala lefufa. (lit. Jealousy was boiled in the same pot as a stone, the stone got soft, but jealousy remained).  
"One wife is too much for most husbands to bear, but two at a time, there's no mortal can bear"; "Frenzy, heresy, and jealousy can never be cured."
18. Lefoko ja maabanyane ga le tlhabe kgomo. (lit. The evening word does not kill a cow.)  
"If wishes were horses beggars would ride"; Wishes never can fill a sack<sub>1</sub><sub>2</sub>."
19. Ieswêtsana ga le ke le lela fêla, le abo le utlwile a magolo. (lit. The young bird doesn't crow until it hears the old ones).  
"What children hear at home doth soon fly abroad"; "A chip off the old block"; "Like father, like son."
20. Maanô ga a site, go sita loso. (lit. There is a plan for everything but death.)  
"Death keeps no calendar."

21. Mafoko ga a lale nagenko. (lit. News doesn't spend the night in the forrest).  
"Bad news travels fast<sub>1</sub>"; "Ill weeds grow fast<sub>2</sub>"
22. Mao lo lo ntiha-pedi lo tihaba kobô le moroki. (lit. The double-pointed awl pricks both the material and the sewer.)  
"The same knife cuts both bread and the finger."
23. Mmangwana ke yo o tshwarang thipa ka bogale. (lit. It's the mother who catches the blade of the knife.)  
"One mother is more vulnerable than a thousand fathers."
24. Moipolai ga a lelelwe. (lit. It is of no use to weep for a suicide.)  
"He that cuts himself willfully deserves no salve."
25. Motse o lapeng. (lit. the real home is in the courtyard (woman's quarters))  
"The hand that rocks the cradle rules the world."
26. Ngwana yo o sa utlweng molaô waga rragwê o tia utlwa molaô wa manong. (lit. The child who does not listen to his father's commands, will obey the law of the eagles.)  
Similar to: "Spare the rod and spoil the child" but this is said of/to naughty children.
27. O dule ka soba la mogodu. (lit. He escaped through the hole in the stomach.)  
"He escaped by the skin of his teeth."
28. O itsetse fêla jaaka pêba. (lit. He has begotten himself just as a mouse does.)  
"Like father, like son."
29. O matlhô mantsi. (lit. He has many eyes. (i.e. is attracted by everything in turn).)  
"There are many fish in the sea."  
Said of someone who is "playing the field" quite heavily.
30. O ruta tshwene mapalamô. (lit. You are teaching a monkey how to climb.)  
"Like teaching fish to swim."
31. O se sugêlê ngwana thari a sale mpeng. (lit. Do not soften a "thari" (sling) for an unborn child.)  
"Don't count your chickens before they are hatched."

32. O upa maraka tau e setse e tihasetse.  
(lit. He puts a charm on his cattlepost after the lion has delivered an attack.)  
"Shutting the stable door after the steed has been stolen."
33. Pala gabedi e sita pala gangwe.  
(lit. counting twice is better than counting once.)  
"Second thoughts, they say, are best"; "Two heads are better than one."  
2
34. Pôô ga di kedi tlhakanêla lesaka.  
(lit. two bulls never share the same cattle fold.)  
"We cannot all be master"; "a man cannot serve two masters."  
2
35. Phoko-kgolo ga e tswa ka ngwana wa motho.  
(lit. A great matter (big scandal) passeth not through a respectable man's child.)  
"Like father, like son."
36. Sedibana se pele ga se ikangwe.  
(lit. the well ahead is not to be trusted.)  
"A bird in the hand is worth two in the bush."
37. Se ileng se abo se ile, lesilo ke mo se lateledi.  
(lit. what's gone is gone, he who pursues it is a fool.)  
"Don't cry over spilled milk."
38. Se tshêgê yo o oleng, mareledi a sale pele.  
(lit. Do not laugh at the fallen, there may be slippery places ahead.)  
"People who live in glass houses shouldn't throw stones."
39. Thuku o rile ke lobelô, marota a re ke namile.  
(The little wolf said I am swift-footed, but the undulating country said I am wide.)  
"Great boast and small roast"; "Big fish in a small pond."  
2
40. Tsels kgôpô ga e latse nageng.  
(lit. the longest way does not cause one to spend the night in the forest.)  
"The longest way round is often the shortest way home."

## Things to Do -- Discussion Topics

The following is a sample list of topics that can be discussed with people who know about Botswana--your language instructors or any of the visiting lecturers who may visit the training site. It is suggested that the language coordinator set aside perhaps one hour per day towards the end of the training period in which one such topic is discussed in Setswana. It has proven most helpful in the past if the instructor gives a short five minute talk on the topic and then revises, going over everything he has said by explaining in greater detail. Perhaps one of the vocabulary items is new-- then the instructor will have to explain, in Setswana, what it means. Once the topic has been gone over lightly, then the instructors and students can ask each other appropriate questions on the topic. One good topic of conversation is to have the PCTS explain to the Setswana language instructor how such things are in America, for very often the instructors are just as unawares of our culture as we are of theirs.

### EDUCATIONAL SYSTEM

What types of school are there? What certificates are given by each?  
 What percentage of girls and boys graduate from each level?  
 What is the teaching medium--that is what language is used by teachers at which schools? What is the percentage of bi-lingualism in the country?

### CELEBRATIONS

What special days are celebrated?  
 How are these events celebrated?  
 When and why are they celebrated?  
 Who is expected to come to each celebration?

### GIFT GIVING

Who gives what to whom and under what circumstances?  
 What sorts of celebrations are gifts appropriate to?  
 When visiting a strangers house who is expected to give a gift?  
 What should the gift be?

POPULATION

What various groups of peoples live in the country?  
 What languages are spoken there in any great number?  
 Where do these groups live and what sorts of occupations do they engage in?  
 What percentages of each group exists?  
 Where did each group originally come from?  
 How do the tribes differ from one another?

CLIMATE AND GEOGRAPHY

What is the terrain like? Is it uniform throughout the country?  
 What are the variations in rainfall, from section to section?  
 What variations are there in the climate? How cold does it get in the winter, how in the summer? How much rain, when does it fall? Where?

What sorts of minerals are found?  
 What is the soil like? Good for agriculture? What are the prospects for harnessing natural resources like water, etc.

HUNTING

Is any communal hunting done?  
 What wild animals are hunted?  
 Are there any individual professional hunters?  
 Are there taboos connected with hunting?  
 Are any animals taboo to eat?

TAXES

Is there a land tax?  
 Is there a head tax?  
 How are taxes collected?  
 How much tax is charged?

GENERAL DIVISION OF LABOR

What specific tasks are within the domain of the wife, husband and the children?

WAR

Who declares war, under what sort of circumstances?  
 Who is expected to fight?  
 What sorts of weapons are used?  
 Are battles staged only during certain times of the day or  
 is conflict continuous?

FAMOUS PEOPLE

Who are some of the most famous people from Botswana?  
 What are they famous for?  
 Are they living or dead?

DATING CUSTOMS

How do boys and girls get to meet each other nowadays?  
 Do they date openly? Does every boy have a "steady" girl?  
 What are the attitudes toward hand holding, public displays of  
 affection in general?  
 How does a girl get to know that a boy is interested in her?  
 How does a girl let a boy know that she is interested in him?

MARRIAGE

Who chooses the young man's bride?  
 What are the rules of engagement?  
 When may boys marry? At what age or stage in life?  
 What do the marriage ceremonies consist of?  
 How many wives may a man marry? under what circumstances does he  
 take a second wife?  
 Are divorces granted, by whom, under what circumstances? How are  
 goods and children divided up?  
 What are the qualities of an ideal mate?

INFANCY AND BIRTH

Where are infants delivered?  
 Who helps in the delivery?  
 Are traditional medicines used during delivery?  
 How are infants named?  
 What is the attitude toward twins?  
 How long are babies nursed?  
 When does the baby begin to eat solid food?



How long is the baby carried by his mother?  
 Does the mother receive help from relatives in rearing her baby?  
 Are wet nurses used?  
 How long does confinement last? is it still practiced? How is  
 it practiced? Who may come near the "motsetse"?  
 What ceremonies accompany coming out of confinement?  
 What are the explanations for it?

#### KINSHIP AND FAMILY

Is the rule of descent patrilineal, matrilineal, mixed?  
 Does inheritance pass through the male or female line? for land?  
 for other property?  
 Is the residence patrilocal? matrilocat? other?  
 How is the nuclear family organized?  
 How is the extended family organized?  
 What is the system of classifying relatives?  
 Is there intermarriage with other Setswana tribes, outside tribes?  
 to what extent?  
 Who is considered politically the most ideal prospect for a girl/boy  
 to marry?  
 How are relationships and behaviors toward relatives defined?  
 Who is invited, or expected to come, to what ceremonies?

#### DEATH

What are burial customs?  
 What do the funeral ceremonies consist of? From the time of death  
 until the burial what happens? Any ceremonies in the few days  
 after the burial? Who participates?  
 Is there a mourning period? Is it marked in any special way by  
 ceremonies the mourner must perform, dress he must wear, occasions  
 or activities he must restrain from going to or doing?  
 How long is the mourning period?

#### ARTS AND CRAFTS

What are the wood and metal arts produced in this area?  
 What are the arts used for ceremonial activities?  
 What type of clay, bead, basket, cloth work is done?

#### TRADITIONAL MEDICINE

What are the various means of traditional cures for common  
 ailments? Are there medical specialists in this group?  
 What are the attitudes of the people toward modern medicine?

Are there native medicines for snakebite, malaria, headache, stomach ache, etc.? What is their effectiveness?  
 What position do medicine men have in the society? When do they practice? Are the secrets of medicine passed from father to son or can someone from another family learn them by apprenticing himself to a doctor?

### POLITICAL DIVISIONS WITHIN THE COUNTRY

What is the breakdown of political authority?  
 tribal districts  
 villages  
 lineages  
 families  
 compounds  
 age groups, etc.

Who is the ultimate authority over each of these political/social divisions?  
 What changes have occurred in the system since the British came?  
 What is the line of succession to the ultimate authority of each of the above groups?

### RELIGION

What are the religions of this group?  
 What are the concepts of Gods and heavens--among the non-Christians?  
 What are the beliefs about death and afterlife?  
 What are the fundamental dogmas of this religion?  
 What are the ideas about the makeup of the universe--sun, moon, water, land, plants, wind, rain, etc.?  
 What are the basic values of this society in relation to work, tribal loyalty, traditions, relatives and family, tribal customs, education, democratic values, wealth, etc....

### DIET

What are the basic foods?  
 How are they prepared? by whom?  
 How many meals are prepared per day?  
 What does breakfast, lunch, dinner consist of?  
 How many times are meals eaten?  
 What foods are expensive, cheap?  
 What is considered a typical feast? i.e., what foods are served?

### LAND TENURE

When a man dies, how is his land disposed of?  
 If a family dies out, what happens to its land?  
 How is land acquired: -lease, pledge, inheritance, division of family land, division of village land, purchase, clearing of virgin bush?

Has any land in the village been sold? If not, why isn't it?  
 Can a man be evicted from his land by anyone?  
 Does a man lose his rights to a piece of land if he does not make use of it?  
 Are trees considered separate from the land?  
 Does an individual farm the same plots cycle after cycle?  
 Is there any slave land?  
 How can a stranger acquire land in the village?  
 Is any land controlled absolutely by individuals, such that they could sell it or alienate it permanently in some other way without getting anyone else's permission?  
 What is the unit which holds family land? Is it the largest exogamous unit?  
 Can women hold land?  
 What pieces of land are public land?  
 Are plots of land ever exchanged?

### LIVESTOCK

What types of animals do people own? How many of each type?  
 How and where are animals fed during the dry season? rainy season?  
 Is their manure saved for crops? for anything?  
 When are cattle taken to the cattle posts? Who herds cattle?  
 How is the value of cattle measured?  
 When and how are they slaughtered?  
 How are they sold?

### CROPS

What crops are grown?  
 Is there any crop specialization within the community?  
 Are any particular crops taboo?  
 What new crops have been introduced within the last 5 years? 50 years?

### CALENDAR AND ROTATION

During what part of the year are the following tasks undertaken?  
     clearing  
     burning  
     ploughing  
     planting of various crops  
     weeding  
     early harvest  
     regular harvest  
 What crops are planted with what tools?  
 Is there a fallow system?  
 How many years is a piece of land left fallow before it is planted again?  
 Does everyone in the village start clearing, planting and harvesting at the same time? What individual or what natural signs indicate that it is time to begin?

LAND USE

How many pieces of land do various farmers utilize during a single growing season?  
 How far are plots from one another?  
 How far do the farming plots range from the home compound?  
 Do farmers put temporary shelters close to their farm plots?  
 How large are various pieces of farm land?  
 What is the size of the total land holding of various people?

DIVISION OF LABOR

What are the various farming tasks assigned to the various members of the family - husband, wife, and children.  
 Do husbands and wives farm on the same plots or on different ones?  
 Who is generally responsible for the major portion of the activities connected with farming, the man or his wife?  
 To what extent do friends and relatives help each other with farming tasks? Is this assistance governed by reciprocal work arrangements?  
 How is the income from the sale of various crops divided between a husband and his wife?  
 To what extent is hired or indentured labor used to do farm work?  
 Do hired laborers generally come from within the community or from outside?  
 What tools do farmers use?  
 What are they made of and how are they made?

FARMING TECHNIQUES

Are certain types of land reserved from certain types of crops?  
 How are various crops planted? How are things lined and spaced? or aren't they?  
 What crops use poles and how is the staking done?  
 Are certain crops placed near the compound and other crops far away?  
 How often is weeding done?  
 Is mulching or manuring done? Is fertilizer used?  
 Is there any irrigation?  
 During what hours of the day are farming activities carried out?  
 To what extent do different farmers within the community employ different techniques?

THREATS TO CROPS

What natural hazards cause damage to the crops?  
 What supernatural hazards are thought to cause damage to the crops?  
 Is any one forbidden to work on the farm or go nearby because of the damage they are thought to create by so doing?

FARMING AND RELIGION

Is any sacrificing done in connection with farming?

If so, what is the purpose?

Is raimaking done?

What folk beliefs are there concerning farming, e.g., prohibitions on certain crops or certain types of farming activities?

CROP STORAGE

How are crops stored?

What is the estimated damage by insects and rodents to stored crops?

What insects and rodents attack stored crops?

What traditional means of protection against damage are taken?

## Select, Partially Annotated Bibliography

The following are a few of the many - over five hundred known to the author - publications on the Tswana people, their history, culture, language and literature which would provide valuable background reading and references for anyone interested.

Call numbers have been given when available to aid in locating the books in a library. However, a word of caution; be sure your library uses the same classificatory scheme.

Books which were available to the author have been commented upon. Others have been included sight unseen (and hence the title "partially annotated").

### Bibliographies

Lestrade, G. P. "Bibliography of Tswana," Bantu Studies. Vol. 7, p. 77.  
[Call number: GN657, B2B2, v.7. Same volume contains bibliographies of Sotho, Venda, Xhosa and Zulu. Good journal for Bantu studies in general.]

Mohome, Paulus Mokete and J. Webster. A Bibliography of Bechuanaland.  
Syracuse: Bibliographic Section, Program of Eastern African Studies, Maxwell School of Citizenship and Public Affairs, Syracuse University, 1966. 58 pp.  
[Call number: Z355M726b]

Schapera, I. Select Bibliography of South African Native Life and Problems.  
Compiled for the Inter-University Committee for African Studies under the direction of I. Schapera. London: Oxford University Press, 1941. 249 pp.  
[Call number: 572.69S299s. Contains: Physical Anthropology; Archaeology; Ethnography; Modern Status and Conditions; Linguistics.]

Schapeira, I. Supplement to Section: Modern Status and Conditions. Bibliography by A. Holden and A. Jacoby. Capetown: University of Capetown, 1950.  
[Call number: 572.69S299s. General Works; Policy; Administration and Law; Health and Social Services.]

Stevens, Pamela. Bechuanaland Bibliography. Capetown: University of Capetown School of Librarianship, 1947. 27pp.  
[Call number: f968.1S845b. Headings: General and Descriptive, Administration, Botany, Boundaries, Christian Missions, Climate, Education, Geology, History, Law, Medicine, Native Races, Railways, Zoology.]

### General: History and Culture

Benson, Mary. Tshekedi Khama. London: Faber and Faber, 1960. 319pp.  
[Call number: DT795T78B44. Contents: The Khamas; The Regent; Uncle and Nephew, years of reconstruction.]

British Information Services, Botswana. London: Curwen Press. 1966.  
[Obtainable from British Information Services, 845 Third Avenue, New York, N. Y. 10022. Pamphlet number RF.P5748/66, classification 11.4.]

- Brown, John Tom. Among the Bantu Nomads: A record of 40 years spent among the Tswana a numerous and famous branch of the South African Bantu, with the full description of their ancient customs, manners and beliefs. London: Seeley, Service and Co., Ltd. 1926.  
[Call number: 572.68, B878a. The work includes chapters called: Tribal name and Totem, Family life, Kinship, Marriage laws and customs, Burial customs, Childhood and adolescence, Religion, Mythology and Folklore, Proverbs, and History of various tribes; a map and many nice illustrations.]
- Dornan, S. S. Pygmies and Bushmen of the Kalahari. London: Seeley, Service and Co., Ltd. 1925.
- Duggan-Cronin, A. M. The Bantu Tribes of South Africa: Reproductions of Photographic Studies: Vol. II, Sec. 1, Plates XXVI. The Sutho-Chuana Tribes Sub-group I. The Bechuana. With introductory articles by G. P. Lestrade on the Sotho-Chuana tribes. Cambridge: Cambridge University Press, 1929.  
[Call number: 572.68, D866bv.2pt.1. Mostly contains photographs of "typical" scenes.]
- Gabatshwane, S. M. Tshekedi Khama of Bechuanaland, Great Statesman and Politician. Capetown: Oxford University Press, 1961. 69pp.  
[Call number: DT795T78G11.]
- Gabatshwane, S. M. Seretse Khama and Botswana. Kanye (Botswana): J. G. Mmusi, 1966. 81pp. Illustrated.  
[Call number: DT795S48G11.]
- Halpern, Jack. South Africa's Hostages: Basutoland, Bechuanaland and Swaziland. Baltimore: Penguin Books, 1965. 495pp.  
[Call number: DT782H173s.]
- Kay, June. Wild Eden. London: Hutchinson, 1964. 206pp.  
[Call number: DT791K18w, autobiographical.]
- Kay, June. Okavango. (Introduction by Gerald Durrell). London: Hutchinson, 1962. 189pp.  
[Call number: DT959K18o.]
- Khama, Seretse. A Background Study of the Southern African Crisis. Oxford: Sackey, 1950. 8pp.  
[Call number: DT795S48S4, marriage of Seretse = crisis.]
- Khama, Tshekedi. Bechuanaland and South Africa. London: Africa Bureau, 1955. 20pp.  
[Call number: JQ2760T84b, or DT791T78b.]
- Khama, Tshekedi. Bechuanaland, A General Survey. Johannesburg: South African Institute of Race Relations, 1957, 36pp.  
[Call number: DT791T73be.]
- Lloyd, Edwin. Three Great African Chiefs: Khâmé, Sebelé, and Bathoeng. London: Unwin. 1895. 268pp.  
[Call number: DT795A2L77.]

- Mitchison, Naomi. Return to Fairy Hill. London: Heinemann, 1966. 260pp.  
[Call number: DT791M5. 9 illustrations. This is a mostly autobiographical account of the meeting and friendship between Naomi Mitchison, "a Scots intellectual," and the Bakgatla.]
- Mockford, Julian. Khama: King of the Bamangwato. London: Jonathan Cape, 1931. 322pp.  
[Call number: DT795K5M71.]
- Munger, Edwin S. Bechuanaland: Pan-African Outpost or Bantu Homeland. London: Oxford University Press, 1965. 114pp.  
[Contains chapters: People and Countryside; Gestation of a Nation; Economic Development; Bechuanaland's External Relations; Conclusion. More up to date than many of Schapera's works.]
- Notes and Queries of Anthropology. Sixth Edition revised and edited by A Committee of the Royal Anthropological Institute of Great Britain and Ireland. London: Routledge and Kegan Paul, Ltd. 1951, 403pp.  
[Call number: 572,R888n. Contents: Part I, Physical Anthropology: Methods, Blood Groups. Part II, Social Anthropology: Introduction, Methods, Social Structure, Social Life of the Individual, Political Organization, Economics, Ritual and Belief, Knowledge and Tradition, Language. Part III, Material Culture. Part IV, Field Antiquities: Appendices, Book List. It is a good aid for non-anthropologists in telling what questions to ask.]
- Plaatje, Sol. T. Native Life in South Africa.
- Plaatje, Sol. T. Repressive Land Laws of British South Africa.
- Redfern, John. Ruth and Seretse: A Very Disputable Transaction. London: Victor Gollancz Ltd., 1955. 224pp.  
[Call number: DT795S48R2.]
- Schapera, I. Tribal Legislation among the Tswana of the B. P., a study of the mechanism of cultural change. London: Publication for the London School of Economics and Political Science by P. Lund, Humphries and Co., 1943. 101pp.  
[Call number: GN4M75#9.]
- Schapera, I. Migrant Labour and Tribal Life. Capetown: Oxford University Press, 1947. 248pp.  
[Call number: 572.68,S299mi, or HD5856B3S2. Contents: Native Population; Nature and Extent of Labour Migration; Methods of Migration; Causes of Migration; Effects of Migration; Some Possible Remedies. Twenty pages of tables; facts and figures.]
- Schapera, I. Native Land Tenure in the Bechuanaland Protectorate. Lovedale: Lovedale Press, 1943. 283pp.  
[Call number: 572.68,S299n. Illustrated. Contents: The Economic Background; The Social Background; The Main Features of Tswana Land Tenure; Village and Ward Settlements; Acquisition and Ownership of Dwellings; Change of Residence; Agricultural Production and Land Tenure; The Allocation of Arable Land; Ownership of Fields; Ownership of Produce; Animal Husbandry and Land Tenure; Control of Grazing Land; Control of Water Supplies; Game and Other Natural Resources; The Problem of Large Settlements.]



- Schapera, Isaac. "Oral Sorcery among the Natives of Bechuanaland." Essays Presented to C. G. Seligman. London: K. Paul, French, Trubner and Co., Ltd., 1934. 385pp.  
[Call number: 572.04E78. Discusses types of sorcery; medicinal, (boloi ba ditlhare) and verbal (boloi ba molomo) and how each is practiced.]
- Schapera, Isaac. "Premarital pregnancy and Native Opinion: A note on social change." (Africa, v. 6, p. 59-89. 1933).  
[South African Public Library.]
- Schapera, Isaac. "Short History of the Bangwaketse." (African Studies, V. 1, p. 1-26. 1942.).
- Schapera, Isaac. "The Social Structure of the Tswana Ward." (Bantu Studies, V. 9, p. 203-24. 1935).
- Schapera, Isaac. "Some notes on cattle magic and medicines of the Bechuanaland Bakxatla." South African Journal of Science, V. 27, p.557-61. 1930).
- Schapera, Isaac. Tribal Legislation Among the Tswana of the Bechuanaland Protectorate. (Map. 101p. London. 1943.)
- Schapera, I. Western Civilization and the Natives of South Africa; Studies in Culture Contact. New York: Humanities Press, 1967. 312pp.  
[Call number: DT764B2S31967. Reprint of 1934 edition. Bibliography p. 301-306, Contents: The Old Bantu Culture; Present Day Life in the Native Reserve; Christianity and the Religious Life of the Bantu; The Educated Native in Bantu Communal Life; European Influences upon the Development of Bantu Language and Literature; The Effect of Western Civilization on Bantu Music; The Economic Condition of the Rural Natives; Social and Economic Conditions of the Urban Native; The Economic Position of the Bantu in South Africa; Native Administration in South Africa; Race Mixture and Native Policy in South Africa; Bantu Grievances.]
- Schapera, Isaac. The Ethnic Composition of the Tswana Tribes. London: London School of Economics and Political Science, 1952. 133pp.  
[Call number: GN416. Monograph on Social Anthropology No. 11. Parts: Ethnic and Historical Background; Origin and Growth of the Tribe; Ethnic Composition of the Tribe - contains mostly charts and tables.]
- Schapera, I. A Handbook of Tswana Law and Custom. International African Institute. London: Oxford University Press. 1955. 328pp.  
[Call number: 572.68,S299h2. Fold map, genealogical tables of royal families and lists of 'Mephato'. Contains: Social Structure of the Tswana Tribes; The nature and sources of Tswana Law; The Tribal Constitution: 1) central government, 2) local administration, 3) regimental organization, 4) citizenship; Family Law: 1) marriage, 2) husband and wife, 3) parents and children, 4) kinship obligations; Law of Property: 1) land tenure, 2) livestock and other property, 3) inheritance; Law of Contract: legal wrongs; procedure.]

- Schapera, Isaac. "Herding rites of the Bechuanaland Bakxatla." American Anthropology. (V. 36, p.561-84. 1934.)
- Schapera, Isaac. The Tswana. London: International African Institute, 1953. 80pp.  
[Call number: 572.6E84apt.3 or DT797S29t. Contents: Groupings, Demography and History, Language and Literature, Economy, Social Organization, Government and Law, Religion and Magic, Select Bibliography.]
- Schapera, Isaac. Married Life in an African Tribe. New York: Sheridan House, 1941. 364pp.  
[Call number: 572.68S299m. Includes chapters: The People and their Culture; The Choice of a Mate; Getting Married; The Setting of Married Life; Making a Living; The Household Routine; The Sexual Aspect of Marriage; Procreation and Childbirth; Parents and Children; The Stability of Marriage; Death and Its Social Consequences; The Family in Tribal Life. Illustrated. This study was done at the Kgatla Reserve.]
- Schapera, Isaac. "Economic Conditions in a Bechuanaland Native Reserve." South African Journal of Science. (V. 30, p.635-55. 1933.)
- Schapera, Isaac. "The Contribution of Western Civilization to Modern Kxatla Culture." Transactions of the Royal Society of South Africa. (V. 24, p. 221-52. 1936) Illustrated.
- Schapera, Isaac, ed. The Bantu Speaking Tribes of South Africa. London: George Routledge and Sons, 1937. 453pp.  
[Call number: 572.68S299b. Illustrated maps, Bibliography. Contains Racial Origins; Habitat; Grouping and Ethnic History; Social Origins; Individual Development; Domestic and Communal Life; Work and Wealth; Political Institutions; Law and Justice; Magic and Medicine; Religious Beliefs and Practices; The Musical Practices of the Native Races of South Africa; Traditional Literature; Language; Imposition and Nature of European Control; Cultural Changes in Tribal Life; The Bantu on European-owned Farms; The Native in the Towns.]
- Sillery, A. Sechele: The Story of an African Chief. Oxford: George Ronald, 1954. 224p.  
[Call number: DT795S4558.]
- Sillery, A. Founding a Protectorate; History of Bechuanaland, 1885 - 1895. London: Mouton, 1954. 267p.  
[Call number: DT791s58f.]
- Sillery, A. The Bechuanaland Protectorate. Oxford: Oxford University Press, 1952. 236p.  
[Call number: DT791S58b. Bibliography.]

Thomas, Elizabeth Marshall. The Harmless People. New York: Knopf, 1959. 266pp.  
[Call number: 572.69T455h or DT764.B8T4.]

Willoughby, William Charles. "Notes on the Initiation Ceremonies of the Bechuana". Journal, Royal Anthropological Institute of Britain and Ireland. Jagger. (V. 39, p. 22-45. 1909)

Willoughby, William. Native Life on the Transvaal Border. London: Simpkin, 1900. 64pp.  
[Call number: DT797W68n. Heavily illustrated. Reads like a diary of a vacation trip to a foreign country.]

### Language

Brown, Tom J. Setswana-English Dictionary, re-edited, enlarged version of 1895 based on Tlhaping 1910 Orthography. London: Hollen Street Press, 1954. 593pp.  
[Call number: PL865125B8. Arranged in purely alphabetical (not phonemic) basis, in the orthography of 1910 normalized to Tlhaping, which varies from modern standard mainly in use of c for ts and ch for tsh. Fairly full and accurate, but deficient in explanation and illustration.]

Cole, Desmond T. Introduction to Tswana Grammar. New York: Longmans, Green and Co., Ltd., 1955. 473pp.  
[Call number: P.L.8651.C67. A very thorough reference grammar. May be a bit difficult to read or use for a non-linguist as the indexing is not the easiest one to follow. Also contains a lot of information to persons interested in the history of Tswana and its relation to other neighboring languages scattered here and there throughout the work.]

Cole, D. T. and D. Mokaila. Course in Tswana. Washington, D.C.: Georgetown University Press, 1962. 130pp.  
[Call number: 8651c67c. This work consists solely of lists of sentences exemplifying certain grammatical points. It is of little value to a beginning student for many reasons: 1) there is no brief grammatical sketch of what the sentences will exemplify and, as such, students may draw their own (and sometimes wrong) conclusions about certain points, 2) lots of very important constructions needed to converse in everyday Tswana are omitted, 3) all the work in the book is passive; that is, the student has no chance to compose on his own, and be corrected - all of his learning is from observing examples. One plus in its favor is that it is the only Setswana work marked for tone. A student who has become fluent and wants to perfect his "intonation" can dig the 'tone rules' out for himself easily from this work.]

Greenburg, Joseph. Languages of Africa. Supplement to International Journal of American Linguistics, V. 29. Publication 25. The Hague: Mouton, 1963. 177pp.  
[Contains the most up-to-date account of what top linguistic theorists believe to be the historical relationship of all African languages to each other. It is written fairly simply for a technical work still it may be rough going, though rewarding, for those interested in finding out this sort of information. Contents: Methodology of Language Classification Niger-Congo, Afro-asiatic, Khoisan, Charinile, Nilo-Saharan, Niger-Kordofanian, Index to Languages.]

Merriweather, A. M. Medical Phrasebook and Dictionary. Morija: Morija Printing Works, 1965. 97pp.  
[Of use to doctors, nurses, etc., only.]

Wooley, Rev. A. J. Puisanyô ya Sekgowa le Setswana: with a short introduction to grammar and vocabulary. Morija: Morija Printing Works. 13th ed., 1963. 80pp.  
[Contains topical phrases, an introduction to grammar, and a dictionary. The first two sections are of little value. The dictionary is helpful in that it gives a good basic vocabulary.]

### Setswana Literature

Bofathogi. Capetown: Longmans Printing Press. 84p. 1960.  
[Title: "Growth," Standard II reader primary school text. Padiso II of the "Padiso Tswana Series," 40 selections.]

Borathana. Capetown: Longmans Southern Africa, 68p. 1960.  
[Title: "Youth," standard I, reader for primary school. The Padiso Tswana Series: Padiso I, 40 selections.]

Boswa Jwa Puô. Lobatsi: Lovedale Press, revised edition. 1961. 143pp.  
[Call number: PL8651A1L53, 1961. Contents: Karolo Ya Ntiha Karolo Ya Bobedi, ya Boraro by Lekgetho, M. Kitchin and N. Kitchin. Title: Lit. "Inheritance of Language/Speech".]

Jones, D. and Solomon T. Plaatje. A Sechuana Reader. London: 1916.  
[Contains several fables.]

Kapane, Peter K. Pule. Johannesburg: Bantu's Publishing Home, 1960. 109pp.  
[Call number: 8651Z77K83. A novel in Tswana. Title: a name.]

Kgasi, Micah. Thulaganyô ya Dipolêlê. Lovedale: Lovedale Press, 1951. 69pp.  
[Call number: PL8651Z77k52. Sample contents: Ka ga Mnopi wa di16 tsotihe. Ka ga tse dikgolo. About origin, explanations for real world. Title: lit. "Collection of Tales".]

Leseyane, P. Moremogolo wa Motho. Pretoria: J. L. Van Schaik, 1962. 116pp.  
[Call number: PL8651Z77L56. In Setswana. "The Ideal Person". A novel.]

Madisa, McDonald. Dinôlwane Tsa Scheherazade le Dinarzade. Capetown: Nationale Pers Beperk, 1949. 34pp.  
[A relatively simple reader for advanced students - after five months or so of Tswana, a student should find it fairly easy.]

- Mafoyane, Sam S. Moretlo.** Capetown: Via Afrika Publishers. 83pp.  
[Call number: PL8651277M26. Contents: I. p<sup>o</sup>k<sup>o</sup> tsa t<sup>h</sup>o<sup>l</sup>e<sup>g</sup>o. eg. Gwetla, Maru, Mola-wa-Godimo, Medupe, Lewatlê, etc. II. P<sup>o</sup>k<sup>o</sup> tsa Sekolo le Thut<sup>o</sup>, e.g. Bothakga, Mo Gae, Sefit<sup>h</sup>o<sup>l</sup>o. III. Tsa Dit<sup>so</sup> le moit<sup>se</sup>-wa-nape maboko a segosi. IV. Mafarat<sup>h</sup>at<sup>h</sup>ia a Mabo<sup>l</sup>e<sup>l</sup>o. V. Mesak<sup>o</sup>. Lit. "Poems about Creation."]
- Matshê<sup>g</sup>o, L. D. Bonn<sup>o</sup>-Botlwa<sup>l</sup>o.** Capetown: Via Afrika Publishers. 126pp.  
[Call number: PL8651277M42. In Setswana, lit. "A home - a place to get used to.]
- Mpepi.** Capetown: Longmans Southern Africa. 44p. 1960.  
[Title: Come on my back (to carry you). For beginners in school. Sub A (or St. I.)]
- Modise, D. M. Maragana.** Pretoria: J. L. Van Schaik. 1965. 64pp.  
[Call number: PL86512277M64m. A play in Setswana, lit. "Small Swamps".]
- Mokone, N. G. Montsamaisabosigo wa Boraro.** Capetown: Juta and Co., Ltd. 56pp.  
[Call number: PL8651277M68m2. Title: "My Night Helper" former school texts III.]
- Mokone, N. G. Montsamisa wa bonê** (o kwaletswe bana ba seema sa bobedi).  
Capetown: Juta and Co., Ltd. 64pp.  
[Call number: PL8651277M68m. Simple text - easy for students with three or four months of Tswana behind them. Lit. "My Night Helper" IV.]
- Mokone, N. G. Montsamaisabosigo wa Botihano.** Capetown: Juta and Co., Ltd. 79pp.  
[Call number: PL8651277M68m3. Simple Reader. "Night Helper" V.]
- Moletsane, Joel E. Tshimologo ya Motse wa Motšwedi: Mo pusong ya ga Sebogodi.**  
King Williams Town: Thanda Press. 51pp.  
[Call number: PL8651277M7. Title: "The Beginning of the Village of Tiger Kloof: During Sebogodi's rule."]
- Molefe, R. D. Mes<sup>o</sup>m<sup>o</sup>: Tsaya o Utlwê.** Zooung: Bona Press Ltd. 47pp.  
[Title: "First bite. Taste - take so that you will understand." 33 poems.]
- Moloto, D. P. Mokwena.** Capetown: Via Afrika Book Store. 176pp.  
[Call number: PL8651277M73n. A novel in Setswana. Title: "A Kwena Man."]
- Moloto, D. P. Motimedi.** Johannesburg: Bona Press Ltd., 1963. 60pp.  
[Call number: PL8651277m73mo. A novel. Title: "A lost one."]
- Monyaise, D. P. S. Ngaka, Mosadi Mooka.** Pretoria: J. L. Van Schaik, 1965. 73pp.  
[Call number: PL8651277M76n. Tswana novel "Doctor, a woman is honey."]
- Monyaise, D. P. S. Marara.** Pretoria: J. L. Van Schaik, 1961. 60pp.  
[Call number: PL8651277M76. Title: "Confusion/muddled up, as much talking". A novel.]

- Monyaise, D.P.S. Omphile Umphi Modise. Johannesburg: The Bantu's Publishing Home, 1960. 71pp.  
[Call number: PL8651Z77M76o. A novel. Title: A man's name.]
- Morake, S. A. Mathaka a Motshamekô.  
[Call number: PL8651Z77M821. A play. Title: "Comrades of a play."]
- Morongwa. Capetown: Longmans Printing Press., 1960. 90pp.  
[Title: "The messenger," a standard III reader, primary school text. Padiso III (revised) of the "Padiso Tswana Series." 31 selections.]
- Moroke, S. A. Lobisa Radipitse. Johannesburg: Thandapers. 63pp.  
[Call number: PL8651Z77M821. A Setswana play. Title: "A Man's Name."]
- Moroke, S. A. Matshôtlhô. Johannesburg: Thanda Press. 62pp.  
[Call number: PL8651Z77M82m. 47 Setswana poems. Title: "Things that are being chewed."]
- Moroke, S. A. Pušô ya ga Kgosi Faro. Johannesburg: The Bantu's Publishing Home. 57pp.  
[Call number: PL8651Z77M82p. A Setswana play. Title: "The Rule of King Faro (Pharo)."]
- Moroke, S. A. Sefhaphati. Capetown: Via Afrika Publishers. 136pp.  
[Call number: PL8651L77M82s. A novel in thirteen chapters. Title: "A flat object."]
- Moroke, S. A. Lonaka lwa mahura a \_\_\_\_\_ Capetown: Via Afrika Publishers. 109pp.  
[Title: "A horn of black ointment." Formerly all houses had this as a protective device against all evil. Forms I, II, III and TTC texts.]
- Motlhatlhami. Capetown: Longmans Southern Africa, Ltd., 1960. 126pp.  
[Title: "The successor," standard V reader. 30 selections in Tswana. First published as "Padiso 5", but now revised.]
- Motlhasedi, G. C. Moepatshipi ga a Bone. Pretoria: J. L. Van Schaik, 1964. 59pp.  
[Call number: PL8651Z77M85. A narrative poem in Setswana. Title: "An iron miner does not see."]
- Motsisi, E. M. R. and Dr. H. J. Van Zyl. Thutapuo: Dithuto tse di lebaleng, Seema sa Boraro le sa Bone. Standards III and IV. Johannesburg: Bantoe-publikasies. 66pp.  
[Call number: PL8651M857t. Thirty lessons. Title: "Language Text: Appropriate lessons." Book III and IV.]
- Padiso ya Bonê. (Livingston Tswana Readers) Morija: Morija Printing Works, 1962. 143pp.  
[Title: Standard Four Reader. Primary school text. 29 selections, all in Tswana.]

Padiso ya Botlhano. Morija: Morija Printing Works, 1962. 173pp.  
[Title: Standard V Reader, Primary school text. 36 selections.]

Padiso ya Boraro. Morija: Morija Printing Works, 1965. 120pp.  
[Title: Third Reader. For primary school. 33 selections.]

Phuthegae, N. G. Mosimane Motshabadiê. Capetown: Via Afrika Publishers.  
61pp.  
[Call number: PL8651Z77. Title: A man's name. A Tswana novel.]

Plaatjie, Sol T. Mhudi: an Epic of South African Native Life 100 Years Ago. Lovedale: Lovedale Press, 1957. 225pp.  
[Call number: PL8651P69m. A novel in English. Title: "A hunter."]

Plaatjie, Sol T. Bantu Folktales and Poems: Traditional and Original.  
[In Setswana.]

Raditladi, L. D. Sefalana Sa Menate. Johannesburg: The Bantu's Publishing Home, 1961. 44pp.  
[Call number: PL8651Z77R11s. 35 Setswana poems. Title: "Storage of sweet things": sefalana = granary, metaphorically book; menate = sweet/nice things, metaphorically poems.]

Raditladi, L. D. Motswasele II. Johannesburg: Witwatersrand University Press, 1954. 66pp.  
[Call number: PL8651R119m. A play. Title: "Chief Motswasele II."]

Raditladi, L. D. Dintšhontšho Tsa Loratô. Johannesburg: The Bantu's Publishing Home, 1961. 68pp.  
[Call number: PL8651Z77R11d. A Setswana play. Title: "Deaths of Love," I think this is a translation of Shakespeare's "Romeo and Juliet".]

Plaatje, S. T. Diphosopetso. Morija: Morija Printing Works, 1930. (Revised edition 1964). 80pp.  
[Title: "Comedy of Errors". School text. Form I and II.]

Savory, Phyllis. Bechuana Fireside Tales. Capetown: Howard Timmins, 1965. 82pp.  
[Thirteen traditional tales collected from various parts of Botswana: The Story of Puti, the Duiker; Tloding Pela; The Discovery of Fire; The Boy Ntabasana; The Power of Tswana; The Crocodile Prince; The Silver Tree; Leruarua; Monyenyané and the Falcon; Tswana; Selekane; The Lion and the Hare; and Matong and the Big Black Ox.]

Schapera, I., ed. Ditirafalo Tsa Merafe ya Batswana ba Lefatshe la Tshireletso. (Traditional Histories of the Native Tribes of the Bechuanaland Protectorate) Lovedale: Lovedale Press, 1940. 240pp.  
[Call number: PL8651S29d. In Setswana. Contains chapters on the Rolong, Kwena, Ngwaketse, Kgatla, Ngwato, Tswana, Maletse, and Tlôkwa.]

Schapera, I. Praise Poems of Tswana Chiefs. London: Oxford University Press, 1965. 255pp.  
[Call number: 86517S3. Contents: Introduction; The Royal Families; Kgatla, Kwena, Ngwaketse and Ngwato.]

Seboni, M. O. M. Dianê le maele a Setswana. Lovedale: Lovedale Press, 1962. 206pp.

[Title: "Tswana Idioms and Remnants." 1323 proverbs, sayings and riddles all in Tswana with explanation.]

Seboni, M. O. M. (transl.) Morekisi wa Venisi. Lovedale: Lovedale Press, 1961. 92pp.

[Title: "Merchant of Venice." School text. Form I, II, III.]

Seboni, M. O. M. Kgosi Isang Pilane.

Seboni, M. O. M. Koketsa-kitso ya Lepatshe.

[Title: "The increaser of the knowledge of the world."]

Seboni, M. O. M. Kgosi Henry wa bonê. Johannesburg: The Bantu's Publishing Home, 1952. 119pp.

[Title: "Henry IV. School text. Form I, II and III.]

Tshipidi. Longmans Southern Africa Ltd., 1960. 71pp.

[Title: "Come on." Text book for the beginner. Sub B. level (St. 2), forty selections.]